



Circuito de Barcelona
 Alpine ELF Europa Cup
 Free Practice - 1
 Provisional Results



Cls	Nº	Driver	Nat	Team	Level	Category	Laps	Best	Time	Gap	Interval	Km/h
1	15	Gael Castelli	FRA	CMR	Inter C		13	4	1:56.394			143.9
2	21	Marc Guillot	FRA	MILAN COMPETITION	Inter C		15	15	1:56.809	0.415	0.415	143.4
3	17	Jean-Baptiste Mela	FRA	AUTOSPORT GP	Inter C	Junior	14	3	1:56.881	0.487	0.072	143.3
4	29	Mateo Herrero	FRA	MILAN COMPETITION	Inter C	Junior	15	15	1:57.055	0.661	0.174	143.1
5	11	Vincent Beltoise	FRA	RACING TECHNOLOGY	Inter C		14	4	1:57.304	0.910	0.249	142.8
6	8	Nicolas Milan	FRA	MILAN COMPETITION	Inter C		8	3	1:57.368	0.974	0.064	142.7
7	77	Rodolphe Wallgren	FRA	MILAN COMPETITION	Inter C	Gentleman	17	7	1:57.495	1.101	0.127	142.6
8	69	Laurent Hurgon	FRA	AUTOSPORT GP-PATRICK ROGER	Inter C		17	4	1:57.608	1.214	0.113	142.4
9	4	Mathieu Blaise	FRA	RACING TECHNOLOGY	Inter D	Gentleman	17	17	1:57.788	1.394	0.180	142.2
10	64	Mike Parisy	FRA	CMR	Inter C		7	4	1:58.495	2.101	0.707	141.4
11	9	Philippe Bourgois	BEL	MILAN COMPETITION	Inter B	Gentleman	17	11	1:58.899	2.505	0.404	140.9
12	5	Stéphane Proux	FRA	RACING TECHNOLOGY	Inter D	Gentleman	16	14	2:00.595	4.201	1.696	138.9
13	18	Pierre Macchi	FRA	AUTOSPORT GP	Inter D	Gentleman	16	8	2:00.827	4.433	0.232	138.6
14	7	Franc Rouxel	FRA	RACING TECHNOLOGY	Inter D	Gentleman	9	7	2:01.642	5.248	0.815	137.7
15	38	Yves Lemaître	FRA	AUTOSPORT GP	Inter D	Gentleman	18	9	2:02.484	6.090	0.842	136.8
16	110	Jaime Hernandez	ESP	RACING TECHNOLOGY	Inter C	Gentleman	12	5	2:02.644	6.250	0.160	136.6

38 LAP TIME DELETED 2.02.158

29 LAP TIME DELETED 1.57.145

CAR 5 LAP TIME 2.00.297 DELETED TRACK LIMITS T15

Published at:.....

Track Temp: 31.9 °C Air Temp: 24.3 °C

Humidity: 55 %

Track Status: DRY

Stewards:

Race Director:

Timekeeper:





Circuito de Barcelona
Alpine ELF Europa Cup
Free Practice - 1
Provisional Results by Class



Cls	Nº	Driver	Nat	Team	Level	Category	Laps	Best	Time	Gap	Interval	Km/h
Inter B												
1	9	Philippe Bourgois	BEL	MILAN COMPETITION	Inter B	Gentleman	17	11	1:58.899			140.9
Inter C												
1	15	Gael Castelli	FRA	CMR	Inter C		13	4	1:56.394			143.9
2	21	Marc Guillot	FRA	MILAN COMPETITION	Inter C		15	15	1:56.809	0.415	0.415	143.4
3	17	Jean-Baptiste Mela	FRA	AUTOSPORT GP	Inter C	Junior	14	3	1:56.881	0.487	0.072	143.3
4	29	Mateo Herrero	FRA	MILAN COMPETITION	Inter C	Junior	15	15	1:57.055	0.661	0.174	143.1
5	11	Vincent Beltoise	FRA	RACING TECHNOLOGY	Inter C		14	4	1:57.304	0.910	0.249	142.8
6	8	Nicolas Milan	FRA	MILAN COMPETITION	Inter C		8	3	1:57.368	0.974	0.064	142.7
7	77	Rodolphe Wallgren	FRA	MILAN COMPETITION	Inter C	Gentleman	17	7	1:57.495	1.101	0.127	142.6
8	69	Laurent Hurgon	FRA	AUTOSPORT GP-PATRICK ROGER	Inter C		17	4	1:57.608	1.214	0.113	142.4
9	64	Mike Parisy	FRA	CMR	Inter C		7	4	1:58.495	2.101	0.887	141.4
10	110	Jaime Hernandez	ESP	RACING TECHNOLOGY	Inter C	Gentleman	12	5	2:02.644	6.250	4.149	136.6
Inter D												
1	4	Mathieu Blaise	FRA	RACING TECHNOLOGY	Inter D	Gentleman	17	17	1:57.788			142.2
2	5	Stéphane Proux	FRA	RACING TECHNOLOGY	Inter D	Gentleman	16	14	2:00.595	2.807	2.807	138.9
3	18	Pierre Macchi	FRA	AUTOSPORT GP	Inter D	Gentleman	16	8	2:00.827	3.039	0.232	138.6
4	7	Franc Rouxel	FRA	RACING TECHNOLOGY	Inter D	Gentleman	9	7	2:01.642	3.854	0.815	137.7
5	38	Yves Lemaître	FRA	AUTOSPORT GP	Inter D	Gentleman	18	9	2:02.484	4.696	0.842	136.8

Published at:.....

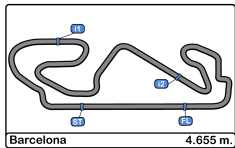
Track Temp: **31.9 °C** Air Temp: **24.3 °C** Humidity: **55 %** Track **DRY**

Stewards:

Race Director:

Timekeeper:





Circuito de Barcelona
Alpine ELF Europa Cup
Free Practice - 1
Lap Analysis



4

Mathieu Blaise

Alpine 8

Nicolas Milan

Alpine

RACING TECHNOLOGY

MILAN COMPETITION

Lap	D	Time	Sector 1	Sector 2	Sector 3	T. Spd	Elapsed
1		10:32:45.617	10:31:09.571	54.467	41.579		10:32:45.617
2		2:03.889	36.841	47.521	39.527		10:34:49.506
3		1:59.004	34.820	45.822	38.362		10:36:48.510
4		1:59.198	34.534	45.884	38.780		10:38:47.708
5		1:58.697	34.533	45.779	38.385		10:40:46.405
6		1:58.197	34.256	45.361	38.580		10:42:44.602
7		1:59.676	34.292	46.918	38.466		10:44:44.278
8		1:58.557	34.511	45.850	38.196		10:46:42.835
9		1:58.316	34.409	45.599	38.308		10:48:41.151
10		2:28.877 P	37.300	54.859	56.718		10:51:10.028
11		4:23.333	2:57.166	47.396	38.771		10:55:33.361
12		1:58.132	34.224	45.513	38.395		10:57:31.493
13		1:58.197	34.184	45.655	38.358		10:59:29.690
14		1:57.851	34.261	45.559	38.031		11:01:27.541
15		1:57.892	34.310	45.103	38.479		11:03:25.433
16		1:58.497	34.397	45.475	38.625		11:05:23.930
17		1:57.788	34.174	45.200	38.414		11:07:21.718
18			34.503	54.785			

Lap	D	Time	Sector 1	Sector 2	Sector 3	T. Spd	Elapsed
1		10:53:19.926	10:51:55.507	45.836	38.583		10:53:19.926
2		1:57.830	34.344	45.296	38.190		10:55:17.756
3		1:57.368	34.098	44.963	38.307		10:57:15.124
4		1:57.444	34.090	45.009	38.345		10:59:12.568
5		1:58.205	34.166	45.154	38.885		11:01:10.773
6		2:04.817	34.162	49.533	41.122		11:03:15.590
7		2:01.919	34.758	47.465	39.696		11:05:17.509
8		1:58.751	34.803	45.244	38.704		11:07:16.260
9			34.405	58.264			

9

Philippe Bourgois

Alpine

MILAN COMPETITION

Lap	D	Time	Sector 1	Sector 2	Sector 3	T. Spd	Elapsed
1		10:32:57.297	10:31:20.333	54.770	42.194		10:32:57.297
2		2:04.793	37.838	47.536	39.419		10:35:02.090
3		2:00.797	35.151	46.518	39.128		10:37:02.887
4		1:59.720	34.821	46.034	38.865		10:39:02.607
5		1:59.911	34.902	46.188	38.821		10:41:02.518
6		1:59.980	34.716	46.173	39.091		10:43:02.498
7		1:59.905	34.907	46.129	38.869		10:45:02.403
8		1:58.972	34.542	45.699	38.731		10:47:01.375
9		1:59.497	34.804	45.952	38.741		10:49:00.872
10		1:58.901	34.626	45.660	38.615		10:50:59.773
11		1:58.899	34.373	45.661	38.865		10:52:58.672
12		2:11.311 P	34.421	45.939	50.951		10:55:09.983
13		4:50.928	3:26.595	45.826	38.507		11:00:00.911
14		1:59.372	34.646	45.834	38.892		11:02:00.283
15		1:59.273	34.495	45.774	39.004		11:03:59.556
16		1:59.262	34.361	45.887	39.014		11:05:58.818
17		2:13.336 P	34.668	46.107	52.561		11:08:12.154

11

Vincent Beltoise

Alpine

RACING TECHNOLOGY

Lap	D	Time	Sector 1	Sector 2	Sector 3	T. Spd	Elapsed
1		10:32:28.215	10:30:55.189	51.040	41.986		10:32:28.215
2		2:00.257	35.237	46.068	38.952		10:34:28.472
3		1:57.378	34.017	45.266	38.095		10:36:25.850
4		1:57.304	33.965	45.082	38.257		10:38:23.154
5		1:57.766	34.273	45.315	38.178		10:40:20.920
6		2:06.082 P	34.293	45.032	46.757		10:42:27.002
7		4:55.105	3:31.027	45.314	38.764		10:47:22.107
8		1:59.206	34.533	45.175	39.498		10:49:21.313
9		1:58.770	34.490	45.848	38.432		10:51:20.083
10		2:02.571 P	34.423	45.234	42.914		10:53:22.654
11		5:06.176	3:41.466	45.608	39.102		10:58:28.830
12		2:04.247 P	34.314	45.418	44.515		11:00:33.077
13		4:39.341	3:11.400	48.335	39.606		11:05:12.418
14		1:59.240	35.127	45.428	38.685		11:07:11.658
15			34.501	50.167			

7

Franc Rouxel

Alpine

RACING TECHNOLOGY

Lap	D	Time	Sector 1	Sector 2	Sector 3	T. Spd	Elapsed
1		10:32:44.456	10:31:05.341	54.700	44.415		10:32:44.456
2		2:08.604	37.400	49.458	41.746		10:34:53.060
3		2:04.051	36.068	47.476	40.507		10:36:57.111
4		2:05.358	36.128	48.887	40.343		10:39:02.469
5		2:03.623	36.115	47.361	40.147		10:41:06.092
6		2:03.123	35.540	47.255	40.328		10:43:09.215
7		2:01.642	34.963	46.912	39.767		10:45:10.857
8		2:01.852	35.236	46.890	39.726		10:47:12.709
9		2:13.367 P	35.084	47.931	50.352		10:49:26.076





Circuito de Barcelona
Alpine ELF Europa Cup
Free Practice - 1
Lap Analysis



15

Gael Castelli

Alpine 21

Marc Guillot

Alpine

CMR

MILAN COMPETITION

Lap D	Time	Sector 1	Sector 2	Sector 3	T. Spd	Elapsed	Lap D	Time	Sector 1	Sector 2	Sector 3	T. Spd	Elapsed
1	10:32:30.322	10:31:03.336	48.263	38.723		10:32:30.322	1	10:32:56.314	10:31:18.500	55.704	42.110		10:32:56.314
2	1:57.568	34.217	45.198	38.153		10:34:27.890	2	2:02.401	36.253	46.397	39.751		10:34:58.715
3	1:57.164	33.949	45.217	37.998		10:36:25.054	3	1:58.471	34.888	45.412	38.171		10:36:57.186
4	1:56.394	33.846	44.769	37.779		10:38:21.448	4	1:57.944	34.616	45.173	38.155		10:38:55.130
5	1:56.556	33.958	44.734	37.864		10:40:18.004	5	1:59.862	35.480	45.112	39.270		10:40:54.992
6	2:04.471 P	33.971	44.975	45.525		10:42:22.475	6	1:57.086	34.108	44.945	38.033		10:42:52.078
7	4:32.922	3:09.522	45.359	38.041		10:46:55.397	7	1:57.779	34.105	44.991	38.683		10:44:49.857
8	1:56.797	34.042	44.901	37.854		10:48:52.194	8	1:57.353	34.127	44.882	38.344		10:46:47.210
9	1:56.828	33.913	44.922	37.993		10:50:49.022	9	2:09.401 P	34.346	48.105	46.950		10:48:56.611
10	1:57.125	33.828	44.892	38.405		10:52:46.147	10	5:22.740	3:56.413	47.739	38.588		10:54:19.351
11	2:04.953 P	34.155	45.077	45.721		10:54:51.100	11	1:58.011	34.521	45.265	38.225		10:56:17.362
12	10:15.046	8:50.208	46.254	38.584		11:05:06.146	12	2:02.652 P	34.356	45.520	42.776		10:58:20.014
13	1:57.903	34.416	45.333	38.154		11:07:04.049	13	4:55.856	3:29.039	46.983	39.834		11:03:15.870
14		35.795	54.650				14	2:01.814	34.149	49.092	38.573		11:05:17.684

17

Jean-Baptiste Mela

Alpine

AUTOSPORT GP

Lap D	Time	Sector 1	Sector 2	Sector 3	T. Spd	Elapsed
1	10:32:10.507	10:30:43.240	47.437	39.830		10:32:10.507
2	1:58.523	34.874	45.452	38.197		10:34:09.030
3	1:56.881	34.157	44.785	37.939		10:36:05.911
4	1:57.139	34.261	44.911	37.967		10:38:03.050
5	1:57.529	34.218	44.943	38.368		10:40:00.579
6	2:12.988 P	39.264	48.726	44.998		10:42:13.567
7	7:19.597	5:55.900	45.475	38.222		10:49:33.164
8	1:57.847	34.110	45.074	38.663		10:51:31.011
9	1:57.231	34.256	44.928	38.047		10:53:28.242
10	2:19.744	34.499	54.391	50.854		10:55:47.986
11	1:57.489	34.090	45.212	38.187		10:57:45.475
12	1:57.854	34.214	45.301	38.339		10:59:43.329
13	1:57.673	34.162	45.024	38.487		11:01:41.002
14	2:06.801 P	35.672	47.201	43.928		11:03:47.803

18

Pierre Macchi

Alpine

AUTOSPORT GP

Lap D	Time	Sector 1	Sector 2	Sector 3	T. Spd	Elapsed
1	10:32:42.553	10:30:56.408	1:01.698	44.447		10:32:42.553
2	2:21.046	37.950	50.643	52.453		10:35:03.599
3	2:04.090	36.249	47.630	40.211		10:37:07.689
4	2:03.426	35.255	47.818	40.353		10:39:11.115
5	2:02.632	35.367	47.313	39.952		10:41:13.747
6	2:02.069	34.926	46.677	40.466		10:43:15.816
7	2:01.873	35.034	46.805	40.034		10:45:17.689
8	2:00.827	34.822	46.606	39.399		10:47:18.516
9	2:14.442 P	35.186	46.979	52.277		10:49:32.958
10	4:29.655	2:54.203	52.011	43.441		10:54:02.613
11	2:08.211	35.619	51.951	40.641		10:56:10.824
12	2:03.769	35.471	47.150	41.148		10:58:14.593
13	2:02.181	35.434	46.902	39.845		11:00:16.774
14	2:03.022	35.469	46.955	40.598		11:02:19.796
15	2:07.699	35.618	50.426	41.655		11:04:27.495
16	2:04.283	35.625	48.291	40.367		11:06:31.778
17		35.657	48.622			

29

Mateo Herrero

Alpine

MILAN COMPETITION

Lap D	Time	Sector 1	Sector 2	Sector 3	T. Spd	Elapsed
1	10:32:52.398	10:31:11.642	50.977	49.779		10:32:52.398
2	2:00.786	34.771	45.897	40.118		10:34:53.184
3	1:59.701	34.782	46.246	38.673		10:36:52.885
4	1:58.053	34.295	45.100	38.658		10:38:50.938
5	1:57.569	34.182	45.158	38.229		10:40:48.507
6	1:57.627	34.038	45.139	38.450		10:42:46.134
7	1:57.433	34.163	45.102	38.168		10:44:43.567
8	2:15.444 P	36.394	46.924	52.126		10:46:59.011
9	6:41.777	5:10.290	50.760	40.727		10:53:40.788
10	2:04.283	37.193	46.858	40.232		10:55:45.071
11	1:57.145	34.191	44.818	38.136		10:57:42.216
12	1:57.525	34.223	45.130	38.172		10:59:39.741
13	2:14.543 P	34.676	47.497	52.370		11:01:54.284
14	3:32.846	2:07.402	46.251	39.193		11:05:27.130
15	1:57.055	34.019	44.907	38.129		11:07:24.185
16		34.524	54.085			





Circuito de Barcelona
Alpine ELF Europa Cup
Free Practice - 1
Lap Analysis



38

Yves Lemaitre

Alpine 77

Rodolphe Wallgren

Alpine

AUTOSPORT GP

MILAN COMPETITION

Lap D	Time	Sector 1	Sector 2	Sector 3	T. Spd	Elapsed	Lap D	Time	Sector 1	Sector 2	Sector 3	T. Spd	Elapsed
1	10:32:36.209	10:30:59.806	54.582	41.821		10:32:36.209	1	10:32:58.270	10:31:23.017	52.313	42.940		10:32:58.270
2	2:05.858	36.705	48.247	40.906		10:34:42.067	2	2:01.081	35.451	46.261	39.369		10:34:59.351
3	2:04.338	36.207	47.697	40.434		10:36:46.405	3	1:59.356	35.089	45.716	38.551		10:36:58.707
4	2:05.317	36.058	48.175	41.084		10:38:51.722	4	1:58.890	34.776	45.690	38.424		10:38:57.597
5	2:25.131	35.279	47.846	1:02.006		10:41:16.853	5	1:58.336	34.144	45.279	38.913		10:40:55.933
6	2:03.423	35.795	47.681	39.947		10:43:20.276	6	1:57.842	34.154	45.138	38.550		10:42:53.775
7	2:03.775	36.481	46.966	40.328		10:45:24.051	7	1:57.495	34.260	44.996	38.239		10:44:51.270
8	2:03.410	35.594	47.241	40.575		10:47:27.461	8	1:58.451	34.139	45.387	38.925		10:46:49.721
9	2:02.484	35.359	47.183	39.942		10:49:29.945	9	1:59.498	34.226	45.704	39.568		10:48:49.219
10	2:03.227	35.537	47.848	39.842		10:51:33.172	10	1:58.636	34.320	45.663	38.653		10:50:47.855
11	2:02.158	35.255	46.975	39.928		10:53:35.330	11	1:58.991	34.248	45.377	39.366		10:52:46.846
12	2:03.373	35.182	47.000	41.191		10:55:38.703	12	2:09.547 P	34.187	45.559	49.801		10:54:56.393
13	2:02.606	35.456	47.059	40.091		10:57:41.309	13	4:09.622	2:44.814	45.732	39.076		10:59:06.015
14	2:04.790	36.162	47.939	40.689		10:59:46.099	14	1:59.140	34.510	45.865	38.765		11:01:05.155
15	2:03.636	35.895	47.122	40.619		11:01:49.735	15	1:58.957	34.674	45.608	38.675		11:03:04.112
16	2:03.555	35.474	47.714	40.367		11:03:53.290	16	2:03.233	34.606	47.139	41.488		11:05:07.345
17	2:04.219	35.707	48.179	40.333		11:05:57.509	17	2:11.471 P	34.612	48.681	48.178		11:07:18.816
18	2:19.945 P	35.460	47.892	56.593		11:08:17.454							

64

Mike Parisy

Alpine

Jaime Hernandez

Alpine

RACING TECHNOLOGY

Lap D	Time	Sector 1	Sector 2	Sector 3	T. Spd	Elapsed	Lap D	Time	Sector 1	Sector 2	Sector 3	T. Spd	Elapsed
1	10:32:31.527	10:31:03.888	48.335	39.304		10:32:31.527	1	10:33:09.786	10:31:31.789	54.167	43.830		10:33:09.786
2	1:59.031	34.700	45.693	38.638		10:34:30.558	2	2:06.941	37.045	48.779	41.117		10:35:16.727
3	1:58.867	34.634	45.234	38.999		10:36:29.425	3	2:04.197	35.841	47.770	40.586		10:37:20.924
4	1:58.495	34.882	45.442	38.171		10:38:27.920	4	2:03.012	35.864	47.306	39.842		10:39:23.936
5	1:58.793	34.598	45.557	38.638		10:40:26.713	5	2:02.644	34.949	47.057	40.638		10:41:26.580
6	2:04.995 P	34.467	46.480	44.048		10:42:31.708	6	2:03.184	35.230	47.732	40.222		10:43:29.764
7	7:48.355 P	6:11.790	46.849	49.716		10:50:20.063	7	2:11.532 P	35.392	47.300	48.840		10:45:41.296
							8	6:34.372	5:05.947	47.801	40.624		10:52:15.668
							9	2:05.951	35.752	49.656	40.543		10:54:21.619
							10	2:04.265	36.119	47.570	40.576		10:56:25.884
							11	2:11.171 P	35.670	47.302	48.199		10:58:37.055
							12	8:24.654	6:56.727	47.645	40.282		11:07:01.709

69

Laurent Hurgon

Alpine

AUTOSPORT GP-PATRICK ROGER

Lap D	Time	Sector 1	Sector 2	Sector 3	T. Spd	Elapsed
1	10:32:10.782	10:30:44.931	46.886	38.965		10:32:10.782
2	1:59.064	34.885	45.912	38.267		10:34:09.846
3	1:58.041	34.330	45.661	38.050		10:36:07.887
4	1:57.608	34.244	45.183	38.181		10:38:05.495
5	1:57.839	34.317	45.205	38.317		10:40:03.334
6	1:57.749	34.308	45.312	38.129		10:42:01.083
7	2:06.051 P	34.444	45.380	46.227		10:44:07.134
8	4:29.281	3:04.422	46.585	38.274		10:48:36.415
9	1:58.319	34.527	45.544	38.248		10:50:34.734
10	1:57.703	34.261	45.337	38.105		10:52:32.437
11	1:57.981	34.317	45.519	38.145		10:54:30.418
12	1:58.015	34.304	45.493	38.218		10:56:28.433
13	2:08.991	36.251	52.080	40.660		10:58:37.424
14	2:02.579	36.125	45.914	40.540		11:00:40.003
15	1:58.216	34.511	45.418	38.287		11:02:38.219
16	1:58.359	34.309	45.473	38.577		11:04:36.578
17	2:10.236 P	34.358	45.311	50.567		11:06:46.814





Circuito de Barcelona
Alpine ELF Europa Cup
Free Practice - 1
Best Sectors Results



Sector - 1				Sector - 2				Sector - 3				Ideal Lap vs Best Lap			
Clas	Nº	Driver	Time	Nº	Driver	Time	Nº	Driver	Time	Clas	Nº	Driver	Ideal Lap	Best Lap	Clas
1	15	Gael Castelli	33.828	15	Gael Castelli	44.734	15	Gael Castelli	37.779	1	15	Gael Castelli	1:56.341	1:56.394	1
2	21	Marc Guillot	33.828	17	Jean-Baptiste Mela	44.785	21	Marc Guillot	37.823	2	21	Marc Guillot	1:56.533	1:56.809	2
3	11	Vincent Beltoise	33.965	29	Mateo Herrero	44.818	17	Jean-Baptiste Mela	37.939	3	17	Jean-Baptiste Mela	1:56.814	1:56.881	3
4	29	Mateo Herrero	34.019	21	Marc Guillot	44.882	4	Mathieu Blaise	38.031	4	29	Mateo Herrero	1:56.966	1:57.055	4
5	17	Jean-Baptiste Mela	34.090	8	Nicolas Milan	44.963	69	Laurent Hurgon	38.050	5	11	Vincent Beltoise	1:57.092	1:57.304	5
6	8	Nicolas Milan	34.090	77	Rodolphe Wallgren	44.996	11	Vincent Beltoise	38.095	6	8	Nicolas Milan	1:57.243	1:57.368	6
7	77	Rodolphe Wallgren	34.139	11	Vincent Beltoise	45.032	29	Mateo Herrero	38.129	7	4	Mathieu Blaise	1:57.308	1:57.788	9
8	4	Mathieu Blaise	34.174	4	Mathieu Blaise	45.103	64	Mike Parisy	38.171	8	77	Rodolphe Wallgren	1:57.374	1:57.495	7
9	69	Laurent Hurgon	34.244	69	Laurent Hurgon	45.183	8	Nicolas Milan	38.190	9	69	Laurent Hurgon	1:57.477	1:57.608	8
10	9	Philippe Bourgois	34.361	64	Mike Parisy	45.234	77	Rodolphe Wallgren	38.239	10	64	Mike Parisy	1:57.872	1:58.495	10
11	64	Mike Parisy	34.467	9	Philippe Bourgois	45.660	9	Philippe Bourgois	38.507	11	9	Philippe Bourgois	1:58.528	1:58.899	11
12	18	Pierre Macchi	34.822	5	Stéphane Proux	46.517	5	Stéphane Proux	38.715	12	5	Stéphane Proux	2:00.198	2:00.595	12
13	11	Jaime Hernandez	34.949	18	Pierre Macchi	46.606	18	Pierre Macchi	39.399	13	18	Pierre Macchi	2:00.827	2:00.827	13
14	7	Franc Rouxel	34.963	7	Franc Rouxel	46.890	7	Franc Rouxel	39.726	14	7	Franc Rouxel	2:01.579	2:01.642	14
15	5	Stéphane Proux	34.966	38	Yves Lemaître	46.966	38	Yves Lemaître	39.842	15	110	Jaime Hernandez	2:01.848	2:02.644	16
16	38	Yves Lemaître	35.182	110	Jaime Hernandez	47.057	110	Jaime Hernandez	39.842	16	38	Yves Lemaître	2:01.990	2:02.484	15





Circuito de Barcelona
Alpine ELF Europa Cup
Free Practice - 1
Best 5 Lap Times



Cls	N°	Driver	Nat	Team	Level	Category	Best 1		Best 2		Best 3		Best 4		Best 5	
							Time	Lap	Time	Lap	Time	Lap	Time	Lap	Time	Lap
1	15	Gael Castelli	FRA	CMR	Inter C		1:56.394	4	1:56.556	5	1:56.797	8	1:56.828	9	1:57.125	10
2	21	Marc Guillot	FRA	MILAN COMPETITION	Inter C		1:56.809	15	1:57.086	6	1:57.353	8	1:57.779	7	1:57.944	4
3	17	Jean-Baptiste Mela	FRA	AUTOSPORT GP	Inter C	Junior	1:56.881	3	1:57.139	4	1:57.231	9	1:57.489	11	1:57.529	5
4	29	Mateo Herrero	FRA	MILAN COMPETITION	Inter C	Junior	1:57.055	15	1:57.433	7	1:57.525	12	1:57.569	5	1:57.627	6
5	11	Vincent Beltoise	FRA	RACING TECHNOLOGY	Inter C		1:57.304	4	1:57.378	3	1:57.766	5	1:58.770	9	1:59.206	8
6	8	Nicolas Milan	FRA	MILAN COMPETITION	Inter C		1:57.368	3	1:57.444	4	1:57.830	2	1:58.205	5	1:58.751	8
7	77	Rodolphe Wallgren	FRA	MILAN COMPETITION	Inter C	Gentleman	1:57.495	7	1:57.842	6	1:58.336	5	1:58.451	8	1:58.636	10
8	69	Laurent Hurgon	FRA	AUTOSPORT GP-PATRICK BOFFA	Inter C		1:57.608	4	1:57.703	10	1:57.749	6	1:57.839	5	1:57.981	11
9	4	Mathieu Blaise	FRA	RACING TECHNOLOGY	Inter D	Gentleman	1:57.788	17	1:57.851	14	1:57.892	15	1:58.132	12	1:58.197	6
10	64	Mike Parisy	FRA	CMR	Inter C		1:58.495	4	1:58.793	5	1:58.867	3	1:59.031	2	2:04.995	6
11	9	Philippe Bourgois	BEL	MILAN COMPETITION	Inter B	Gentleman	1:58.899	11	1:58.901	10	1:58.972	8	1:59.262	16	1:59.273	15
12	5	Stéphane Proux	FRA	RACING TECHNOLOGY	Inter D	Gentleman	2:00.595	14	2:01.052	13	2:01.474	8	2:01.589	9	2:01.621	7
13	18	Pierre Macchi	FRA	AUTOSPORT GP	Inter D	Gentleman	2:00.827	8	2:01.873	7	2:02.069	6	2:02.181	13	2:02.632	5
14	7	Franc Rouxel	FRA	RACING TECHNOLOGY	Inter D	Gentleman	2:01.642	7	2:01.852	8	2:03.123	6	2:03.623	5	2:04.051	3
15	38	Yves Lemaître	FRA	AUTOSPORT GP	Inter D	Gentleman	2:02.484	9	2:02.606	13	2:03.227	10	2:03.373	12	2:03.410	8
16	110	Jaime Hernandez	ESP	RACING TECHNOLOGY	Inter C	Gentleman	2:02.644	5	2:03.012	4	2:03.184	6	2:04.197	3	2:04.265	10



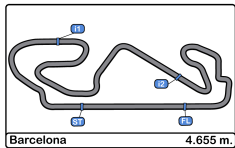


Circuito de Barcelona
Alpine ELF Europa Cup
Free Practice - 1
Fastest Laps Sequence



Lap	Time of Day	Session Time	Nº	Driver	Nat	Team	Level	Category	Time	Km/h
2	10:34:09.030	4:09.030	17	Jean-Baptiste Mela	FRA	AUTOSPORT GP	Inter C	Junior	1:58.523	141.3
2	10:34:27.890	4:27.890	15	Gael Castelli	FRA	CMR	Inter C		1:57.568	142.5
3	10:36:05.911	6:05.911	17	Jean-Baptiste Mela	FRA	AUTOSPORT GP	Inter C	Junior	1:56.881	143.3
4	10:38:21.448	8:21.448	15	Gael Castelli	FRA	CMR	Inter C		1:56.394	143.9





Circuito de Barcelona
Alpine ELF Europa Cup
Free Practice - 1
Pit Stop Analysis



4 Mathieu Blaise Gentleman RACING TECHNOLOGY
 Alpine

Nr.	In Day Time	In Time	Out Time	Pit Time	T. Pit Time	Handicap	Penalty
1	10:51:07.581	10:51:07.581	10:53:29.743	2:22.162	2:22.162		

5 Stéphane Proux Gentleman RACING TECHNOLOGY
 Alpine

Nr.	In Day Time	In Time	Out Time	Pit Time	T. Pit Time	Handicap	Penalty
1	10:51:32.592	10:51:32.592	10:54:04.132	2:31.540	2:31.540		

9 Philippe Bourgois Gentleman MILAN COMPETITION
 Alpine

Nr.	In Day Time	In Time	Out Time	Pit Time	T. Pit Time	Handicap	Penalty
1	10:55:06.142	10:55:06.142	10:58:02.212	2:56.070	2:56.070		

11 Vincent Beltoise RACING TECHNOLOGY
 Alpine

Nr.	In Day Time	In Time	Out Time	Pit Time	T. Pit Time	Handicap	Penalty
1	10:42:23.962	10:42:23.962	10:45:24.262	3:00.300	3:00.300		
2	10:53:19.965	10:53:19.965	10:56:28.560	3:08.595	6:08.895		
3	11:00:30.469	11:00:30.469	11:03:03.477	2:33.008	8:41.903		

15 Gael Castelli CMR
 Alpine

Nr.	In Day Time	In Time	Out Time	Pit Time	T. Pit Time	Handicap	Penalty
1	10:42:19.933	10:42:19.933	10:44:57.200	2:37.267	2:37.267		
2	10:54:48.648	10:54:48.648	11:03:02.912	8:14.264	10:51.531		

17 Jean-Baptiste Mela Junior AUTOSPORT GP
 Alpine

Nr.	In Day Time	In Time	Out Time	Pit Time	T. Pit Time	Handicap	Penalty
1	10:42:11.106	10:42:11.106	10:47:35.306	5:24.200	5:24.200		

18 Pierre Macchi Gentleman AUTOSPORT GP
 Alpine

Nr.	In Day Time	In Time	Out Time	Pit Time	T. Pit Time	Handicap	Penalty
1	10:49:29.153	10:49:29.153	10:51:41.356	2:12.203	2:12.203		

21 Marc Guillot MILAN COMPETITION
 Alpine

Nr.	In Day Time	In Time	Out Time	Pit Time	T. Pit Time	Handicap	Penalty
1	10:48:53.553	10:48:53.553	10:52:18.383	3:24.830	3:24.830		
2	10:58:17.544	10:58:17.544	11:01:11.682	2:54.138	6:18.968		

29 Mateo Herrero Junior MILAN COMPETITION
 Alpine

Nr.	In Day Time	In Time	Out Time	Pit Time	T. Pit Time	Handicap	Penalty
1	10:46:56.362	10:46:56.362	10:51:25.467	4:29.105	4:29.105		
2	11:01:51.729	11:01:51.729	11:03:26.938	1:35.209	6:04.314		

64 Mike Parisy CMR
 Alpine

Nr.	In Day Time	In Time	Out Time	Pit Time	T. Pit Time	Handicap	Penalty
1	10:42:29.188	10:42:29.188	10:48:08.907	5:39.719	5:39.719		

69 Laurent Hurgon AUTOSPORT GP-PATRICK ROGER
 Alpine

Nr.	In Day Time	In Time	Out Time	Pit Time	T. Pit Time	Handicap	Penalty
1	10:44:03.889	10:44:03.889	10:46:34.384	2:30.495	2:30.495		

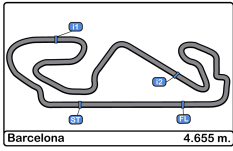
77 Rodolphe Wallgren Gentleman MILAN COMPETITION
 Alpine

Nr.	In Day Time	In Time	Out Time	Pit Time	T. Pit Time	Handicap	Penalty
1	10:54:53.273	10:54:53.273	10:57:06.204	2:12.931	2:12.931		

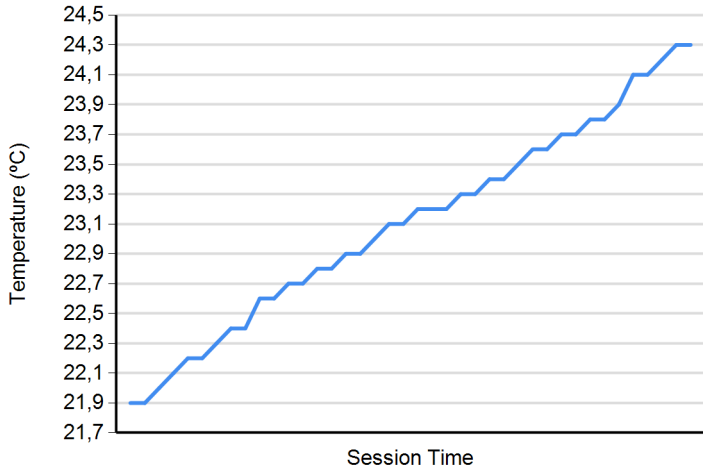
110 Jaime Hernandez Gentleman RACING TECHNOLOGY
 Alpine

Nr.	In Day Time	In Time	Out Time	Pit Time	T. Pit Time	Handicap	Penalty
1	10:45:38.614	10:45:38.614	10:50:10.333	4:31.719	4:31.719		
2	10:58:34.072	10:58:34.072	11:04:57.204	6:23.132	10:54.851		

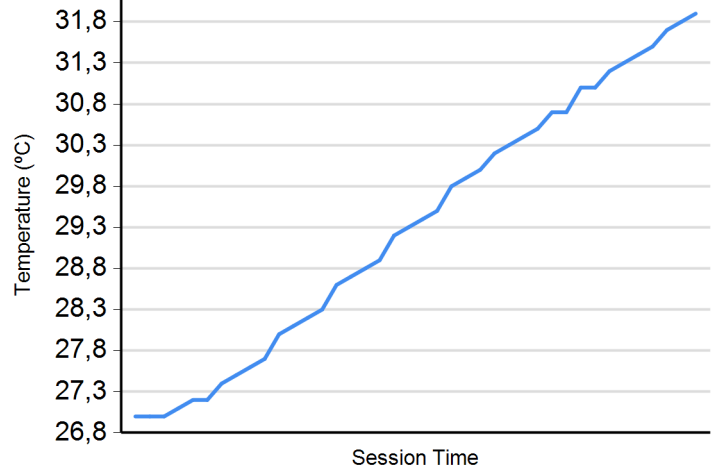




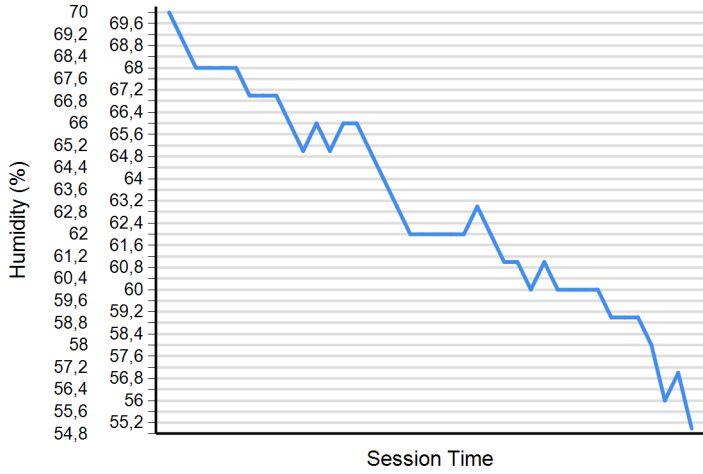
Air Temperature



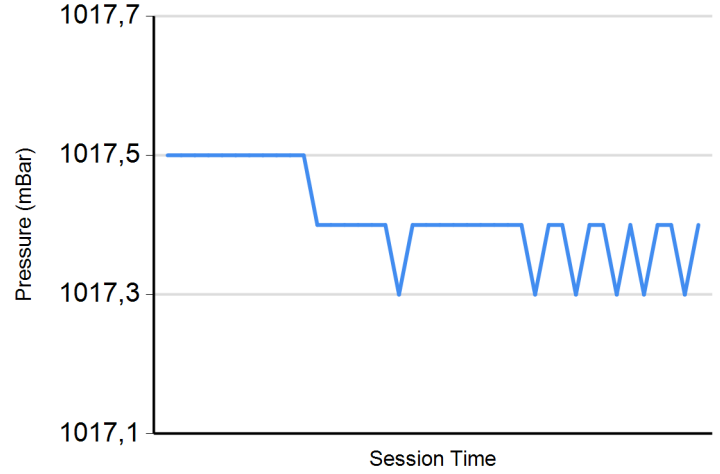
Track Temperature



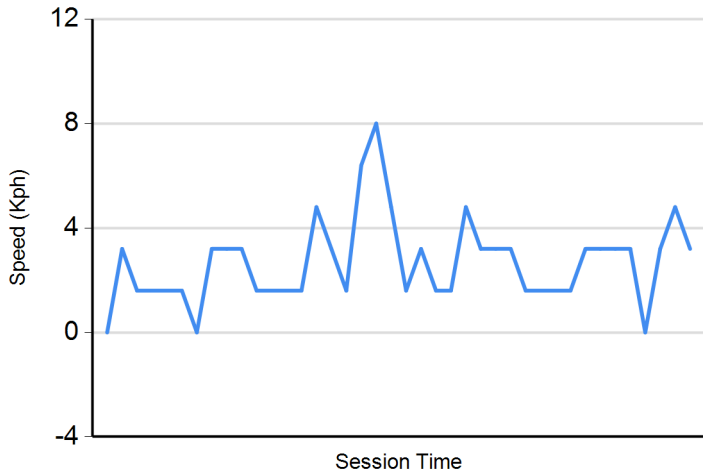
Humidity



Pressure



Wind Speed



Wind direction

North = 0°/360° Est = 90° South = 180° West = 270°

