



Circuito de Barcelona
Alpine ELF Europa Cup
Free Practice - 2
Provisional Results



Cls	Nº	Driver	Nat	Team	Level	Category	Laps	Best	Time	Gap	Interval	Km/h
1	15	Gael Castelli	FRA	CMR	Inter C		15	8	1:57.090			143.1
2	21	Marc Guillot	FRA	MILAN COMPETITION	Inter C		15	4	1:57.245	0.155	0.155	142.9
3	8	Nicolas Milan	FRA	MILAN COMPETITION	Inter C		10	5	1:57.539	0.449	0.294	142.5
4	11	Vincent Beltoise	FRA	RACING TECHNOLOGY	Inter C		13	3	1:57.843	0.753	0.304	142.2
5	29	Mateo Herrero	FRA	MILAN COMPETITION	Inter C	Junior	14	4	1:57.985	0.895	0.142	142.0
6	4	Mathieu Blaise	FRA	RACING TECHNOLOGY	Inter D	Gentleman	15	7	1:58.017	0.927	0.032	141.9
7	17	Jean-Baptiste Mela	FRA	AUTOSPORT GP	Inter C	Junior	11	6	1:58.148	1.058	0.131	141.8
8	69	Laurent Hurgon	FRA	AUTOSPORT GP-PATRICK ROGER	Inter C		9	5	1:58.174	1.084	0.026	141.8
9	77	Rodolphe Wallgren	FRA	MILAN COMPETITION	Inter C	Gentleman	10	3	1:58.969	1.879	0.795	140.8
10	9	Philippe Bourgois	BEL	MILAN COMPETITION	Inter B	Gentleman	13	13	1:59.008	1.918	0.039	140.8
11	5	Stéphane Proux	FRA	RACING TECHNOLOGY	Inter D	Gentleman	14	14	2:00.638	3.548	1.630	138.9
12	110	Jaime Hernandez	ESP	RACING TECHNOLOGY	Inter C	Gentleman	15	9	2:00.931	3.841	0.293	138.5
13	38	Yves Lemaître	FRA	AUTOSPORT GP	Inter D	Gentleman	16	8	2:01.118	4.028	0.187	138.3
14	18	Pierre Macchi	FRA	AUTOSPORT GP	Inter D	Gentleman	15	9	2:01.158	4.068	0.040	138.3
15	7	Franc Rouxel	FRA	RACING TECHNOLOGY	Inter D	Gentleman	14	13	2:01.705	4.615	0.547	137.6

CAR 69 TIME 1:58.554 DELETED TRACK LIMITS AT T 15

CAR 4 TIME 1:58.539 DELETED TRACK LIMITS AT T 15

CAR 11 TIME 1:57.748 DELETED TRACK LIMITS AT T 15

Published at:.....

Track Temp: **44.4 °C** Air Temp: **26.7 °C**

Humidity: **53 %**

Track Status: **DRY**

Stewards:

Race Director:

Timekeeper:





Circuito de Barcelona
Alpine ELF Europa Cup
Free Practice - 2
Provisional Results by Class



Cls	Nº	Driver	Nat	Team	Level	Category	Laps	Best	Time	Gap	Interval	Km/h
Inter B												
1	9	Philippe Bourgois	BEL	MILAN COMPETITION	Inter B	Gentleman	13	13	1:59.008			140.8
Inter C												
1	15	Gael Castelli	FRA	CMR	Inter C		15	8	1:57.090			143.1
2	21	Marc Guillot	FRA	MILAN COMPETITION	Inter C		15	4	1:57.245	0.155	0.155	142.9
3	8	Nicolas Milan	FRA	MILAN COMPETITION	Inter C		10	5	1:57.539	0.449	0.294	142.5
4	11	Vincent Beltoise	FRA	RACING TECHNOLOGY	Inter C		13	3	1:57.843	0.753	0.304	142.2
5	29	Mateo Herrero	FRA	MILAN COMPETITION	Inter C	Junior	14	4	1:57.985	0.895	0.142	142.0
6	17	Jean-Baptiste Mela	FRA	AUTOSPORT GP	Inter C	Junior	11	6	1:58.148	1.058	0.163	141.8
7	69	Laurent Hurgon	FRA	AUTOSPORT GP-PATRICK ROGER	Inter C		9	5	1:58.174	1.084	0.026	141.8
8	77	Rodolphe Wallgren	FRA	MILAN COMPETITION	Inter C	Gentleman	10	3	1:58.969	1.879	0.795	140.8
9	110	Jaime Hernandez	ESP	RACING TECHNOLOGY	Inter C	Gentleman	15	9	2:00.931	3.841	1.962	138.5
Inter D												
1	4	Mathieu Blaise	FRA	RACING TECHNOLOGY	Inter D	Gentleman	15	7	1:58.017			141.9
2	5	Stéphane Proux	FRA	RACING TECHNOLOGY	Inter D	Gentleman	14	14	2:00.638	2.621	2.621	138.9
3	38	Yves Lemaître	FRA	AUTOSPORT GP	Inter D	Gentleman	16	8	2:01.118	3.101	0.480	138.3
4	18	Pierre Macchi	FRA	AUTOSPORT GP	Inter D	Gentleman	15	9	2:01.158	3.141	0.040	138.3
5	7	Franc Rouxel	FRA	RACING TECHNOLOGY	Inter D	Gentleman	14	13	2:01.705	3.688	0.547	137.6

Published at:.....

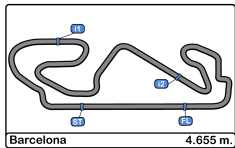
Track Temp: **44.4 °C** Air Temp: **26.7 °C** Humidity: **53 %** Track **DRY**

Stewards:

Race Director:

Timekeeper:





Circuito de Barcelona
Alpine ELF Europa Cup
Free Practice - 2
Lap Analysis



4

Mathieu Blaise

Alpine 8

Nicolas Milan

Alpine

RACING TECHNOLOGY

MILAN COMPETITION

Lap D	Time	Sector 1	Sector 2	Sector 3	T. Spd	Elapsed	Lap D	Time	Sector 1	Sector 2	Sector 3	T. Spd	Elapsed
1	15:40:06.467 P	15:38:20.937	52.135	53.395		15:40:06.467	1	15:39:58.935	15:38:27.639	50.515	40.781		15:39:58.935
2	3:02.249	1:36.013	47.378	38.858		15:43:08.716	2	1:59.152	34.488	45.864	38.800		15:41:58.087
3	1:59.327	34.344	46.112	38.871		15:45:08.043	3	1:58.092	34.236	45.298	38.558		15:43:56.179
4	1:59.244	34.436	46.157	38.651		15:47:07.287	4	1:57.542	34.067	45.196	38.279		15:45:53.721
5	1:58.924	34.444	45.818	38.662		15:49:06.211	5	1:57.539	33.939	45.299	38.301		15:47:51.260
6	1:58.539	34.490	45.645	38.404		15:51:04.750	6	1:59.375	35.339	45.535	38.501		15:49:50.635
7	1:58.017	34.315	45.615	38.087		15:53:02.767	7	1:58.155	34.101	45.459	38.595		15:51:48.790
8	1:59.200	34.290	45.624	39.286		15:55:01.967	8	1:57.998	34.130	45.239	38.629		15:53:46.788
9	1:58.504	34.185	46.002	38.317		15:57:00.471	9	1:59.482	35.278	45.513	38.691		15:55:46.270
10	2:12.531 P	36.084	48.654	47.793		15:59:13.002	10	2:34.391 P	35.019	56.780	1:02.592		15:58:20.661
11	11:14.478	9:46.896	48.055	39.527		16:10:27.480	9 Philippe Bourgois Alpine						
12	1:59.544	34.491	46.291	38.762		16:12:27.024	MILAN COMPETITION						
13	1:59.005	34.482	45.787	38.736		16:14:26.029	Lap D	Time	Sector 1	Sector 2	Sector 3	T. Spd	Elapsed
14	1:59.065	34.510	46.125	38.430		16:16:25.094	1	15:39:45.414	15:38:12.099	53.160	40.155		15:39:45.414
15	1:58.478	34.321	45.690	38.467		16:18:23.572	2	2:01.175	35.832	46.274	39.069		15:41:46.589
16	38.111	47.800					3	2:00.017	34.763	46.090	39.164		15:43:46.606

5

Stéphane Proux

Alpine

RACING TECHNOLOGY

Lap D	Time	Sector 1	Sector 2	Sector 3	T. Spd	Elapsed	Lap D	Time	Sector 1	Sector 2	Sector 3	T. Spd	Elapsed
1	15:40:05.770	15:38:22.907	56.567	46.296		15:40:05.770	4	2:00.217	34.905	46.291	39.021		15:45:46.823
2	2:16.753	39.766	52.026	44.961		15:42:22.523	5	1:59.349	34.567	46.105	38.677		15:47:46.172
3	2:17.945	40.543	53.014	44.388		15:44:40.468	6	1:59.099	34.497	45.601	39.001		15:49:45.271
4	2:16.573	40.931	52.271	43.371		15:46:57.041	7	2:07.608 P	34.759	46.697	46.152		15:51:52.879
5	2:21.253 P	39.448	50.173	51.632		15:49:18.294	8	8:02.344 P	6:25.633	46.265	50.446		15:59:55.223
6	5:45.675	4:06.472	55.837	43.366		15:55:03.969	9	10:32.650	9:05.767	47.552	39.331		16:10:27.873
7	2:05.731	36.888	47.780	41.063		15:57:09.700	10	2:00.155	35.072	46.024	39.059		16:12:28.028
8	2:03.034	35.748	47.412	39.874		15:59:12.734	11	1:59.429	34.505	46.037	38.887		16:14:27.457
9	2:48.317 P	46.048	1:02.232	1:00.037		16:02:01.051	12	1:59.529	34.518	46.123	38.888		16:16:26.986
10	8:24.360	6:53.006	49.754	41.600		16:10:25.411	13	1:59.008	34.499	45.948	38.561		16:18:25.994
11	2:04.330	36.487	48.360	39.483		16:12:29.741	14	35.028	46.996				
12	2:01.028	35.023	46.725	39.280		16:14:30.769	11 Vincent Beltoise Alpine						
13	2:00.786	35.131	46.363	39.292		16:16:31.555	RACING TECHNOLOGY						
14	2:00.638	35.001	46.684	38.953		16:18:32.193	Lap D	Time	Sector 1	Sector 2	Sector 3	T. Spd	Elapsed
15	34.772	59.131					1	15:39:20.495	15:37:50.169	50.127	40.199		15:39:20.495

7

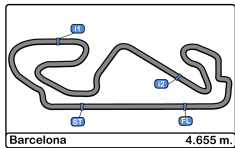
Franc Rouxel

Alpine

RACING TECHNOLOGY

Lap D	Time	Sector 1	Sector 2	Sector 3	T. Spd	Elapsed	Lap D	Time	Sector 1	Sector 2	Sector 3	T. Spd	Elapsed
1	15:39:57.211	15:38:21.622	52.093	43.496		15:39:57.211	2	2:01.325	34.748	46.100	40.477		15:41:21.820
2	2:07.178	36.669	49.969	40.540		15:42:04.389	3	1:57.843	34.086	45.573	38.184		15:43:19.663
3	2:03.725	35.853	47.633	40.239		15:44:08.114	4	1:57.905	34.150	45.452	38.303		15:45:17.568
4	2:02.496	35.655	47.081	39.760		15:46:10.610	5	1:58.043	34.230	45.436	38.377		15:47:15.611
5	2:02.318	35.119	47.250	39.949		15:48:12.928	6	2:06.778 P	34.360	45.536	46.882		15:49:22.389
6	2:01.896	35.232	46.703	39.961		15:50:14.824	7	6:39.426	5:10.031	48.194	41.201		15:56:01.815
7	2:11.007 P	35.047	47.797	48.163		15:52:25.831	8	1:58.216	34.604	45.596	38.016		15:58:00.031
8	5:33.148	3:52.108	56.476	44.564		15:57:58.979	9	2:03.689 P	34.130	45.303	44.256		16:00:03.720
9	2:43.412 P	40.914	1:00.418	1:02.080		16:00:42.391	10	10:04.557	8:40.257	45.825	38.475		16:10:08.277
10	9:49.901	8:17.393	50.866	41.642		16:10:32.292	11	1:57.963	34.380	45.345	38.238		16:12:06.240
11	2:04.346	36.488	47.834	40.024		16:12:36.638	12	1:58.218	34.398	45.563	38.257		16:14:04.458
12	2:02.568	35.503	46.982	40.083		16:14:39.206	13	1:57.748	34.328	45.241	38.179		16:16:02.206
13	2:01.705	35.189	47.059	39.457		16:16:40.911	14	34.279	46.100				
14	2:01.710	35.030	46.818	39.862		16:18:42.621							
15		41.652	1:01.627										





Circuito de Barcelona
Alpine ELF Europa Cup
Free Practice - 2
Lap Analysis



15

Gael Castelli

Alpine 21

Marc Guillot

Alpine

CMR

MILAN COMPETITION

Lap D	Time	Sector 1	Sector 2	Sector 3	T. Spd	Elapsed	Lap D	Time	Sector 1	Sector 2	Sector 3	T. Spd	Elapsed
1	15:39:23.070	15:37:55.625	48.239	39.206		15:39:23.070	1	15:39:59.431	15:38:29.918	49.934	39.579		15:39:59.431
2	1:57.945	34.251	45.411	38.283		15:41:21.015	2	1:59.906	34.731	46.622	38.553		15:41:59.337
3	1:57.317	34.120	45.081	38.116		15:43:18.332	3	1:57.879	34.340	45.408	38.131		15:43:57.216
4	2:02.929	34.649	49.590	38.690		15:45:21.261	4	1:57.245	34.015	45.148	38.082		15:45:54.461
5	2:06.497 P	34.154	45.406	46.937		15:47:27.758	5	1:57.272	34.141	44.962	38.169		15:47:51.733
6	4:42.625	3:15.954	47.715	38.956		15:52:10.383	6	1:58.211	34.300	45.487	38.424		15:49:49.944
7	1:57.446	34.098	45.277	38.071		15:54:07.829	7	1:58.047	34.551	45.285	38.211		15:51:47.991
8	1:57.090	34.092	44.993	38.005		15:56:04.919	8	2:08.768 P	34.392	47.010	47.366		15:53:56.759
9	1:57.311	34.016	45.257	38.038		15:58:02.230	9	4:47.340	3:23.214	45.797	38.329		15:58:44.099
10	2:07.062 P	36.397	45.536	45.129		16:00:09.292	10	2:10.382 P	34.648	48.483	47.251		16:00:54.481
11	10:01.934	8:36.964	46.444	38.526		16:10:11.226	11	9:32.540	8:04.137	48.813	39.590		16:10:27.021
12	1:57.498	34.255	45.144	38.099		16:12:08.724	12	2:19.925	37.481	1:01.997	40.447		16:12:46.946
13	1:57.392	34.059	45.093	38.240		16:14:06.116	13	2:00.336	35.203	46.310	38.823		16:14:47.282
14	1:57.212	34.162	45.022	38.028		16:16:03.328	14	1:58.484	34.559	45.391	38.534		16:16:45.766
15	1:57.270	34.037	45.050	38.183		16:18:00.598	15	1:58.094	34.311	45.405	38.378		16:18:43.860
16		41.398	1:01.948				16		41.215	1:01.326			

17

Jean-Baptiste Mela

Alpine 29

Mateo Herrero

Alpine

AUTOSPORT GP

MILAN COMPETITION

Lap D	Time	Sector 1	Sector 2	Sector 3	T. Spd	Elapsed	Lap D	Time	Sector 1	Sector 2	Sector 3	T. Spd	Elapsed
1	15:39:19.459	15:37:49.333	50.027	40.099		15:39:19.459	1	15:39:56.039	15:38:26.548	48.186	41.305		15:39:56.039
2	1:59.923	35.290	45.951	38.682		15:41:19.382	2	1:59.164	34.912	45.568	38.684		15:41:55.203
3	1:58.661	34.390	45.787	38.484		15:43:18.043	3	1:58.243	34.403	45.519	38.321		15:43:53.446
4	2:01.419	37.191	45.738	38.490		15:45:19.462	4	1:57.985	34.258	45.396	38.331		15:45:51.431
5	1:58.227	34.282	45.529	38.416		15:47:17.689	5	1:58.084	34.336	45.272	38.476		15:47:49.515
6	1:58.148	34.277	45.465	38.406		15:49:15.837	6	2:01.710	37.093	45.888	38.729		15:49:51.225
7	2:05.546 P	35.345	46.050	44.151		15:51:21.383	7	1:58.111	34.081	45.409	38.621		15:51:49.336
8	9:59.488 P	8:09.196	59.582	50.710		16:01:20.871	8	1:58.030	34.155	45.329	38.546		15:53:47.366
9	8:45.077	7:19.558	46.747	38.772		16:10:05.948	9	1:58.388	34.455	45.419	38.514		15:55:45.754
10	2:02.012	35.655	47.772	38.585		16:12:07.960	10	2:26.691 P	34.929	55.389	56.373		15:58:12.445
11	2:07.037 P	35.332	48.110	43.595		16:14:14.997	11	13:38.108	12:12.773	46.543	38.792		16:11:50.553
12							12	1:58.736	34.598	45.581	38.557		16:13:49.289
13							13	1:58.446	34.448	45.545	38.453		16:15:47.735
14							14	1:58.026	34.294	45.377	38.355		16:17:45.761
15							15		40.670	55.049			

18

Pierre Macchi

Alpine

Yves Lemaître

Alpine

AUTOSPORT GP

AUTOSPORT GP

Lap D	Time	Sector 1	Sector 2	Sector 3	T. Spd	Elapsed	Lap D	Time	Sector 1	Sector 2	Sector 3	T. Spd	Elapsed
1	15:40:22.086	15:38:45.801	54.189	42.096		15:40:22.086	1	15:39:25.874	15:37:51.269	51.260	43.345		15:39:25.874
2	2:06.464	36.749	48.914	40.801		15:42:28.550	2	2:02.782	35.884	47.056	39.842		15:41:28.656
3	2:04.103	36.049	47.984	40.070		15:44:32.653	3	2:02.988	35.042	47.700	40.246		15:43:31.644
4	2:02.861	35.575	47.449	39.837		15:46:35.514	4	2:02.589	35.511	47.031	40.047		15:45:34.233
5	2:02.117	35.075	47.307	39.735		15:48:37.631	5	2:02.411	35.268	47.065	40.078		15:47:36.644
6	2:01.261	35.212	46.807	39.242		15:50:38.892	6	2:02.020	35.210	46.961	39.849		15:49:38.664
7	2:02.163	35.210	47.359	39.594		15:52:41.055	7	2:02.045	35.005	46.728	40.312		15:51:40.709
8	2:02.046	35.522	46.941	39.583		15:54:43.101	8	2:01.118	35.043	46.505	39.570		15:53:41.827
9	2:01.158	35.055	46.593	39.510		15:56:44.259	9	2:02.868	35.131	47.829	39.908		15:55:44.695
10	2:04.395	35.068	48.412	40.915		15:58:48.654	10	2:01.591	35.025	47.036	39.530		15:57:46.286
11	2:54.633 P	42.206	1:06.750	1:05.677		16:01:43.287	11	2:14.003 P	34.855	46.710	52.438		16:00:00.289
12	9:22.880	7:52.385	50.201	40.294		16:11:06.167	12	10:17.823	8:49.022	48.433	40.368		16:10:18.112
13	2:04.180	36.779	47.527	39.874		16:13:10.347	13	2:03.167	35.651	47.333	40.183		16:12:21.279
14	2:01.888	35.424	46.768	39.696		16:15:12.235	14	2:02.730	35.480	47.280	39.970		16:14:24.009
15	2:01.821	35.553	46.748	39.520		16:17:14.056	15	2:02.847	35.392	47.228	40.227		16:16:26.856
16		40.203	54.875				16	2:02.368	35.725	46.955	39.688		16:18:29.224
							17		35.358	47.536			





Circuito de Barcelona
Alpine ELF Europa Cup
Free Practice - 2
Lap Analysis



69

Laurent Hurgon

Alpine

AUTOSPORT GP-PATRICK
ROGER

Lap D	Time	Sector 1	Sector 2	Sector 3	T. Spd	Elapsed
1	15:39:14.424	15:37:46.551	48.109	39.764		15:39:14.424
2	2:03.494	38.093	46.550	38.851		15:41:17.918
3	1:58.839	34.524	45.745	38.570		15:43:16.757
4	1:58.554	34.390	45.664	38.500		15:45:15.311
5	1:58.174	34.236	45.454	38.484		15:47:13.485
6	1:58.549	34.320	45.643	38.586		15:49:12.034
7	1:58.382	34.426	45.463	38.493		15:51:10.416
8	2:07.714 P	34.182	47.403	46.129		15:53:18.130
9	5:02.866	3:34.841	48.661	39.364		15:58:20.996
10		34.605				

77

Rodolphe Wallgren

Alpine

MILAN COMPETITION

Lap D	Time	Sector 1	Sector 2	Sector 3	T. Spd	Elapsed
1	15:39:44.580	15:38:11.139	53.021	40.420		15:39:44.580
2	1:59.780	34.749	45.776	39.255		15:41:44.360
3	1:58.969	34.377	45.927	38.665		15:43:43.329
4	1:59.698	34.499	45.794	39.405		15:45:43.027
5	2:07.125 P	34.671	45.956	46.498		15:47:50.152
6	4:03.519	2:38.303	46.074	39.142		15:51:53.671
7	1:59.938	34.558	46.277	39.103		15:53:53.609
8	2:08.215 P	34.943	46.915	46.357		15:56:01.824
9	15:49.498	14:23.182	47.030	39.286		16:11:51.322
10	2:13.019 P	34.939	46.133	51.947		16:14:04.341

110

Jaime Hernandez

Alpine

RACING TECHNOLOGY

Lap D	Time	Sector 1	Sector 2	Sector 3	T. Spd	Elapsed
1	15:39:28.904	15:37:55.974	51.017	41.913		15:39:28.904
2	2:14.293 P	36.181	49.557	48.555		15:41:43.197
3	3:02.460	1:34.032	48.105	40.323		15:44:45.657
4	2:03.610	35.606	47.797	40.207		15:46:49.267
5	2:02.565	35.345	47.293	39.927		15:48:51.832
6	2:02.339	35.391	47.037	39.911		15:50:54.171
7	2:01.813	35.397	46.945	39.471		15:52:55.984
8	2:02.441	35.223	47.582	39.636		15:54:58.425
9	2:00.931	35.151	46.344	39.436		15:56:59.356
10	2:11.000 P	36.140	46.855	48.005		15:59:10.356
11	11:19.374	9:49.050	48.498	41.826		16:10:29.730
12	2:02.751	35.620	47.400	39.731		16:12:32.481
13	2:03.865	36.924	47.213	39.728		16:14:36.346
14	2:03.065	35.998	47.089	39.978		16:16:39.411
15	2:01.877	35.388	46.928	39.561		16:18:41.288
16		42.094	59.931			





Circuito de Barcelona
Alpine ELF Europa Cup
Free Practice - 2
Best Sectors Results



Sector - 1				Sector - 2				Sector - 3				Ideal Lap vs Best Lap			
Clas	Nº	Driver	Time	Nº	Driver	Time	Nº	Driver	Time	Clas	Nº	Driver	Ideal Lap	Best Lap	Clas
1	8	Nicolas Milan	33.939	21	Marc Guillot	44.962	15	Gael Castelli	38.005	1	15	Gael Castelli	1:57.014	1:57.090	1
2	21	Marc Guillot	34.015	15	Gael Castelli	44.993	11	Vincent Beltoise	38.016	2	21	Marc Guillot	1:57.059	1:57.245	2
3	15	Gael Castelli	34.016	8	Nicolas Milan	45.196	21	Marc Guillot	38.082	3	11	Vincent Beltoise	1:57.343	1:57.843	4
4	29	Mateo Herrero	34.081	11	Vincent Beltoise	45.241	4	Mathieu Blaise	38.087	4	8	Nicolas Milan	1:57.414	1:57.539	3
5	11	Vincent Beltoise	34.086	29	Mateo Herrero	45.272	8	Nicolas Milan	38.279	5	29	Mateo Herrero	1:57.674	1:57.985	5
6	69	Laurent Hurgon	34.182	69	Laurent Hurgon	45.454	29	Mateo Herrero	38.321	6	4	Mathieu Blaise	1:57.887	1:58.017	6
7	4	Mathieu Blaise	34.185	17	Jean-Baptiste Mela	45.465	17	Jean-Baptiste Mela	38.406	7	69	Laurent Hurgon	1:58.120	1:58.174	8
8	17	Jean-Baptiste Mela	34.277	9	Philippe Bourgois	45.601	69	Laurent Hurgon	38.484	8	17	Jean-Baptiste Mela	1:58.148	1:58.148	7
9	77	Rodolphe Wallgren	34.377	4	Mathieu Blaise	45.615	9	Philippe Bourgois	38.561	9	9	Philippe Bourgois	1:58.659	1:59.008	10
10	9	Philippe Bourgois	34.497	77	Rodolphe Wallgren	45.776	77	Rodolphe Wallgren	38.665	10	77	Rodolphe Wallgren	1:58.818	1:58.969	9
11	5	Stéphane Proux	34.772	110	Jaime Hernandez	46.344	5	Stéphane Proux	38.953	11	5	Stéphane Proux	2:00.088	2:00.638	11
12	38	Yves Lemaître	34.855	5	Stéphane Proux	46.363	18	Pierre Macchi	39.242	12	38	Yves Lemaître	2:00.890	2:01.118	13
13	7	Franc Rouxel	35.030	38	Yves Lemaître	46.505	110	Jaime Hernandez	39.436	13	18	Pierre Macchi	2:00.890	2:01.158	14
14	18	Pierre Macchi	35.055	18	Pierre Macchi	46.593	7	Franc Rouxel	39.457	14	110	Jaime Hernandez	2:00.931	2:00.931	12
15	11	Jaime Hernandez	35.151	7	Franc Rouxel	46.703	38	Yves Lemaître	39.530	15	7	Franc Rouxel	2:01.190	2:01.705	15





Circuito de Barcelona
Alpine ELF Europa Cup
Free Practice - 2
Best 5 Lap Times



Cls	N°	Driver	Nat	Team	Level	Category	Best 1		Best 2		Best 3		Best 4		Best 5	
							Time	Lap	Time	Lap	Time	Lap	Time	Lap	Time	Lap
1	15	Gael Castelli	FRA	CMR	Inter C		1:57.090	8	1:57.212	14	1:57.270	15	1:57.311	9	1:57.317	3
2	21	Marc Guillot	FRA	MILAN COMPETITION	Inter C		1:57.245	4	1:57.272	5	1:57.879	3	1:58.047	7	1:58.094	15
3	8	Nicolas Milan	FRA	MILAN COMPETITION	Inter C		1:57.539	5	1:57.542	4	1:57.998	8	1:58.092	3	1:58.155	7
4	11	Vincent Beltoise	FRA	RACING TECHNOLOGY	Inter C		1:57.843	3	1:57.905	4	1:57.963	11	1:58.043	5	1:58.216	8
5	29	Mateo Herrero	FRA	MILAN COMPETITION	Inter C	Junior	1:57.985	4	1:58.026	14	1:58.030	8	1:58.084	5	1:58.111	7
6	4	Mathieu Blaise	FRA	RACING TECHNOLOGY	Inter D	Gentleman	1:58.017	7	1:58.478	15	1:58.504	9	1:58.924	5	1:59.005	13
7	17	Jean-Baptiste Mela	FRA	AUTOSPORT GP	Inter C	Junior	1:58.148	6	1:58.227	5	1:58.661	3	1:59.923	2	2:01.419	4
8	69	Laurent Hurgon	FRA	AUTOSPORT GP-PATRICK BOFFA	Inter C		1:58.174	5	1:58.382	7	1:58.549	6	1:58.839	3	2:03.494	2
9	77	Rodolphe Wallgren	FRA	MILAN COMPETITION	Inter C	Gentleman	1:58.969	3	1:59.698	4	1:59.780	2	1:59.938	7	2:07.125	5
10	9	Philippe Bourgois	BEL	MILAN COMPETITION	Inter B	Gentleman	1:59.008	13	1:59.099	6	1:59.349	5	1:59.429	11	1:59.529	12
11	5	Stéphane Proux	FRA	RACING TECHNOLOGY	Inter D	Gentleman	2:00.638	14	2:00.786	13	2:01.028	12	2:03.034	8	2:04.330	11
12	110	Jaime Hernandez	ESP	RACING TECHNOLOGY	Inter C	Gentleman	2:00.931	9	2:01.813	7	2:01.877	15	2:02.339	6	2:02.441	8
13	38	Yves Lemaître	FRA	AUTOSPORT GP	Inter D	Gentleman	2:01.118	8	2:01.591	10	2:02.020	6	2:02.045	7	2:02.368	16
14	18	Pierre Macchi	FRA	AUTOSPORT GP	Inter D	Gentleman	2:01.158	9	2:01.261	6	2:01.821	15	2:01.888	14	2:02.046	8
15	7	Franc Rouxel	FRA	RACING TECHNOLOGY	Inter D	Gentleman	2:01.705	13	2:01.710	14	2:01.896	6	2:02.318	5	2:02.496	4



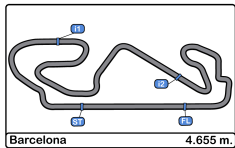


Circuito de Barcelona
Alpine ELF Europa Cup
Free Practice - 2
Fastest Laps Sequence



Lap	Time of Day	Session Time	Nº	Driver	Nat	Team	Level	Category	Time	Km/h
2	15:41:17.918	21:17.918	69	Laurent Hurgon	FRA	AUTOSPORT GP-PATRICK ROGER	Inter C		2:03.494	135.6
2	15:41:19.382	21:19.382	17	Jean-Baptiste Mela	FRA	AUTOSPORT GP	Inter C	Junior	1:59.923	139.7
2	15:41:21.015	21:21.015	15	Gael Castelli	FRA	CMR	Inter C		1:57.945	142.0
3	15:43:18.332	23:18.332	15	Gael Castelli	FRA	CMR	Inter C		1:57.317	142.8
4	15:45:54.461	25:54.461	21	Marc Guillot	FRA	MILAN COMPETITION	Inter C		1:57.245	142.9
8	15:56:04.919	36:04.919	15	Gael Castelli	FRA	CMR	Inter C		1:57.090	143.1





Circuito de Barcelona
Alpine ELF Europa Cup
Free Practice - 2
Pit Stop Analysis



4 Mathieu Blaise Gentleman RACING TECHNOLOGY
 Alpine

Nr.	In Day Time	In Time	Out Time	Pit Time	T. Pit Time	Handicap	Penalty
1	15:40:04.029	15:40:04.029	15:41:06.105	1:02.076	1:02.076		
2	15:59:10.502	15:59:10.502	16:08:24.155	9:13.653	10:15.729		

5 Stéphane Proux Gentleman RACING TECHNOLOGY
 Alpine

Nr.	In Day Time	In Time	Out Time	Pit Time	T. Pit Time	Handicap	Penalty
1	15:49:15.940	15:49:15.940	15:52:35.966	3:20.026	3:20.026		
2	16:01:58.425	16:01:58.425	16:08:15.986	6:17.561	9:37.587		

7 Franc Rouxel Gentleman RACING TECHNOLOGY
 Alpine

Nr.	In Day Time	In Time	Out Time	Pit Time	T. Pit Time	Handicap	Penalty
1	15:52:23.403	15:52:23.403	15:55:35.385	3:11.982	3:11.982		
2	16:00:39.784	16:00:39.784	16:08:18.947	7:39.163	10:51.145		

9 Philippe Bourgois Gentleman MILAN COMPETITION
 Alpine

Nr.	In Day Time	In Time	Out Time	Pit Time	T. Pit Time	Handicap	Penalty
1	15:51:49.898	15:51:49.898	15:57:43.587	5:53.689	5:53.689		
2	15:59:49.839	15:59:49.839	16:08:26.161	8:36.322	14:30.011		

11 Vincent Beltoise Gentleman RACING TECHNOLOGY
 Alpine

Nr.	In Day Time	In Time	Out Time	Pit Time	T. Pit Time	Handicap	Penalty
1	15:49:19.545	15:49:19.545	15:53:50.709	4:31.164	4:31.164		

15 Gael Castelli Gentleman CMR
 Alpine

Nr.	In Day Time	In Time	Out Time	Pit Time	T. Pit Time	Handicap	Penalty
1	15:47:25.001	15:47:25.001	15:50:05.479	2:40.478	2:40.478		
2	16:00:06.829	16:00:06.829	16:08:10.532	8:03.703	10:44.181		

17 Jean-Baptiste Mela Junior AUTOSPORT GP
 Alpine

Nr.	In Day Time	In Time	Out Time	Pit Time	T. Pit Time	Handicap	Penalty
1	15:51:18.934	15:51:18.934	15:58:50.569	7:31.635	7:31.635		
2	16:01:18.417	16:01:18.417	16:08:04.552	6:46.135	14:17.770		

18 Pierre Macchi Gentleman AUTOSPORT GP
 Alpine

Nr.	In Day Time	In Time	Out Time	Pit Time	T. Pit Time	Handicap	Penalty
1	16:01:40.917	16:01:40.917	16:08:56.059	7:15.142	7:15.142		

21 Marc Guillot Gentleman MILAN COMPETITION
 Alpine

Nr.	In Day Time	In Time	Out Time	Pit Time	T. Pit Time	Handicap	Penalty
1	15:53:54.235	15:53:54.235	15:56:44.662	2:50.427	2:50.427		
2	16:00:51.921	16:00:51.921	16:08:17.644	7:25.723	10:16.150		

29 Mateo Herrero Junior MILAN COMPETITION
 Alpine

Nr.	In Day Time	In Time	Out Time	Pit Time	T. Pit Time	Handicap	Penalty
1	15:58:09.544	15:58:09.544	16:09:47.401	11:37.857	11:37.857		

38 Yves Lemaître Gentleman AUTOSPORT GP
 Alpine

Nr.	In Day Time	In Time	Out Time	Pit Time	T. Pit Time	Handicap	Penalty
1	15:59:57.218	15:59:57.218	16:08:13.562	8:16.344	8:16.344		

69 Laurent Hurgon Gentleman AUTOSPORT GP-PATRICK ROGER
 Alpine

Nr.	In Day Time	In Time	Out Time	Pit Time	T. Pit Time	Handicap	Penalty
1	15:53:15.440	15:53:15.440	15:56:12.261	2:56.821	2:56.821		

77 Rodolphe Wallgren Gentleman MILAN COMPETITION
 Alpine

Nr.	In Day Time	In Time	Out Time	Pit Time	T. Pit Time	Handicap	Penalty
1	15:47:47.185	15:47:47.185	15:49:54.178	2:06.993	2:06.993		
2	15:55:58.843	15:55:58.843	16:09:41.811	13:42.968	15:49.961		

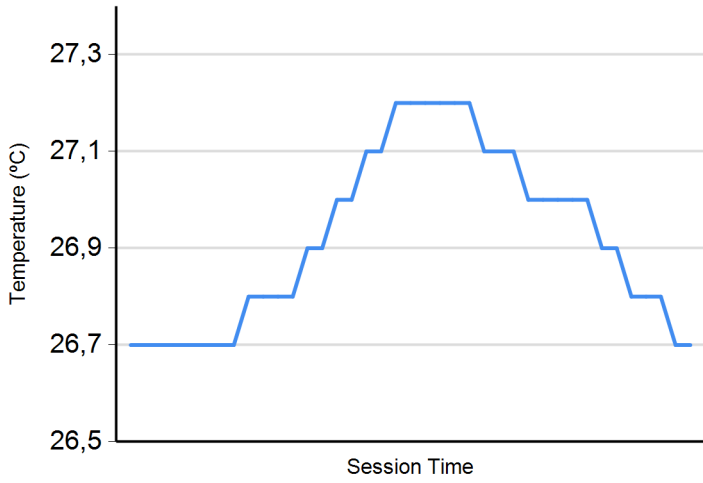
110 Jaime Hernandez Gentleman RACING TECHNOLOGY
 Alpine

Nr.	In Day Time	In Time	Out Time	Pit Time	T. Pit Time	Handicap	Penalty
1	15:41:40.408	15:41:40.408	15:42:40.713	1:00.305	1:00.305		
2	15:59:07.769	15:59:07.769	16:08:21.668	9:13.899	10:14.204		

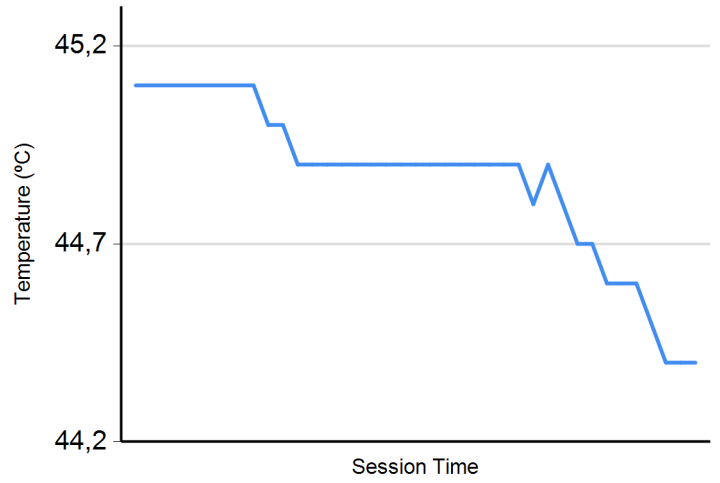




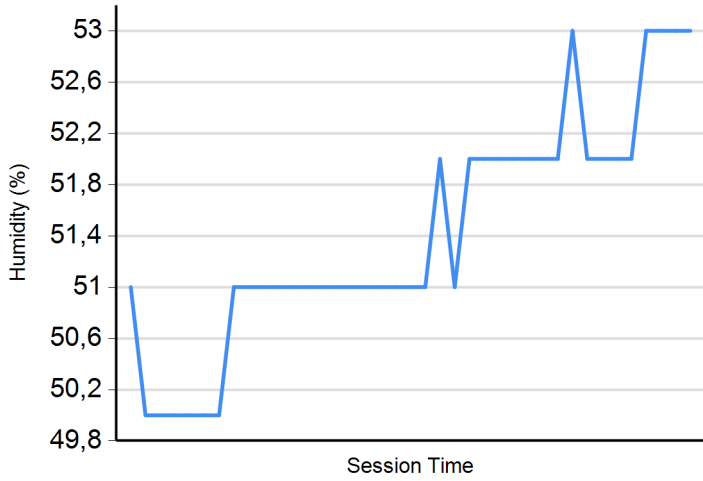
Air Temperature



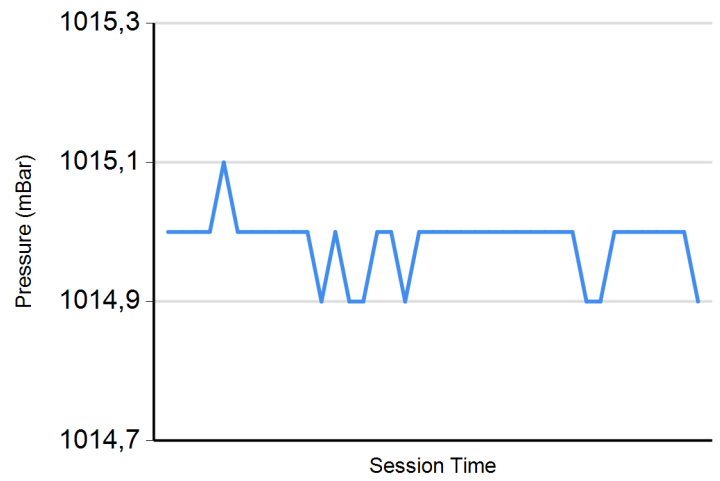
Track Temperature



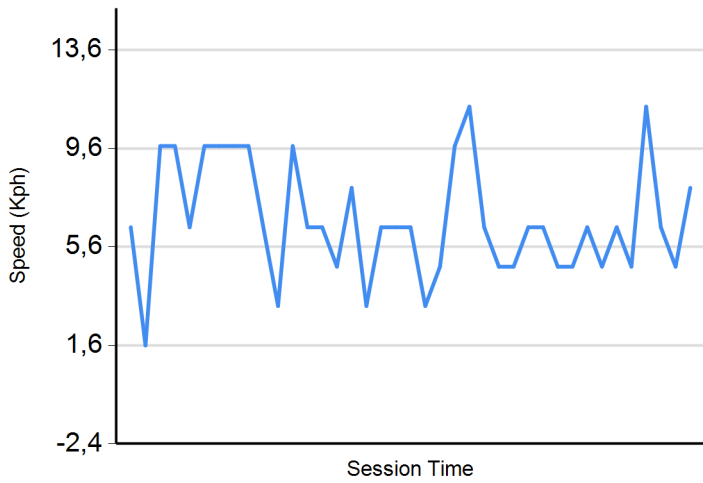
Humidity



Pressure

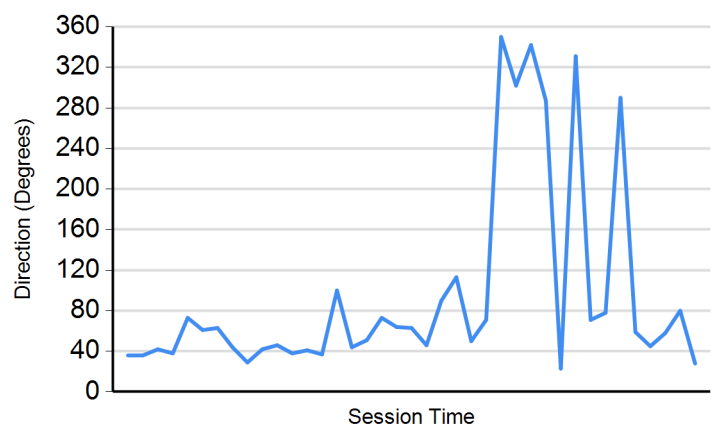


Wind Speed



Wind direction

North = 0°/360° Est = 90° South = 180° West = 270°






Circuito de Barcelona
Alpine ELF Europa Cup
Free Practice 1 - 2
Combined Results



Cls	Nº	Driver	Nat	Team	Level	Cls	Category	Laps	Free Practice - 1	Free Practice - 2	Best	Gap	Interval	Km/h
1	15	Gael Castelli	FRA	CMR	Inter C	1		28	1:56.394	4 1:57.090	8 1:56.394			143.9
2	21	Marc Guillot	FRA	MILAN COMPETITION	Inter C	2		30	1:56.809	15 1:57.245	4 1:56.809	0.415	0.415	143.4
3	17	Jean-Baptiste Mela	FRA	AUTOSPORT GP	Inter C	3	Junior	25	1:56.881	3 1:58.148	6 1:56.881	0.487	0.072	143.3
4	29	Mateo Herrero	FRA	MILAN COMPETITION	Inter C	4	Junior	29	1:57.055	15 1:57.985	4 1:57.055	0.661	0.174	143.1
5	11	Vincent Beltoise	FRA	RACING TECHNOLOGY	Inter C	5		27	1:57.304	4 1:57.843	3 1:57.304	0.910	0.249	142.8
6	8	Nicolas Milan	FRA	MILAN COMPETITION	Inter C	6		18	1:57.368	3 1:57.539	5 1:57.368	0.974	0.064	142.7
7	77	Rodolphe Wallgren	FRA	MILAN COMPETITION	Inter C	7	Gentleman	27	1:57.495	7 1:58.969	3 1:57.495	1.101	0.127	142.6
8	69	Laurent Hurgon	FRA	AUTOSPORT GP-PATRICK ROGER	Inter C	8		26	1:57.608	4 1:58.174	5 1:57.608	1.214	0.113	142.4
9	4	Mathieu Blaise	FRA	RACING TECHNOLOGY	Inter D	1	Gentleman	32	1:57.788	17 1:58.017	7 1:57.788	1.394	0.180	142.2
10	64	Mike Parisy	FRA	CMR	Inter C	9		7	1:58.495	4	1:58.495	2.101	0.707	141.4
11	9	Philippe Bourgois	BEL	MILAN COMPETITION	Inter B	1	Gentleman	30	1:58.899	11 1:59.008	13 1:58.899	2.505	0.404	140.9
12	5	Stéphane Proux	FRA	RACING TECHNOLOGY	Inter D	2	Gentleman	30	2:00.595	14 2:00.638	14 2:00.595	4.201	1.696	138.9
13	18	Pierre Macchi	FRA	AUTOSPORT GP	Inter D	3	Gentleman	31	2:00.827	8 2:01.158	9 2:00.827	4.433	0.232	138.6
14	110	Jaime Hernandez	ESP	RACING TECHNOLOGY	Inter C	10	Gentleman	27	2:02.644	5 2:00.931	9 2:00.931	4.537	0.104	138.5
15	38	Yves Lemaître	FRA	AUTOSPORT GP	Inter D	4	Gentleman	34	2:02.484	9 2:01.118	8 2:01.118	4.724	0.187	138.3
16	7	Franc Rouxel	FRA	RACING TECHNOLOGY	Inter D	5	Gentleman	23	2:01.642	7 2:01.705	13 2:01.642	5.248	0.524	137.7

Published at:.....

Stewards:	Race Director:	Timekeeper: 
------------------	-----------------------	---

