

Circuit de Barcelona
Alpine ELF Europa Cup
Qualifying - 1
Provisional Results



Cls	Nº	Driver	Nat	Team	Level	Category	Laps	Best	Time	Gap	Interval	Km/h
1	69	Laurent Hurgon	FRA	AUTOSPORT GP-PATRICK ROGER	Inter C		9	9	2:04.369			134.7
2	15	Gael Castelli	FRA	CMR	Inter C		8	8	2:10.890	6.521	6.521	128.0
3	8	Nicolas Milan	FRA	MILAN COMPETITION	Inter C		10	10	2:10.904	6.535	0.014	128.0
4	21	Marc Guillot	FRA	MILAN COMPETITION	Inter C		10	10	2:11.169	6.800	0.265	127.7
5	29	Mateo Herrero	FRA	MILAN COMPETITION	Inter C	Junior	10	10	2:12.132	7.763	0.963	126.8
6	77	Rodolphe Wallgren	FRA	MILAN COMPETITION	Inter C	Gentleman	10	10	2:12.253	7.884	0.121	126.7
7	11	Vincent Beltoise	FRA	RACING TECHNOLOGY	Inter C		6	3	2:12.357	7.988	0.104	126.6
8	9	Philippe Bourgois	BEL	MILAN COMPETITION	Inter B	Gentleman	10	10	2:12.558	8.189	0.201	126.4
9	4	Mathieu Blaise	FRA	RACING TECHNOLOGY	Inter D	Gentleman	9	9	2:12.921	8.552	0.363	126.0
10	110	Jaime Hernandez	ESP	RACING TECHNOLOGY	Inter C	Gentleman	9	9	2:15.075	10.706	2.154	124.0
11	38	Yves Lemaître	FRA	AUTOSPORT GP	Inter D	Gentleman	10	10	2:15.146	10.777	0.071	123.9
12	18	Pierre Macchi	FRA	AUTOSPORT GP	Inter D	Gentleman	8	8	2:15.807	11.438	0.661	123.3
13	5	Stéphane Proux	FRA	RACING TECHNOLOGY	Inter D	Gentleman	9	7	2:17.519	13.150	1.712	121.8
14	7	Franc Rouxel	FRA	RACING TECHNOLOGY	Inter D	Gentleman	9	9	2:17.844	13.475	0.325	121.5
15	17	Jean-Baptiste Mela	FRA	AUTOSPORT GP	Inter C	Junior	1	1	12:29:21	12:27:17	12:27:04	00.0

Published at:.....

Track Temp: **22.1 °C** Air Temp: **20.5 °C**

Humidity: **88 %**

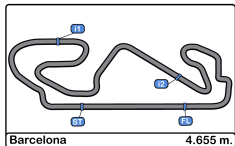
Track Status: **WET**

Stewards:

Race Director:

Timekeeper:





Circuito de Barcelona
 Alpine ELF Europa Cup
 Qualifying - 1
 Provisional Results by Class



Cls	Nº	Driver	Nat	Team	Level	Category	Laps	Best	Time	Gap	Interval	Km/h
Inter B												
1	9	Philippe Bourgois	BEL	MILAN COMPETITION	Inter B	Gentleman	10	10	2:12.558			126.4
Inter C												
1	69	Laurent Hurgon	FRA	AUTOSPORT GP-PATRICK ROGER	Inter C		9	9	2:04.369			134.7
2	15	Gael Castelli	FRA	CMR	Inter C		8	8	2:10.890	6.521	6.521	128.0
3	8	Nicolas Milan	FRA	MILAN COMPETITION	Inter C		10	10	2:10.904	6.535	0.014	128.0
4	21	Marc Guillot	FRA	MILAN COMPETITION	Inter C		10	10	2:11.169	6.800	0.265	127.7
5	29	Mateo Herrero	FRA	MILAN COMPETITION	Inter C	Junior	10	10	2:12.132	7.763	0.963	126.8
6	77	Rodolphe Wallgren	FRA	MILAN COMPETITION	Inter C	Gentleman	10	10	2:12.253	7.884	0.121	126.7
7	11	Vincent Beltoise	FRA	RACING TECHNOLOGY	Inter C		6	3	2:12.357	7.988	0.104	126.6
8	110	Jaime Hernandez	ESP	RACING TECHNOLOGY	Inter C	Gentleman	9	9	2:15.075	10.706	2.718	124.0
9	17	Jean-Baptiste Mela	FRA	AUTOSPORT GP	Inter C	Junior	1	1	12:29:21	12:27:17	12:27:06	00.0
Inter D												
1	4	Mathieu Blaise	FRA	RACING TECHNOLOGY	Inter D	Gentleman	9	9	2:12.921			126.0
2	38	Yves Lemaître	FRA	AUTOSPORT GP	Inter D	Gentleman	10	10	2:15.146	2.225	2.225	123.9
3	18	Pierre Macchi	FRA	AUTOSPORT GP	Inter D	Gentleman	8	8	2:15.807	2.886	0.661	123.3
4	5	Stéphane Proux	FRA	RACING TECHNOLOGY	Inter D	Gentleman	9	7	2:17.519	4.598	1.712	121.8
5	7	Franc Rouxel	FRA	RACING TECHNOLOGY	Inter D	Gentleman	9	9	2:17.844	4.923	0.325	121.5

Published at:.....

Track Temp: 22.1 °C Air Temp: 20.5 °C Humidity: 88 % Track WET

Stewards:

Race Director:

Timekeeper:





Circuito de Barcelona
Alpine ELF Europa Cup
Qualifying - 1
Lap Analysis



4 Mathieu Blaise Alpine

RACING TECHNOLOGY

Lap	D	Time	Sector 1	Sector 2	Sector 3	T. Spd	Elapsed
1		12:04:01.628	12:02:18.309	54.782	48.537		12:04:01.628
2		2:40.913 P	41.940	55.247	1:03.726		12:06:42.541
3		4:48.163	3:11.304	52.091	44.768		12:11:30.704
4		2:16.015	38.893	51.616	45.506		12:13:46.719
5		2:17.200	39.161	52.693	45.346		12:16:03.919
6		2:16.161	39.149	51.799	45.213		12:18:20.080
7		2:14.900	38.584	51.703	44.613		12:20:34.980
8		2:14.322	38.818	51.359	44.145		12:22:49.302
9		2:12.921	38.375	50.941	43.605		12:25:02.223
10			39.704	56.212			

5 Stéphane Proux Alpine

RACING TECHNOLOGY

Lap	D	Time	Sector 1	Sector 2	Sector 3	T. Spd	Elapsed
1		12:04:03.223	12:02:15.684	56.792	50.747		12:04:03.223
2		2:48.382 P	46.688	1:02.040	59.654		12:06:51.605
3		4:47.782	3:07.752	53.385	46.645		12:11:39.387
4		2:21.601	41.296	53.809	46.496		12:14:00.988
5		2:18.872	39.916	53.298	45.658		12:16:19.860
6		2:18.633	39.695	52.438	46.500		12:18:38.493
7		2:17.519	39.588	52.620	45.311		12:20:56.012
8		2:19.530	39.651	54.271	45.608		12:23:15.542
9		2:18.079	39.398	53.288	45.393		12:25:33.621
10			46.297	55.041			

7 Franc Rouxel Alpine

RACING TECHNOLOGY

Lap	D	Time	Sector 1	Sector 2	Sector 3	T. Spd	Elapsed
1		12:04:04.400	12:02:16.499	56.811	51.090		12:04:04.400
2		2:49.656 P	48.540	1:00.188	1:00.928		12:06:54.056
3		4:42.762	3:03.091	52.975	46.696		12:11:36.818
4		2:20.697	41.385	53.654	45.658		12:13:57.515
5		2:19.135	40.342	53.135	45.658		12:16:16.650
6		2:22.695	40.643	53.231	48.821		12:18:39.345
7		2:19.768	40.224	53.112	46.432		12:20:59.113
8		2:19.370	40.919	53.014	45.437		12:23:18.483
9		2:17.844	39.880	52.975	44.989		12:25:36.327
10			44.397	55.874			

8 Nicolas Milan Alpine

MILAN COMPETITION

Lap	D	Time	Sector 1	Sector 2	Sector 3	T. Spd	Elapsed
1		12:03:39.044	12:01:58.827	53.524	46.693		12:03:39.044
2		2:44.815 P	41.649	58.701	1:04.465		12:06:23.859
3		3:53.391	2:19.338	50.095	43.958		12:10:17.250
4		2:11.993	37.722	50.665	43.606		12:12:29.243
5		2:12.369	37.765	50.582	44.022		12:14:41.612
6		2:11.973	37.668	50.356	43.949		12:16:53.585
7		2:12.446	37.840	50.691	43.915		12:19:06.031
8		2:11.706	37.697	50.539	43.470		12:21:17.737
9		2:11.969	37.738	51.161	43.070		12:23:29.706
10		2:10.904	37.713	50.057	43.134		12:25:40.610
11			42.041	1:02.094			

9 Philippe Bourgois Alpine

MILAN COMPETITION

Lap	D	Time	Sector 1	Sector 2	Sector 3	T. Spd	Elapsed
1		12:03:40.344	12:02:00.975	53.643	45.726		12:03:40.344
2		2:47.148 P	41.019	59.191	1:06.938		12:06:27.492
3		3:59.047	2:22.795	51.528	44.724		12:10:26.539
4		2:15.231	38.273	52.042	44.916		12:12:41.770
5		2:17.087	38.850	51.691	46.546		12:14:58.857
6		2:15.541	38.823	51.692	45.026		12:17:14.398
7		2:14.431	38.750	51.216	44.465		12:19:28.829
8		2:13.693	38.082	51.213	44.398		12:21:42.522
9		3:03.723	38.234	50.877	1:34.612		12:24:46.245
10		2:12.558	38.047	50.860	43.651		12:26:58.803
11			39.558	53.290			

11 Vincent Beltoise Alpine

RACING TECHNOLOGY

Lap	D	Time	Sector 1	Sector 2	Sector 3	T. Spd	Elapsed
1		12:03:59.574			12:03:59.574		12:03:59.574
2		10:58.393			12:14:57.967		12:14:57.967
3		2:12.357			12:17:10.324		12:17:10.324
4		2:13.708			12:19:24.032		12:19:24.032
5		2:15.514 P			12:21:39.546		12:21:39.546
6		3:29.190	1:55.803	50.628	42.759		12:25:08.736
7			37.861	49.907			

15 Gael Castelli Alpine

CMR

Lap	D	Time	Sector 1	Sector 2	Sector 3	T. Spd	Elapsed
1		12:03:23.209	12:01:49.109	50.983	43.117		12:03:23.209
2		2:43.311 P	37.836	1:05.731	59.744		12:06:06.520
3		4:08.144	2:34.715	50.092	43.337		12:10:14.664
4		2:12.801	37.928	50.440	44.433		12:12:27.465
5		2:15.220	38.284	52.306	44.630		12:14:42.685
6		2:19.834 P	38.396	50.799	50.639		12:17:02.519
7		6:09.412	4:35.819	50.215	43.378		12:23:11.931
8		2:10.890	37.807	50.120	42.963		12:25:22.821
9			44.321	1:00.967			

17 Jean-Baptiste Mela Alpine

AUTOSPORT GP

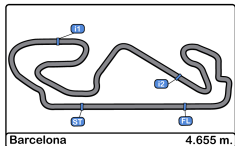
Lap	D	Time	Sector 1	Sector 2	Sector 3	T. Spd	Elapsed
1		12:29:21.935 P	12:01:51.244		12:29:21.935		12:29:21.935

18 Pierre Macchi Alpine

AUTOSPORT GP

Lap	D	Time	Sector 1	Sector 2	Sector 3	T. Spd	Elapsed
1		12:05:20.092 P	12:02:24.216	57.222	1:58.654		12:05:20.092
2		6:03.409	4:18.902	57.391	47.116		12:11:23.501
3		2:20.160	41.117	53.316	45.727		12:13:43.661
4		2:21.954	40.296	55.893	45.765		12:16:05.615
5		2:18.364	39.451	52.621	46.292		12:18:23.979
6		2:18.259	39.356	53.327	45.576		12:20:42.238
7		2:16.828	38.874	52.486	45.468		12:22:59.066
8		2:15.807	39.121	51.851	44.835		12:25:14.873
9			43.703	57.970			





Circuito de Barcelona
Alpine ELF Europa Cup
Qualifying - 1
Lap Analysis



21

Marc Guilloit

Alpine 77

Rodolphe Wallgren

Alpine

MILAN COMPETITION

MILAN COMPETITION

Lap D	Time	Sector 1	Sector 2	Sector 3	T. Spd	Elapsed	Lap D	Time	Sector 1	Sector 2	Sector 3	T. Spd	Elapsed
1	12:03:31.781	12:01:54.534	53.558	43.689		12:03:31.781	1	12:03:28.591	12:01:52.603	51.615	44.373		12:03:28.591
2	2:39.827 P	39.716	1:00.484	59.627		12:06:11.608	2	2:40.773 P	40.490	1:01.266	59.017		12:06:09.364
3	4:09.876	2:35.399	49.944	44.533		12:10:21.484	3	4:12.812	2:36.498	50.848	45.466		12:10:22.176
4	2:12.423	37.696	50.792	43.935		12:12:33.907	4	2:13.720	37.849	51.134	44.737		12:12:35.896
5	2:13.250	38.290	50.762	44.198		12:14:47.157	5	2:13.554	38.161	50.862	44.531		12:14:49.450
6	2:14.616	38.367	51.475	44.774		12:17:01.773	6	2:13.255	38.204	50.559	44.492		12:17:02.705
7	2:14.469	38.351	51.532	44.586		12:19:16.242	7	2:13.983	38.277	51.164	44.542		12:19:16.688
8	2:13.356	38.159	50.914	44.283		12:21:29.598	8	2:13.270	38.232	50.666	44.372		12:21:29.958
9	2:22.983	41.676	56.105	45.202		12:23:52.581	9	2:13.025	38.169	50.835	44.021		12:23:42.983
10	2:11.169	37.677	50.504	42.988		12:26:03.750	10	2:12.253	38.226	50.264	43.763		12:25:55.236
11		42.816	1:01.220				11		41.241	55.892			

29

Mateo Herrero

Alpine 110

Jaime Hernandez

Alpine

MILAN COMPETITION

RACING TECHNOLOGY

Lap D	Time	Sector 1	Sector 2	Sector 3	T. Spd	Elapsed	Lap D	Time	Sector 1	Sector 2	Sector 3	T. Spd	Elapsed
1	12:03:32.834	12:01:55.896	52.661	44.277		12:03:32.834	1	12:04:33.896 P	12:02:29.687	55.179	1:09.030		12:04:33.896
2	2:41.339 P	39.831	1:00.031	1:01.477		12:06:14.173	2	6:03.483	4:22.691	53.943	46.849		12:10:37.379
3	4:08.433	2:33.943	50.363	44.127		12:10:22.606	3	2:20.110	40.253	53.561	46.296		12:12:57.489
4	2:13.031	38.086	50.767	44.178		12:12:35.637	4	2:20.915	41.077	53.643	46.195		12:15:18.404
5	2:12.710	37.865	50.536	44.309		12:14:48.347	5	2:19.845	40.047	53.778	46.020		12:17:38.249
6	2:13.713	38.049	51.077	44.587		12:17:02.060	6	2:16.531	39.657	51.909	44.965		12:19:54.780
7	2:13.641	38.284	50.747	44.610		12:19:15.701	7	2:17.087	39.890	52.112	45.085		12:22:11.867
8	2:12.863	38.041	50.877	43.945		12:21:28.564	8	2:17.086	38.888	52.173	46.025		12:24:28.953
9	2:15.076	40.125	50.896	44.055		12:23:43.640	9	2:15.075	38.541	51.592	44.942		12:26:44.028
10	2:12.132	37.957	50.600	43.575		12:25:55.772	10		43.843	59.538			
11		41.903	56.040										

38

Yves Lemaître

Alpine

AUTOSPORT GP

Lap D	Time	Sector 1	Sector 2	Sector 3	T. Spd	Elapsed
1	12:03:35.396	12:01:54.023	54.750	46.623		12:03:35.396
2	2:41.200 P	42.122	56.960	1:02.118		12:06:16.596
3	4:23.136	2:43.192	53.585	46.359		12:10:39.732
4	2:18.640	39.017	53.145	46.478		12:12:58.372
5	2:17.370	39.170	52.851	45.349		12:15:15.742
6	2:17.123	39.438	52.337	45.348		12:17:32.865
7	2:16.871	38.744	52.434	45.693		12:19:49.736
8	2:16.820	38.879	52.749	45.192		12:22:06.556
9	2:17.264	38.535	52.213	46.516		12:24:23.820
10	2:15.146	38.143	52.197	44.806		12:26:38.966
11		39.455	52.283			

69

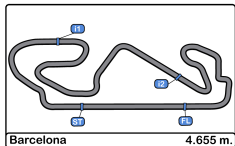
Laurent Hurgon

Alpine

AUTOSPORT GP-PATRICK
ROGER

Lap D	Time	Sector 1	Sector 2	Sector 3	T. Spd	Elapsed
1	12:03:46.690	12:02:08.066	51.360	47.264		12:03:46.690
2	2:49.571 P	40.674	55.692	1:13.205		12:06:36.261
3	4:15.172	2:40.285	50.905	43.982		12:10:51.433
4	2:13.809	38.281	51.147	44.381		12:13:05.242
5	2:14.215	38.495	51.274	44.446		12:15:19.457
6	2:22.754 P	39.244	52.020	51.490		12:17:42.211
7	4:38.203	2:53.195	52.210	52.798		12:22:20.414
8	2:08.467	37.985	48.222	42.260		12:24:28.881
9	2:04.369	36.653	47.494	40.222		12:26:33.250
10		40.501	51.770			



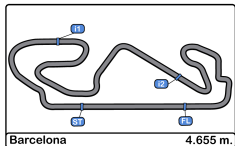


Circuito de Barcelona
Alpine ELF Europa Cup
Qualifying - 1
Best Sectors Results



Sector - 1				Sector - 2				Sector - 3				Ideal Lap vs Best Lap			
Clas	Nº	Driver	Time	Nº	Driver	Time	Nº	Driver	Time	Clas	Nº	Driver	Ideal Lap	Best Lap	Clas
1	69	Laurent Hurgon	36.653	69	Laurent Hurgon	47.494	69	Laurent Hurgon	40.222	1	69	Laurent Hurgon	2:04.369	2:04.369	1
2	8	Nicolas Milan	37.668	11	Vincent Beltoise	49.907	11	Vincent Beltoise	42.759	2	11	Vincent Beltoise	2:10.527	2:12.357	7
3	21	Marc Guillot	37.677	21	Marc Guillot	49.944	15	Gael Castelli	42.963	3	21	Marc Guillot	2:10.609	2:11.169	4
4	15	Gael Castelli	37.807	8	Nicolas Milan	50.057	21	Marc Guillot	42.988	4	8	Nicolas Milan	2:10.795	2:10.904	3
5	77	Rodolphe Wallgren	37.849	15	Gael Castelli	50.092	8	Nicolas Milan	43.070	5	15	Gael Castelli	2:10.862	2:10.890	2
6	11	Vincent Beltoise	37.861	77	Rodolphe Wallgren	50.264	29	Mateo Herrero	43.575	6	29	Mateo Herrero	2:11.803	2:12.132	5
7	29	Mateo Herrero	37.865	29	Mateo Herrero	50.363	4	Mathieu Blaise	43.605	7	77	Rodolphe Wallgren	2:11.876	2:12.253	6
8	9	Philippe Bourgois	38.047	9	Philippe Bourgois	50.860	9	Philippe Bourgois	43.651	8	9	Philippe Bourgois	2:12.558	2:12.558	8
9	38	Yves Lemaître	38.143	4	Mathieu Blaise	50.941	77	Rodolphe Wallgren	43.763	9	4	Mathieu Blaise	2:12.921	2:12.921	9
10	4	Mathieu Blaise	38.375	110	Jaime Hernandez	51.592	38	Yves Lemaître	44.806	10	110	Jaime Hernandez	2:15.075	2:15.075	10
11	11	Jaime Hernandez	38.541	18	Pierre Macchi	51.851	18	Pierre Macchi	44.835	11	38	Yves Lemaître	2:15.146	2:15.146	11
12	18	Pierre Macchi	38.874	38	Yves Lemaître	52.197	110	Jaime Hernandez	44.942	12	18	Pierre Macchi	2:15.560	2:15.807	12
13	5	Stéphane Proux	39.398	5	Stéphane Proux	52.438	7	Franc Rouxel	44.989	13	5	Stéphane Proux	2:17.147	2:17.519	13
14	7	Franc Rouxel	39.880	7	Franc Rouxel	52.975	5	Stéphane Proux	45.311	14	7	Franc Rouxel	2:17.844	2:17.844	14
15	17	Jean-Baptiste Mela	Transpo	17	Jean-Baptiste Mela	Transpo	17	Jean-Baptiste Mela	Transpo	15	17	Jean-Baptiste Mela	Transpo	Transpo	15



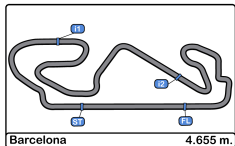


Circuit de Barcelona
Alpine ELF Europa Cup
Qualifying - 1
Best 5 Lap Times



Cls	N°	Driver	Nat	Team	Level	Category	Best 1		Best 2		Best 3		Best 4		Best 5	
							Time	Lap	Time	Lap	Time	Lap	Time	Lap	Time	Lap
1	69	Laurent Hurgon	FRA	AUTOSPORT GP-PATRICK	Inter C		2:04.369	9	2:08.467	8	2:13.809	4	2:14.215	5	2:22.754	6
2	15	Gael Castelli	FRA	CMR	Inter C		2:10.890	8	2:12.801	4	2:15.220	5	2:19.834	6	4:08.144	3
3	8	Nicolas Milan	FRA	MILAN COMPETITION	Inter C		2:10.904	10	2:11.706	8	2:11.969	9	2:11.973	6	2:11.993	4
4	21	Marc Guillot	FRA	MILAN COMPETITION	Inter C		2:11.169	10	2:12.423	4	2:13.250	5	2:13.356	8	2:14.469	7
5	29	Mateo Herrero	FRA	MILAN COMPETITION	Inter C	Junior	2:12.132	10	2:12.710	5	2:12.863	8	2:13.031	4	2:13.641	7
6	77	Rodolphe Wallgren	FRA	MILAN COMPETITION	Inter C	Gentleman	2:12.253	10	2:13.025	9	2:13.255	6	2:13.270	8	2:13.554	5
7	11	Vincent Beltoise	FRA	RACING TECHNOLOGY	Inter C		2:12.357	3	2:13.708	4	2:15.514	5	3:29.190	6	10:58.39	2
8	9	Philippe Bourgois	BEL	MILAN COMPETITION	Inter B	Gentleman	2:12.558	10	2:13.693	8	2:14.431	7	2:15.231	4	2:15.541	6
9	4	Mathieu Blaise	FRA	RACING TECHNOLOGY	Inter D	Gentleman	2:12.921	9	2:14.322	8	2:14.900	7	2:16.015	4	2:16.161	6
10	110	Jaime Hernandez	ESP	RACING TECHNOLOGY	Inter C	Gentleman	2:15.075	9	2:16.531	6	2:17.086	8	2:17.087	7	2:19.845	5
11	38	Yves Lemaître	FRA	AUTOSPORT GP	Inter D	Gentleman	2:15.146	10	2:16.820	8	2:16.871	7	2:17.123	6	2:17.264	9
12	18	Pierre Macchi	FRA	AUTOSPORT GP	Inter D	Gentleman	2:15.807	8	2:16.828	7	2:18.259	6	2:18.364	5	2:20.160	3
13	5	Stéphane Proux	FRA	RACING TECHNOLOGY	Inter D	Gentleman	2:17.519	7	2:18.079	9	2:18.633	6	2:18.872	5	2:19.530	8
14	7	Franc Rouxel	FRA	RACING TECHNOLOGY	Inter D	Gentleman	2:17.844	9	2:19.135	5	2:19.370	8	2:19.768	7	2:20.697	4
15	17	Jean-Baptiste Mela	FRA	AUTOSPORT GP	Inter C	Junior										



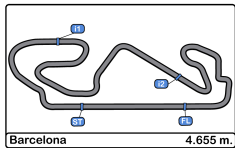


Circuito de Barcelona
Alpine ELF Europa Cup
Qualifying - 1
Fastest Laps Sequence



Lap	Time of Day	Session Time	Nº	Driver	Nat	Team	Level	Category	Time	Km/h
3	12:10:14.664	10:14.664	15	Gael Castelli	FRA	CMR	Inter C		4:08.144	67.5
3	12:10:17.250	10:17.250	8	Nicolas Milan	FRA	MILAN COMPETITION	Inter C		3:53.391	71.8
4	12:12:27.465	12:27.465	15	Gael Castelli	FRA	CMR	Inter C		2:12.801	126.1
4	12:12:29.243	12:29.243	8	Nicolas Milan	FRA	MILAN COMPETITION	Inter C		2:11.993	126.9
6	12:16:53.585	16:53.585	8	Nicolas Milan	FRA	MILAN COMPETITION	Inter C		2:11.973	126.9
8	12:21:17.737	21:17.737	8	Nicolas Milan	FRA	MILAN COMPETITION	Inter C		2:11.706	127.2
8	12:24:28.881	24:28.881	69	Laurent Hurgon	FRA	AUTOSPORT GP-PATRICK ROGER	Inter C		2:08.467	130.4
9	12:26:33.250	26:33.250	69	Laurent Hurgon	FRA	AUTOSPORT GP-PATRICK ROGER	Inter C		2:04.369	134.7





Circuito de Barcelona
Alpine ELF Europa Cup
Qualifying - 1
Pit Stop Analysis



4 Mathieu Blaise Gentleman RACING TECHNOLOGY
 Alpine

Nr.	In Day Time	In Time	Out Time	Pit Time	T. Pit Time	Handicap	Penalty
1	12:06:37.954	12:06:37.954	12:09:15.448	2:37.494	2:37.494		

5 Stéphane Proux Gentleman RACING TECHNOLOGY
 Alpine

Nr.	In Day Time	In Time	Out Time	Pit Time	T. Pit Time	Handicap	Penalty
1	12:06:48.728	12:06:48.728	12:09:19.555	2:30.827	2:30.827		

7 Franc Rouxel Gentleman RACING TECHNOLOGY
 Alpine

Nr.	In Day Time	In Time	Out Time	Pit Time	T. Pit Time	Handicap	Penalty
1	12:06:51.366	12:06:51.366	12:09:17.050	2:25.684	2:25.684		

8 Nicolas Milan MILAN COMPETITION
 Alpine

Nr.	In Day Time	In Time	Out Time	Pit Time	T. Pit Time	Handicap	Penalty
1	12:06:20.190	12:06:20.190	12:08:05.320	1:45.130	1:45.130		

9 Philippe Bourgois Gentleman MILAN COMPETITION
 Alpine

Nr.	In Day Time	In Time	Out Time	Pit Time	T. Pit Time	Handicap	Penalty
1	12:06:23.714	12:06:23.714	12:08:12.709	1:48.995	1:48.995		

15 Gael Castelli CMR
 Alpine

Nr.	In Day Time	In Time	Out Time	Pit Time	T. Pit Time	Handicap	Penalty
1	12:06:02.333	12:06:02.333	12:06:34.071	31.738	31.738		
2	12:17:00.079	12:17:00.079	12:21:00.922	4:00.843	4:32.581		

18 Pierre Macchi Gentleman AUTOSPORT GP
 Alpine

Nr.	In Day Time	In Time	Out Time	Pit Time	T. Pit Time	Handicap	Penalty
1	12:05:16.689	12:05:16.689	12:08:52.643	3:35.954	3:35.954		

21 Marc Guillot MILAN COMPETITION
 Alpine

Nr.	In Day Time	In Time	Out Time	Pit Time	T. Pit Time	Handicap	Penalty
1	12:06:08.205	12:06:08.205	12:08:09.676	2:01.471	2:01.471		

29 Mateo Herrero Junior MILAN COMPETITION
 Alpine

Nr.	In Day Time	In Time	Out Time	Pit Time	T. Pit Time	Handicap	Penalty
1	12:06:10.551	12:06:10.551	12:08:10.969	2:00.418	2:00.418		

38 Yves Lemaitre Gentleman AUTOSPORT GP
 Alpine

Nr.	In Day Time	In Time	Out Time	Pit Time	T. Pit Time	Handicap	Penalty
1	12:06:12.916	12:06:12.916	12:08:21.559	2:08.643	2:08.643		

69 Laurent Hurgon AUTOSPORT GP-PATRICK ROGER
 Alpine

Nr.	In Day Time	In Time	Out Time	Pit Time	T. Pit Time	Handicap	Penalty
1	12:06:31.438	12:06:31.438	12:08:37.364	2:05.926	2:05.926		
2	12:17:39.127	12:17:39.127	12:19:53.798	2:14.671	4:20.597		

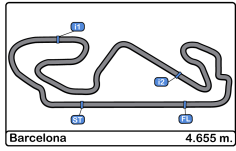
77 Rodolphe Wallgren Gentleman MILAN COMPETITION
 Alpine

Nr.	In Day Time	In Time	Out Time	Pit Time	T. Pit Time	Handicap	Penalty
1	12:06:05.943	12:06:05.943	12:08:07.454	2:01.511	2:01.511		

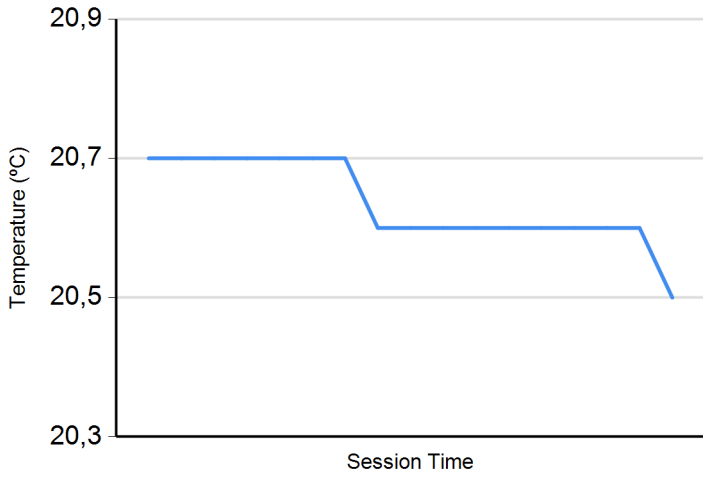
110 Jaime Hernandez Gentleman RACING TECHNOLOGY
 Alpine

Nr.	In Day Time	In Time	Out Time	Pit Time	T. Pit Time	Handicap	Penalty
1	12:04:29.784	12:04:29.784	12:08:15.692	3:45.908	3:45.908		

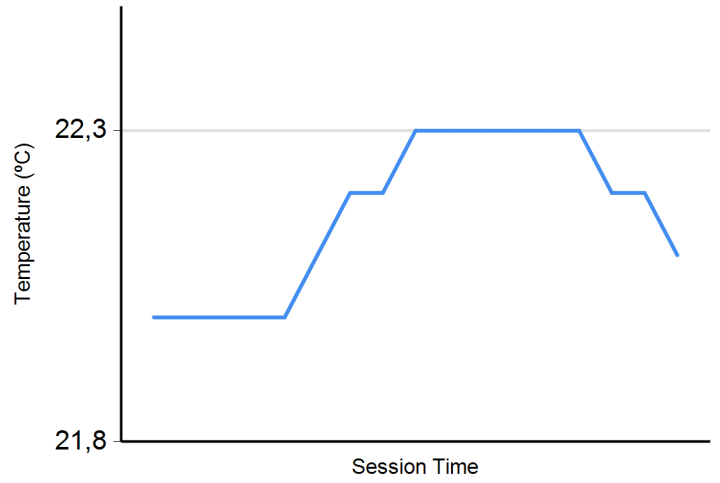




Air Temperature



Track Temperature



Humidity

