



**Circuit de Barcelona**  
**Alpine ELF Europa Cup**  
**Qualifying - 2**  
**Provisional Results**



Cls	Nº	Driver	Nat	Team	Level	Category	Laps	Best	Time	Gap	Interval	Km/h
1	29	Mateo Herrero	FRA	MILAN COMPETITION	Inter C	Junior	6	5	<b>1:57.312</b>			142.8
2	15	Gael Castelli	FRA	CMR	Inter C		7	7	<b>1:57.443</b>	0.131	0.131	142.6
3	69	Laurent Hurgon	FRA	AUTOSPORT GP-PATRICK ROGER	Inter C		9	9	<b>1:57.633</b>	0.321	0.190	142.4
4	17	Jean-Baptiste Mela	FRA	AUTOSPORT GP	Inter C	Junior	6	4	<b>1:57.697</b>	0.385	0.064	142.3
5	11	Vincent Beltoise	FRA	RACING TECHNOLOGY	Inter C		8	6	<b>1:57.800</b>	0.488	0.103	142.2
6	21	Marc Guillot	FRA	MILAN COMPETITION	Inter C		9	4	<b>1:58.004</b>	0.692	0.204	142.0
7	8	Nicolas Milan	FRA	MILAN COMPETITION	Inter C		8	6	<b>1:58.161</b>	0.849	0.157	141.8
8	77	Rodolphe Wallgren	FRA	MILAN COMPETITION	Inter C	Gentleman	8	3	<b>1:58.258</b>	0.946	0.097	141.7
9	4	Mathieu Blaise	FRA	RACING TECHNOLOGY	Inter D	Gentleman	8	5	<b>1:58.972</b>	1.660	0.714	140.8
10	38	Yves Lemaître	FRA	AUTOSPORT GP	Inter D	Gentleman	10	5	<b>2:00.029</b>	2.717	1.057	139.6
11	9	Philippe Bourgois	BEL	MILAN COMPETITION	Inter B	Gentleman	7	5	<b>2:00.073</b>	2.761	0.044	139.5
12	18	Pierre Macchi	FRA	AUTOSPORT GP	Inter D	Gentleman	10	6	<b>2:00.515</b>	3.203	0.442	139.0
13	110	Jaime Hernandez	ESP	RACING TECHNOLOGY	Inter C	Gentleman	9	9	<b>2:00.994</b>	3.682	0.479	138.5
14	5	Stéphane Proux	FRA	RACING TECHNOLOGY	Inter D	Gentleman	10	5	<b>2:01.123</b>	3.811	0.129	138.3
15	7	Franc Rouxel	FRA	RACING TECHNOLOGY	Inter D	Gentleman	8	5	<b>2:04.070</b>	6.758	2.947	135.0

Published at:.....

Track Temp: **21.6 °C** Air Temp: **19.2 °C** Humidity: **88 %** Track Status: **DRY**

Stewards:

Race Director:

Timekeeper:





**Circuito de Barcelona**  
**Alpine ELF Europa Cup**  
**Qualifying - 2**  
**Provisional Results by Class**



Cls	Nº	Driver	Nat	Team	Level	Category	Laps	Best	Time	Gap	Interval	Km/h
<b>Inter B</b>												
1	9	Philippe Bourgois	BEL	MILAN COMPETITION	Inter B	Gentleman	7	5	2:00.073			139.5
<b>Inter C</b>												
1	29	Mateo Herrero	FRA	MILAN COMPETITION	Inter C	Junior	6	5	1:57.312			142.8
2	15	Gael Castelli	FRA	CMR	Inter C		7	7	1:57.443	0.131	0.131	142.6
3	69	Laurent Hurgon	FRA	AUTOSPORT GP-PATRICK ROGER	Inter C		9	9	1:57.633	0.321	0.190	142.4
4	17	Jean-Baptiste Mela	FRA	AUTOSPORT GP	Inter C	Junior	6	4	1:57.697	0.385	0.064	142.3
5	11	Vincent Beltoise	FRA	RACING TECHNOLOGY	Inter C		8	6	1:57.800	0.488	0.103	142.2
6	21	Marc Guillot	FRA	MILAN COMPETITION	Inter C		9	4	1:58.004	0.692	0.204	142.0
7	8	Nicolas Milan	FRA	MILAN COMPETITION	Inter C		8	6	1:58.161	0.849	0.157	141.8
8	77	Rodolphe Wallgren	FRA	MILAN COMPETITION	Inter C	Gentleman	8	3	1:58.258	0.946	0.097	141.7
9	110	Jaime Hernandez	ESP	RACING TECHNOLOGY	Inter C	Gentleman	9	9	2:00.994	3.682	2.736	138.5
<b>Inter D</b>												
1	4	Mathieu Blaise	FRA	RACING TECHNOLOGY	Inter D	Gentleman	8	5	1:58.972			140.8
2	38	Yves Lemaître	FRA	AUTOSPORT GP	Inter D	Gentleman	10	5	2:00.029	1.057	1.057	139.6
3	18	Pierre Macchi	FRA	AUTOSPORT GP	Inter D	Gentleman	10	6	2:00.515	1.543	0.486	139.0
4	5	Stéphane Proux	FRA	RACING TECHNOLOGY	Inter D	Gentleman	10	5	2:01.123	2.151	0.608	138.3
5	7	Franc Rouxel	FRA	RACING TECHNOLOGY	Inter D	Gentleman	8	5	2:04.070	5.098	2.947	135.0

Published at:.....

Track Temp: **21.6 °C** Air Temp: **19.2 °C** Humidity: **88 %** Track **DRY**

Stewards:

Race Director:

Timekeeper:





**Circuito de Barcelona**  
**Alpine ELF Europa Cup**  
**Qualifying - 2**  
**Lap Analysis**



**4** Mathieu Blaise Alpine **9** Philippe Bourgois Alpine

RACING TECHNOLOGY

MILAN COMPETITION

Lap	D	Time	Sector 1	Sector 2	Sector 3	T. Spd	Elapsed	Lap	D	Time	Sector 1	Sector 2	Sector 3	T. Spd	Elapsed
1		9:02:19.391	9:00:50.180	49.354	39.857		9:02:19.391	1		9:07:25.946	9:05:54.750	50.855	40.341		9:07:25.946
2		2:00.671	35.730	45.976	38.965		9:04:20.062	2		2:00.772	35.286	46.313	39.173		9:09:26.718
3		1:59.507	34.728	45.854	38.925		9:06:19.569	3		2:00.112	34.951	46.466	38.695		9:11:26.830
4		1:59.177	34.745	45.854	38.578		9:08:18.746	4		2:00.268	34.719	46.439	39.110		9:13:27.098
5		1:58.972	34.644	45.815	38.513		9:10:17.718	5		2:00.073	34.704	46.224	39.145		9:15:27.171
6		1:59.142	34.726	45.835	38.581		9:12:16.860	6		2:00.703	34.812	46.131	39.760		9:17:27.874
7		1:59.339	34.583	45.818	38.938		9:14:16.199	7		2:00.567	34.777	46.369	39.421		9:19:28.441
8		2:16.428 P	35.033	48.835	52.560		9:16:32.627	8			35.037	47.229			

**5** Stéphane Proux Alpine **11** Vincent Beltoise Alpine

RACING TECHNOLOGY

RACING TECHNOLOGY

Lap	D	Time	Sector 1	Sector 2	Sector 3	T. Spd	Elapsed	Lap	D	Time	Sector 1	Sector 2	Sector 3	T. Spd	Elapsed
1		9:02:50.108	9:01:02.275	1:00.116	47.717		9:02:50.108	1		9:02:32.682	9:00:50.819	57.297	44.566		9:02:32.682
2		2:15.625	42.175	51.397	42.053		9:05:05.733	2		2:15.703	43.144	53.144	39.415		9:04:48.385
3		2:02.755	35.657	47.560	39.538		9:07:08.488	3		1:58.384	34.473	45.431	38.480		9:06:46.769
4		2:01.377	35.068	47.124	39.185		9:09:09.865	4		1:58.065	34.396	45.428	38.241		9:08:44.834
5		2:01.123	35.024	46.996	39.103		9:11:10.988	5		1:57.975	34.351	45.286	38.338		9:10:42.809
6		2:01.700	35.347	47.171	39.182		9:13:12.688	6		1:57.800	34.272	45.356	38.172		9:12:40.609
7		2:02.872	35.613	47.247	40.012		9:15:15.560	7		1:58.008	34.536	45.067	38.405		9:14:38.617
8		2:13.775	38.345	47.945	47.485		9:17:29.335	8		2:24.466 P	37.574	53.590	53.302		9:17:03.083
9		2:02.681	36.069	46.826	39.786		9:19:32.016								
10		2:01.521	35.221	46.647	39.653		9:21:33.537								
11			43.676	57.766											

**15** Gael Castelli Alpine

CMR

Lap	D	Time	Sector 1	Sector 2	Sector 3	T. Spd	Elapsed
1		9:03:33.687	9:02:01.905	50.290	41.492		9:03:33.687
2		1:58.381	34.510	45.570	38.301		9:05:32.068
3		1:57.492	34.286	45.150	38.056		9:07:29.560
4		2:20.678 P	34.973	51.616	54.089		9:09:50.238
5		7:53.863	6:26.470	46.286	41.107		9:17:44.101
6		1:57.691	34.321	45.314	38.056		9:19:41.792
7		1:57.443	34.135	45.201	38.107		9:21:39.235
8			42.405	57.890			

**17** Jean-Baptiste Mela Alpine

AUTOSPORT GP

Lap	D	Time	Sector 1	Sector 2	Sector 3	T. Spd	Elapsed
1		9:03:39.751	9:02:08.222	49.046	42.483		9:03:39.751
2		2:00.721	34.955	46.650	39.116		9:05:40.472
3		1:58.587	34.612	45.536	38.439		9:07:39.059
4		1:57.697	34.311	45.108	38.278		9:09:36.756
5		1:57.741	34.271	45.232	38.238		9:11:34.497
6		2:44.164 P	45.823	1:02.571	55.770		9:14:18.661

**7** Franc Rouxel Alpine

RACING TECHNOLOGY

Lap	D	Time	Sector 1	Sector 2	Sector 3	T. Spd	Elapsed
1		9:03:08.895	9:01:14.935	1:05.662	48.298		9:03:08.895
2		2:31.951 P	42.151	53.330	56.470		9:05:40.846
3		3:53.841 P	2:11.947	49.784	52.110		9:09:34.687
4		3:12.232	1:42.861	48.793	40.578		9:12:46.919
5		2:04.070	36.114	47.734	40.222		9:14:50.989
6		2:05.489	36.688	47.541	41.260		9:16:56.478
7		2:04.942	36.377	48.271	40.294		9:19:01.420
8		2:04.302	36.115	47.603	40.584		9:21:05.722
9			35.730	48.389			

**8** Nicolas Milan Alpine

MILAN COMPETITION

Lap	D	Time	Sector 1	Sector 2	Sector 3	T. Spd	Elapsed
1		9:07:23.714	9:05:51.871	50.991	40.852		9:07:23.714
2		2:00.721	35.118	46.397	39.206		9:09:24.435
3		1:58.563	34.573	45.470	38.520		9:11:22.998
4		2:01.319	37.001	45.647	38.671		9:13:24.317
5		1:58.733	34.530	45.607	38.596		9:15:23.050
6		1:58.161	34.299	45.226	38.636		9:17:21.211
7		1:58.489	34.563	45.419	38.507		9:19:19.700
8		1:58.391	34.537	45.337	38.517		9:21:18.091
9			43.044	1:01.625			





Circuito de Barcelona  
Alpine ELF Europa Cup  
Qualifying - 2  
Lap Analysis



18

Pierre Macchi

Alpine

AUTOSPORT GP

Lap D	Time	Sector 1	Sector 2	Sector 3	T. Spd	Elapsed
1	9:03:02.333	9:01:17.475	1:00.906	43.952		9:03:02.333
2	2:20.917	40.394	51.301	49.222		9:05:23.250
3	2:03.788	35.227	47.985	40.576		9:07:27.038
4	2:01.827	35.076	46.832	39.919		9:09:28.865
5	2:00.808	34.864	46.412	39.532		9:11:29.673
6	2:00.515	34.944	46.170	39.401		9:13:30.188
7	2:00.963	34.868	46.688	39.407		9:15:31.151
8	2:00.966	35.071	46.406	39.489		9:17:32.117
9	2:01.120	34.929	46.197	39.994		9:19:33.237
10	2:00.941	34.979	46.185	39.777		9:21:34.178
11		45.988	1:00.301			

69

Laurent Hurgon

Alpine

AUTOSPORT GP-PATRICK ROGER

Lap D	Time	Sector 1	Sector 2	Sector 3	T. Spd	Elapsed
1	9:02:25.928	9:00:52.342	52.056	41.530		9:02:25.928
2	2:04.248	36.384	46.866	40.998		9:04:30.176
3	1:58.022	34.358	45.462	38.202		9:06:28.198
4	1:58.253	34.488	45.452	38.313		9:08:26.451
5	1:57.821	34.408	45.099	38.314		9:10:24.272
6	2:11.921 P	37.645	47.815	46.461		9:12:36.193
7	4:18.207	2:53.542	45.881	38.784		9:16:54.400
8	1:57.958	34.523	45.135	38.300		9:18:52.358
9	1:57.633	34.296	45.276	38.061		9:20:49.991
10		40.690	50.668			

21

Marc Guillot

Alpine

MILAN COMPETITION

Lap D	Time	Sector 1	Sector 2	Sector 3	T. Spd	Elapsed
1	9:02:25.279	9:00:51.705	51.381	42.193		9:02:25.279
2	2:04.333	36.279	47.106	40.948		9:04:29.612
3	2:05.558	36.018	49.408	40.132		9:06:35.170
4	1:58.004	34.607	45.304	38.093		9:08:33.174
5	2:12.668 P	36.726	49.221	46.721		9:10:45.842
6	3:57.893	2:24.858	47.815	45.220		9:14:43.735
7	2:27.205	1:01.281	46.664	39.260		9:17:10.940
8	1:58.150	34.561	45.458	38.131		9:19:09.090
9	1:58.235	34.364	45.286	38.585		9:21:07.325
10		46.628	53.875			

77

Rodolphe Wallgren

Alpine

MILAN COMPETITION

Lap D	Time	Sector 1	Sector 2	Sector 3	T. Spd	Elapsed
1	9:07:24.343	9:05:53.523	50.955	39.865		9:07:24.343
2	2:01.327	35.379	46.541	39.407		9:09:25.670
3	1:58.258	34.214	45.490	38.554		9:11:23.928
4	1:58.397	34.425	45.501	38.471		9:13:22.325
5	2:01.192	34.724	45.657	40.811		9:15:23.517
6	1:58.273	34.307	45.259	38.707		9:17:21.790
7	1:58.578	34.248	45.557	38.773		9:19:20.368
8	1:58.788	34.539	45.493	38.756		9:21:19.156
9		42.803	1:01.327			

29

Mateo Herrero

Alpine

MILAN COMPETITION

Lap D	Time	Sector 1	Sector 2	Sector 3	T. Spd	Elapsed
1	9:07:24.042	9:05:52.544	51.085	40.413		9:07:24.042
2	2:00.966	35.306	46.268	39.392		9:09:25.008
3	1:58.133	34.324	45.353	38.456		9:11:23.141
4	1:57.617	34.170	45.114	38.333		9:13:20.758
5	1:57.312	34.270	44.939	38.103		9:15:18.070
6	2:22.198 P	35.744	49.138	57.316		9:17:40.268

110

Jaime Hernandez

Alpine

RACING TECHNOLOGY

Lap D	Time	Sector 1	Sector 2	Sector 3	T. Spd	Elapsed
1	9:02:56.036	9:01:08.177	1:01.741	46.118		9:02:56.036
2	2:07.886	37.507	49.201	41.178		9:05:03.922
3	2:02.628	35.343	47.267	40.018		9:07:06.550
4	2:01.719	35.359	46.745	39.615		9:09:08.269
5	2:01.787	35.413	46.893	39.481		9:11:10.056
6	2:01.553	35.277	46.838	39.438		9:13:11.609
7	2:27.191	42.138	1:03.437	41.616		9:15:38.800
8	2:01.288	35.053	47.014	39.221		9:17:40.088
9	2:00.994	35.099	46.384	39.511		9:19:41.082
10		42.882	58.478			

38

Yves Lemaître

Alpine

AUTOSPORT GP

Lap D	Time	Sector 1	Sector 2	Sector 3	T. Spd	Elapsed
1	9:02:33.395	9:00:53.780	55.907	43.708		9:02:33.395
2	2:06.123	37.215	48.464	40.444		9:04:39.518
3	2:02.321	35.314	47.482	39.525		9:06:41.839
4	2:00.587	34.925	46.433	39.229		9:08:42.426
5	2:00.029	34.940	46.123	38.966		9:10:42.455
6	2:10.375	36.502	50.076	43.797		9:12:52.830
7	2:00.625	34.804	46.255	39.566		9:14:53.455
8	2:03.757	36.890	46.716	40.151		9:16:57.212
9	2:08.642	36.000	50.933	41.709		9:19:05.854
10	2:02.037	35.049	46.702	40.286		9:21:07.891
11		43.412	59.461			





**Circuito de Barcelona**  
**Alpine ELF Europa Cup**  
**Qualifying - 2**  
**Best Sectors Results**



Sector - 1				Sector - 2				Sector - 3				Ideal Lap vs Best Lap			
Clas	Nº	Driver	Time	Nº	Driver	Time	Nº	Driver	Time	Clas	Nº	Driver	Ideal Lap	Best Lap	Clas
1	15	Gael Castelli	34.135	29	Mateo Herrero	44.939	15	Gael Castelli	38.056	1	29	Mateo Herrero	1:57.212	1:57.312	1
2	29	Mateo Herrero	34.170	11	Vincent Beltoise	45.067	69	Laurent Hurgon	38.061	2	15	Gael Castelli	1:57.341	1:57.443	2
3	77	Rodolphe Wallgren	34.214	69	Laurent Hurgon	45.099	21	Marc Guillot	38.093	3	69	Laurent Hurgon	1:57.456	1:57.633	3
4	17	Jean-Baptiste Mela	34.271	17	Jean-Baptiste Mela	45.108	29	Mateo Herrero	38.103	4	11	Vincent Beltoise	1:57.511	1:57.800	5
5	11	Vincent Beltoise	34.272	15	Gael Castelli	45.150	11	Vincent Beltoise	38.172	5	17	Jean-Baptiste Mela	1:57.617	1:57.697	4
6	69	Laurent Hurgon	34.296	8	Nicolas Milan	45.226	17	Jean-Baptiste Mela	38.238	6	21	Marc Guillot	1:57.743	1:58.004	6
7	8	Nicolas Milan	34.299	77	Rodolphe Wallgren	45.259	77	Rodolphe Wallgren	38.471	7	77	Rodolphe Wallgren	1:57.944	1:58.258	8
8	21	Marc Guillot	34.364	21	Marc Guillot	45.286	8	Nicolas Milan	38.507	8	8	Nicolas Milan	1:58.032	1:58.161	7
9	4	Mathieu Blaise	34.583	4	Mathieu Blaise	45.815	4	Mathieu Blaise	38.513	9	4	Mathieu Blaise	1:58.911	1:58.972	9
10	9	Philippe Bourgois	34.704	38	Yves Lemaître	46.123	9	Philippe Bourgois	38.695	10	9	Philippe Bourgois	1:59.530	2:00.073	11
11	38	Yves Lemaître	34.804	9	Philippe Bourgois	46.131	38	Yves Lemaître	38.966	11	38	Yves Lemaître	1:59.893	2:00.029	10
12	18	Pierre Macchi	34.864	18	Pierre Macchi	46.170	5	Stéphane Proux	39.103	12	18	Pierre Macchi	2:00.435	2:00.515	12
13	5	Stéphane Proux	35.024	110	Jaime Hernandez	46.384	110	Jaime Hernandez	39.221	13	110	Jaime Hernandez	2:00.658	2:00.994	13
14	11	Jaime Hernandez	35.053	5	Stéphane Proux	46.647	18	Pierre Macchi	39.401	14	5	Stéphane Proux	2:00.774	2:01.123	14
15	7	Franc Rouxel	35.730	7	Franc Rouxel	47.541	7	Franc Rouxel	40.222	15	7	Franc Rouxel	2:03.493	2:04.070	15





**Circuito de Barcelona**  
**Alpine ELF Europa Cup**  
**Qualifying - 2**  
**Best 5 Lap Times**



Cls	N°	Driver	Nat	Team	Level	Category	Best 1		Best 2		Best 3		Best 4		Best 5	
							Time	Lap	Time	Lap	Time	Lap	Time	Lap	Time	Lap
1	29	Mateo Herrero	FRA	MILAN COMPETITION	Inter C	Junior	1:57.312	5	1:57.617	4	1:58.133	3	2:00.966	2	2:22.198	6
2	15	Gael Castelli	FRA	CMR	Inter C		1:57.443	7	1:57.492	3	1:57.691	6	1:58.381	2	2:20.678	4
3	69	Laurent Hurgon	FRA	AUTOSPORT GP-PATRICK	Inter C		1:57.633	9	1:57.821	5	1:57.958	8	1:58.022	3	1:58.253	4
4	17	Jean-Baptiste Mela	FRA	AUTOSPORT GP	Inter C	Junior	1:57.697	4	1:57.741	5	1:58.587	3	2:00.721	2	2:44.164	6
5	11	Vincent Beltoise	FRA	RACING TECHNOLOGY	Inter C		1:57.800	6	1:57.975	5	1:58.008	7	1:58.065	4	1:58.384	3
6	21	Marc Guillot	FRA	MILAN COMPETITION	Inter C		1:58.004	4	1:58.150	8	1:58.235	9	2:04.333	2	2:05.558	3
7	8	Nicolas Milan	FRA	MILAN COMPETITION	Inter C		1:58.161	6	1:58.391	8	1:58.489	7	1:58.563	3	1:58.733	5
8	77	Rodolphe Wallgren	FRA	MILAN COMPETITION	Inter C	Gentleman	1:58.258	3	1:58.273	6	1:58.397	4	1:58.578	7	1:58.788	8
9	4	Mathieu Blaise	FRA	RACING TECHNOLOGY	Inter D	Gentleman	1:58.972	5	1:59.142	6	1:59.177	4	1:59.339	7	1:59.507	3
10	38	Yves Lemaître	FRA	AUTOSPORT GP	Inter D	Gentleman	2:00.029	5	2:00.587	4	2:00.625	7	2:02.037	10	2:02.321	3
11	9	Philippe Bourgois	BEL	MILAN COMPETITION	Inter B	Gentleman	2:00.073	5	2:00.112	3	2:00.268	4	2:00.567	7	2:00.703	6
12	18	Pierre Macchi	FRA	AUTOSPORT GP	Inter D	Gentleman	2:00.515	6	2:00.808	5	2:00.941	10	2:00.963	7	2:00.966	8
13	110	Jaime Hernandez	ESP	RACING TECHNOLOGY	Inter C	Gentleman	2:00.994	9	2:01.288	8	2:01.553	6	2:01.719	4	2:01.787	5
14	5	Stéphane Proux	FRA	RACING TECHNOLOGY	Inter D	Gentleman	2:01.123	5	2:01.377	4	2:01.521	10	2:01.700	6	2:02.681	9
15	7	Franc Rouxel	FRA	RACING TECHNOLOGY	Inter D	Gentleman	2:04.070	5	2:04.302	8	2:04.942	7	2:05.489	6	2:31.951	2





Circuito de Barcelona  
Alpine ELF Europa Cup  
Qualifying - 2  
Fastest Laps Sequence



Lap	Time of Day	Session Time	Nº	Driver	Nat	Team	Level	Category	Time	Km/h
2	9:04:20.062	4:20.062	4	Mathieu Blaise	FRA	RACING TECHNOLOGY	Inter D	Gentleman	2:00.671	138.8
2	9:05:32.068	5:32.068	15	Gael Castelli	FRA	CMR	Inter C		1:58.381	141.5
3	9:06:28.198	6:28.198	69	Laurent Hurgon	FRA	AUTOSPORT GP-PATRICK ROGER	Inter C		1:58.022	141.9
3	9:07:29.560	7:29.560	15	Gael Castelli	FRA	CMR	Inter C		1:57.492	142.6
5	9:15:18.070	15:18.070	29	Mateo Herrero	FRA	MILAN COMPETITION	Inter C	Junior	1:57.312	142.8





**Circuito de Barcelona**  
**Alpine ELF Europa Cup**  
**Qualifying - 2**  
**Pit Stop Analysis**



**7** Franc Rouxel Gentleman RACING TECHNOLOGY

Alpine

Nr.	In Day Time	In Time	Out Time	Pit Time	T. Pit Time	Handicap	Penalty
1	9:05:38.223	9:05:38.223	9:07:13.830	1:35.607	1:35.607		
2	9:09:32.211	9:09:32.211	9:10:39.658	1:07.447	2:43.054		

**15** Gael Castelli CMR

Alpine

Nr.	In Day Time	In Time	Out Time	Pit Time	T. Pit Time	Handicap	Penalty
1	9:09:47.729	9:09:47.729	9:15:41.056	5:53.327	5:53.327		

**21** Marc Guillot MILAN COMPETITION

Alpine

Nr.	In Day Time	In Time	Out Time	Pit Time	T. Pit Time	Handicap	Penalty
1	9:10:43.373	9:10:43.373	9:12:33.331	1:49.958	1:49.958		

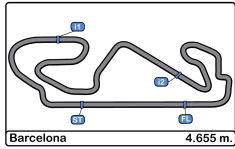
**69** Laurent Hurgon AUTOSPORT GP-PATRICK ROGER

Alpine

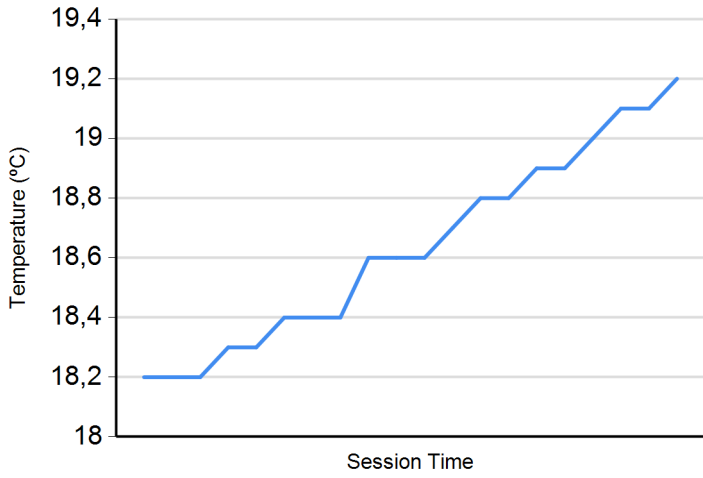
Nr.	In Day Time	In Time	Out Time	Pit Time	T. Pit Time	Handicap	Penalty
1	9:12:33.332	9:12:33.332	9:14:49.510	2:16.178	2:16.178		



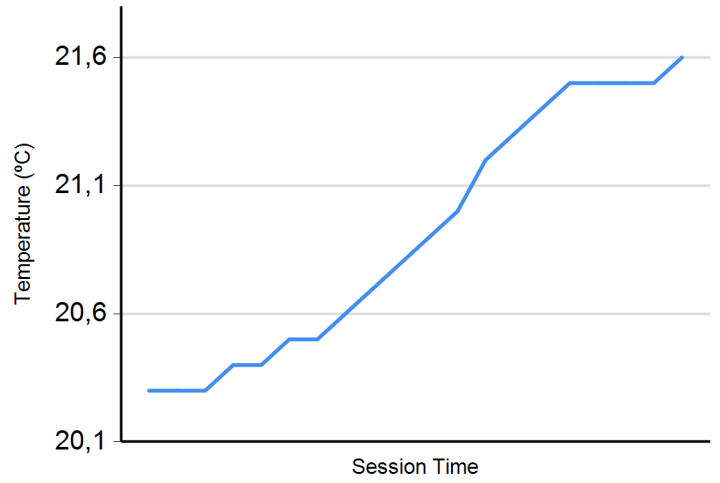




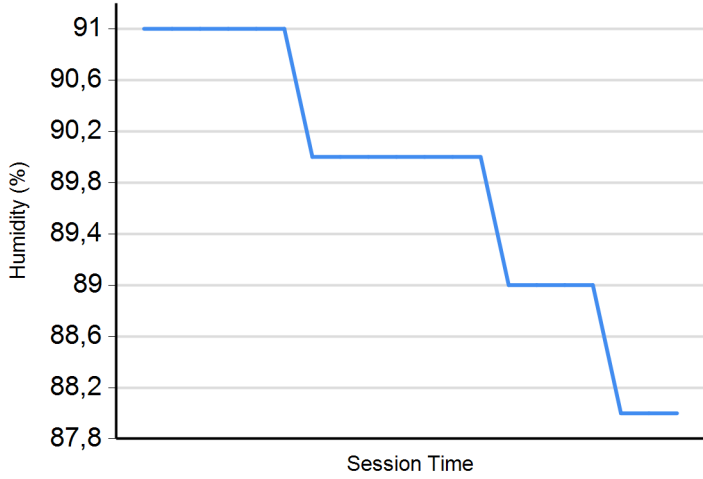
**Air Temperature**



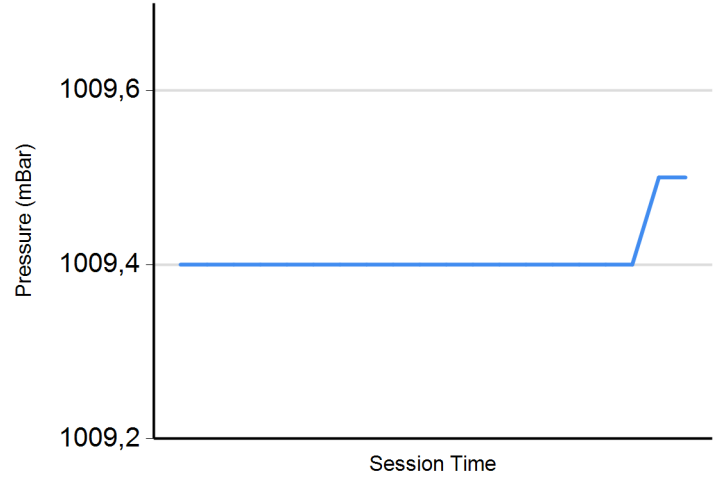
**Track Temperature**



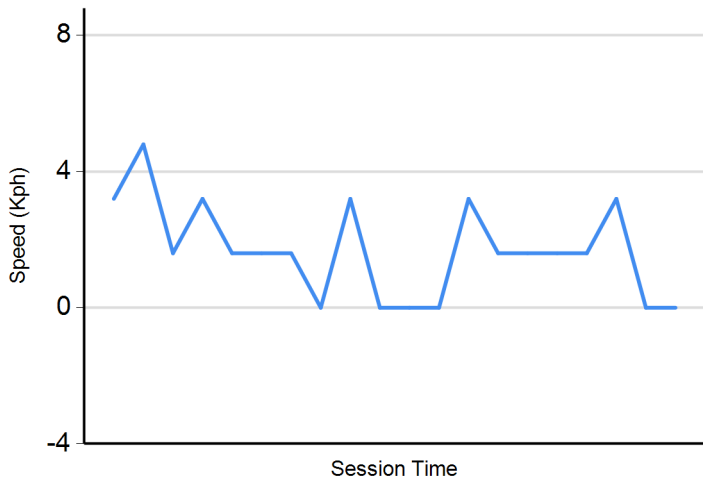
**Humidity**



**Pressure**



**Wind Speed**



**Wind direction**

North = 0°/360° Est = 90° South = 180° West = 270°

