

Hockenheimring
Alpine ELF Europa Cup
Free Practice - 1
Provisional Results



Cls	N°	Driver	Nat	Team	Level	Category	Laps	Best	Time	Gap	Interval	Km/h
1	64	Mike Parisy	FRA	CMR		Inter C	15	13	1:50.483			149.0
2	29	Mateo Herrero	FRA	MILAN COMPETITION	Junior	Inter C	16	14	1:50.951	0.468	0.468	148.4
3	15	Gael Castelli	FRA	CMR		Inter C	14	13	1:52.283	1.800	1.332	146.6
4	74	Julien Neveu	FRA	AUTOSPORT GP		Inter C	15	10	1:52.286	1.803	0.003	146.6
5	8	Nicolas Milan	FRA	MILAN COMPETITION		Inter C	15	13	1:52.315	1.832	0.029	146.6
6	17	Jean-Baptiste Mela	FRA	AUTOSPORT GP	Junior	Inter C	16	5	1:52.326	1.843	0.011	146.5
7	2	Yann Zimmer	SUI	CMR		Inter C	14	13	1:52.377	1.894	0.051	146.5
8	11	Vincent Beltoise	FRA	RACING TECHNOLOGY		Inter C	15	14	1:52.920	2.437	0.543	145.8
9	6	Antoine Miquel	FRA	MILAN COMPETITION	Junior	Inter C	15	12	1:53.186	2.703	0.266	145.4
10	69	Laurent Hurgon	FRA	AUTOSPORT GP-PATRICK ROGER		Inter C	15	5	1:53.594	3.111	0.408	144.9
11	110	Abbie Eaton	GBR	RACING TECHNOLOGY			15	11	1:53.818	3.335	0.224	144.6
12	14	Marc Sevestre	FRA	AUTOSPORT GP	Gentle	Inter C	18	11	1:54.321	3.838	0.503	144.0
13	21	Marc Guillot	FRA	MILAN COMPETITION	Gentle	Inter C	4	3	1:55.015	4.532	0.694	143.1
14	7	Franc Rouxel	FRA	RACING TECHNOLOGY	Gentle	Inter D	15	14	1:57.563	7.080	2.548	140.0
15	18	Pierre Macchi	FRA	AUTOSPORT GP	Gentle	Inter D	14	13	2:00.131	9.648	2.568	137.0
16	5	Stéphane Proux	FRA	RACING TECHNOLOGY	Gentle	Inter D	7	5	2:01.304	10.821	1.173	135.7

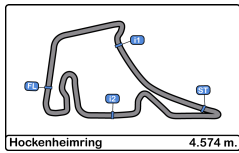
Published at:.....

Track Temp: **25.0 °C** Air Temp: **19.1 °C** Humidity: **51 %** Track Status: **DRY**

Stewards:

Race Director:

Timekeeper:



Hockenheimring
Alpine ELF Europa Cup
Free Practice - 1
Lap Analysis



2 Yann Zimmer Alpine **7**
 CMR

Franc Rouxel Alpine
 RACING TECHNOLOGY

Lap	D	Time	Sector 1	Sector 2	Sector 3	T. Spd	Elapsed	Lap	D	Time	Sector 1	Sector 2	Sector 3	T. Spd	Elapsed
1		9:43:20.789 P	9:41:16.494	1:09.569	54.726	143.8	9:43:20.789	1		9:42:59.301	9:40:59.427	1:13.008	46.866	133.9	9:42:59.301
2		3:16.127	1:41.597	56.965	37.565	218.6	9:46:36.916	2		2:07.198	28.739	57.555	40.904	220.4	9:45:06.499
3		1:58.240	26.097	53.841	38.302	222.2	9:48:35.156	3		2:01.732	27.466	55.172	39.094	220.4	9:47:08.231
4		1:54.329	25.338	52.907	36.084	225.9	9:50:29.485	4		2:00.461	26.889	54.604	38.968	224.0	9:49:08.692
5		1:52.712	24.989	52.135	35.588	228.3	9:52:22.197	5		1:58.854	26.633	54.232	37.989	225.4	9:51:07.546
6		1:59.243 P	24.908	52.153	42.182	227.3	9:54:21.440	6		1:58.171	26.683	53.901	37.587	225.0	9:53:05.717
7		4:36.543	3:08.203	52.541	35.799	227.3	9:58:57.983	7		2:01.694	27.706	55.485	38.503	220.4	9:55:07.411
8		1:52.970	24.866	52.264	35.840	228.3	10:00:50.953	8		2:11.446 P	27.335	54.814	49.297	222.2	9:57:18.857
9		1:53.488	25.174	52.412	35.902	225.4	10:02:44.441	9		7:00.628	5:19.571	59.088	41.969	225.0	10:04:19.485
10		1:59.187 P	25.203	52.399	41.585	225.0	10:04:43.628	10		2:01.049	26.471	54.680	39.898	223.1	10:06:20.534
11		6:13.268	4:33.641	57.804	41.823	222.6	10:10:56.896	11		2:01.253	25.926	55.376	39.951	221.7	10:08:21.787
12		2:00.321	27.949	56.586	35.786	170.8	10:12:57.217	12		1:58.395	26.328	54.085	37.982	225.4	10:10:20.182
13		1:52.377	24.553	52.585	35.239	224.5	10:14:49.594	13		1:58.461	26.111	54.569	37.781	223.1	10:12:18.643
14		2:13.672 P	24.392	54.714	54.566	225.0	10:17:03.266	14		1:57.563	26.130	53.869	37.564	224.5	10:14:16.206
15		2:20.447 P						15		2:20.447 P	26.689	54.727	59.031	223.6	10:16:36.653

5 Stéphane Proux Alpine
 RACING TECHNOLOGY

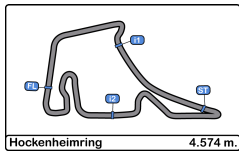
8 Nicolas Milan Alpine
 MILAN COMPETITION

Lap	D	Time	Sector 1	Sector 2	Sector 3	T. Spd	Elapsed	Lap	D	Time	Sector 1	Sector 2	Sector 3	T. Spd	Elapsed
1		9:43:08.619	9:41:04.943	1:16.096	47.580	127.0	9:43:08.619	1		9:43:18.313 P	9:41:14.811	1:10.422	53.080	120.9	9:43:18.313
2		2:22.636	32.639	1:05.786	44.211	171.4	9:45:31.255	2		7:46.520	6:14.464	54.576	37.480	218.6	9:51:04.833
3		2:08.171	28.959	58.872	40.340	188.8	9:47:39.426	3		1:56.110	26.087	53.606	36.417	222.2	9:53:00.943
4		2:03.317	27.933	56.178	39.206	202.2	9:49:42.743	4		1:54.695	25.515	52.812	36.368	223.1	9:54:55.638
5		2:01.304	26.891	54.618	39.795	218.6	9:51:44.047	5		1:54.046	25.395	52.708	35.943	223.1	9:56:49.684
6		2:03.350	26.976	55.732	40.642	209.7	9:53:47.397	6		1:53.652	25.141	52.697	35.814	224.5	9:58:43.336
7		2:23.177 P	27.520	55.633	1:00.024	204.5	9:56:10.574	7		1:52.596	25.190	51.989	35.417	225.0	10:00:35.932
8								8		1:52.438	24.765	51.983	35.690	224.0	10:02:28.370
9								9		1:54.072	24.767	52.432	36.873	224.5	10:04:22.442
10								10		1:55.069	26.329	52.469	36.271	216.4	10:06:17.511
11								11		1:56.410	24.863	53.757	37.790	224.5	10:08:13.921
12								12		1:53.940	25.120	53.063	35.757	225.9	10:10:07.861
13								13		1:52.315	24.635	52.143	35.537	226.8	10:12:00.176
14								14		1:52.389	24.666	52.142	35.581	226.4	10:13:52.565
15								15		2:16.252 P	24.710	52.173	59.369	224.5	10:16:08.817

6 Antoine Miquel Alpine
 MILAN COMPETITION

11 Vincent Beltoise Alpine
 RACING TECHNOLOGY

Lap	D	Time	Sector 1	Sector 2	Sector 3	T. Spd	Elapsed	Lap	D	Time	Sector 1	Sector 2	Sector 3	T. Spd	Elapsed
1		9:43:13.806	9:41:17.086	1:13.347	43.373	151.0	9:43:13.806	1		9:42:54.749	9:41:05.411	1:08.493	40.845	130.2	9:42:54.749
2		1:57.560	26.397	54.406	36.757	219.5	9:45:11.366	2		1:58.864	28.080	54.531	36.253	216.4	9:44:53.613
3		1:54.828	25.329	53.123	36.376	223.1	9:47:06.194	3		1:54.531	25.073	52.587	36.871	223.1	9:46:48.144
4		1:53.827	24.962	53.121	35.744	221.3	9:49:00.021	4		2:00.960 P	24.974	52.521	43.465	226.4	9:48:49.104
5		1:53.244	24.953	52.527	35.764	222.6	9:50:53.265	5		6:39.728	4:58.886	1:01.365	39.477	198.5	9:55:28.832
6		1:53.210	24.897	52.798	35.515	222.2	9:52:46.475	6		1:57.082	26.333	54.208	36.541	220.4	9:57:25.914
7		1:55.463	24.840	52.708	37.915	222.2	9:54:41.938	7		1:54.190	25.274	53.088	35.828	221.3	9:59:20.104
8		2:07.324 P	25.528	52.668	49.128	219.9	9:56:49.262	8		1:53.864	24.844	53.210	35.810	222.2	10:01:13.968
9		8:54.008	7:23.995	53.666	36.347	220.4	10:05:43.270	9		1:54.027	25.475	52.890	35.662	221.3	10:03:07.995
10		1:54.544	25.430	53.310	35.804	219.5	10:07:37.814	10		1:53.578	24.895	52.821	35.862	222.6	10:05:01.573
11		1:53.509	25.054	52.725	35.730	221.7	10:09:31.323	11		1:53.514	24.748	52.626	36.140	224.0	10:06:55.087
12		1:53.186	25.075	52.378	35.733	221.7	10:11:24.509	12		1:59.857 P	24.921	53.091	41.845	224.0	10:08:54.944
13		1:54.249	25.196	52.840	36.213	223.1	10:13:18.758	13		4:07.668	2:35.004	54.169	38.495	218.1	10:13:02.612
14		1:53.849	25.073	52.774	36.002	223.1	10:15:12.607	14		1:52.920	24.901	52.490	35.529	221.3	10:14:55.532
15		2:28.750 P	25.418	1:04.228	59.104	204.5	10:17:41.357	15		2:09.865 P	24.389	52.389	53.087	222.2	10:17:05.397



Hockenheimring
Alpine ELF Europa Cup
Free Practice - 1
Lap Analysis



14

Marc Sevestre

Alpine 18

Pierre Macchi

Alpine

AUTOSPORT GP

AUTOSPORT GP

Lap D	Time	Sector 1	Sector 2	Sector 3	T. Spd	Elapsed	Lap D	Time	Sector 1	Sector 2	Sector 3	T. Spd	Elapsed
1	9:42:59.976	9:40:57.955	1:19.111	42.910	123.2	9:42:59.976	1	9:43:17.240	9:41:04.842	1:24.259	48.139	116.8	9:43:17.240
2	2:07.021	28.726	57.323	40.972	207.2	9:45:06.997	2	2:33.746	30.888	1:12.172	50.686	147.1	9:45:50.986
3	2:01.946	27.638	56.128	38.180	219.5	9:47:08.943	3	2:23.449	32.105	1:07.459	43.885	148.1	9:48:14.435
4	2:01.278	27.097	55.493	38.688	219.9	9:49:10.221	4	2:08.602	28.574	58.810	41.218	216.0	9:50:23.037
5	1:58.323	26.385	54.272	37.666	221.7	9:51:08.544	5	2:13.382	27.615	1:05.322	40.445	217.7	9:52:36.419
6	1:57.727	26.358	53.955	37.414	224.5	9:53:06.271	6	2:06.439	27.717	56.705	42.017	219.9	9:54:42.858
7	1:58.198	26.844	54.430	36.924	220.4	9:55:04.469	7	2:12.009 P	27.450	55.244	49.315	221.7	9:56:54.867
8	1:56.620	26.273	53.295	37.052	222.2	9:57:01.089	8	4:17.301	2:37.205	59.056	41.040	220.4	10:01:12.168
9	1:55.347	25.719	52.939	36.689	226.8	9:58:56.436	9	2:02.361	28.062	55.706	38.593	219.5	10:03:14.529
10	1:55.829	25.276	53.297	37.256	225.9	10:00:52.265	10	2:00.944	26.608	56.000	38.336	220.8	10:05:15.473
11	1:54.321	25.429	52.658	36.234	226.4	10:02:46.586	11	2:02.325	26.624	55.894	39.807	222.6	10:07:17.798
12	1:54.906	25.491	53.002	36.413	224.5	10:04:41.492	12	2:02.586	27.999	56.285	38.302	221.7	10:09:20.384
13	1:55.369	25.395	53.318	36.656	223.6	10:06:36.861	13	2:00.131	26.216	54.924	38.991	223.1	10:11:20.515
14	1:54.852	25.216	52.967	36.669	224.0	10:08:31.713	14	2:01.781	27.099	54.863	39.819	222.6	10:13:22.296
15	1:54.751	25.229	53.173	36.349	224.5	10:10:26.464	15		26.644	54.518		223.1	
16	1:55.587	25.248	53.831	36.508	224.5	10:12:22.051	21 Marc Guillot Alpine						
17	1:54.676	25.414	52.695	36.567	225.0	10:14:16.727							
18	2:06.890 P	25.629	53.089	48.172	223.6	10:16:23.617							

15

Gael Castelli

Alpine

CMR

Lap D	Time	Sector 1	Sector 2	Sector 3	T. Spd	Elapsed
1	9:43:02.807 P	9:41:08.260	1:06.148	48.399	148.9	9:43:02.807
2	3:35.440	2:03.619	54.618	37.203	218.1	9:46:38.247
3	1:55.845	26.402	52.781	36.662	224.0	9:48:34.092
4	1:54.472	25.279	53.041	36.152	224.5	9:50:28.564
5	1:52.972	24.888	52.067	36.017	227.3	9:52:21.536
6	1:58.760 P	24.894	52.120	41.746	225.4	9:54:20.296
7	4:07.916	2:39.788	52.257	35.871	228.3	9:58:28.212
8	1:52.850	24.878	52.138	35.834	229.2	10:00:21.062
9	1:52.616	24.824	52.107	35.685	227.3	10:02:13.678
10	1:53.409	24.802	51.842	36.765	227.8	10:04:07.087
11	1:58.370 P	25.030	52.508	40.832	224.5	10:06:05.457
12	6:38.570	5:06.707	55.044	36.819	215.1	10:12:44.027
13	1:52.283	24.864	51.895	35.524	222.6	10:14:36.310
14	2:04.699 P	24.399	51.844	48.456	224.0	10:16:41.009

17

Jean-Baptiste Mela

Alpine

AUTOSPORT GP

Lap D	Time	Sector 1	Sector 2	Sector 3	T. Spd	Elapsed
1	9:42:44.535	9:40:55.540	1:10.940	38.055	135.8	9:42:44.535
2	1:55.059	25.652	53.182	36.225	221.3	9:44:39.594
3	1:53.664	25.258	52.444	35.962	224.0	9:46:33.258
4	1:52.408	24.838	52.058	35.512	222.6	9:48:25.666
5	1:52.326	24.750	52.107	35.469	223.6	9:50:17.992
6	2:06.843 P	24.625	57.578	44.640	220.4	9:52:24.835
7	4:08.251	2:28.771	1:02.968	36.512	119.8	9:56:33.086
8	1:55.702	25.116	54.886	35.700	216.4	9:58:28.788
9	2:01.582 P	24.939	52.332	44.311	226.8	10:00:30.370
10	3:51.859	2:23.469	52.074	36.316	227.8	10:04:22.229
11	1:55.809	25.866	53.879	36.064	223.6	10:06:18.038
12	1:53.847	24.887	52.755	36.205	227.3	10:08:11.885
13	1:52.789	24.630	52.426	35.733	223.6	10:10:04.674
14	1:52.868	24.706	52.530	35.632	224.0	10:11:57.542
15	1:52.597	24.690	52.108	35.799	224.0	10:13:50.139
16	2:04.510 P	24.785	52.186	47.539	224.0	10:15:54.649

21

Marc Guillot

Alpine

MILAN COMPETITION

Lap D	Time	Sector 1	Sector 2	Sector 3	T. Spd	Elapsed
1	9:43:14.969 P	9:41:13.544	1:10.759	50.666	105.7	9:43:14.969
2	29:00.440	27:27.005	55.716	37.719	203.3	10:12:15.409
3	1:55.015	25.404	52.952	36.659	222.2	10:14:10.424
4	2:07.649 P	25.060	52.553	50.036	223.6	10:16:18.073

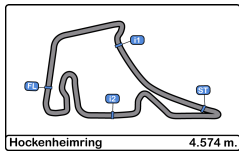
29

Mateo Herrero

Alpine

MILAN COMPETITION

Lap D	Time	Sector 1	Sector 2	Sector 3	T. Spd	Elapsed
1	9:42:48.324	9:41:05.825	1:04.556	37.943	151.0	9:42:48.324
2	1:57.295	26.026	55.432	35.837	190.8	9:44:45.619
3	1:53.512	25.008	52.471	36.033	224.5	9:46:39.131
4	1:55.116	25.842	52.618	36.656	228.3	9:48:34.247
5	2:07.711	26.890	1:04.446	36.375	129.9	9:50:41.958
6	1:52.980	24.798	52.205	35.977	225.4	9:52:34.938
7	1:53.005	25.429	52.091	35.485	225.0	9:54:27.943
8	2:23.515 P	27.553	1:04.332	51.630	151.4	9:56:51.458
9	6:44.448	4:59.688	1:08.011	36.749	121.7	10:03:35.906
10	1:52.954	25.474	52.246	35.234	221.7	10:05:28.860
11	1:51.407	24.666	51.799	34.942	223.1	10:07:20.267
12	1:51.572	24.652	51.937	34.983	222.6	10:09:11.839
13	1:51.199	24.490	51.691	35.018	224.5	10:11:03.038
14	1:50.951	24.367	51.634	34.950	225.0	10:12:53.989
15	1:51.009	24.438	51.588	34.983	224.5	10:14:44.998
16	2:15.392 P	24.605	58.193	52.594	224.5	10:17:00.390



Hockenheimring
Alpine ELF Europa Cup
Free Practice - 1
Lap Analysis



64

Mike Parisy

Alpine **110**

Abbie Eaton

Alpine

CMR

RACING TECHNOLOGY

Lap D	Time	Sector 1	Sector 2	Sector 3	T. Spd	Elapsed	Lap D	Time	Sector 1	Sector 2	Sector 3	T. Spd	Elapsed
1	9:42:54.893	9:41:07.738	1:07.407	39.748	138.2	9:42:54.893	1	9:42:57.303	9:41:06.393	1:08.621	42.289	138.9	9:42:57.303
2	1:57.589	26.761	53.688	37.140	223.1	9:44:52.482	2	2:00.152	27.870	54.364	37.918	223.1	9:44:57.455
3	1:57.245	25.374	53.046	38.825	221.7	9:46:49.727	3	1:57.885	27.009	53.721	37.155	223.1	9:46:55.340
4	1:53.013	24.742	52.155	36.116	226.4	9:48:42.740	4	1:56.196	26.127	53.164	36.905	224.5	9:48:51.536
5	1:51.956	24.568	52.062	35.326	225.0	9:50:34.696	5	1:54.967	25.712	52.644	36.611	225.9	9:50:46.503
6	2:04.843 P	24.576	52.764	47.503	226.8	9:52:39.539	6	2:08.581 P	25.531	52.729	50.321	226.8	9:52:55.084
7	6:12.174	4:43.844	52.568	35.762	223.1	9:58:51.713	7	5:52.037	4:21.708	53.258	37.071	225.9	9:58:47.121
8	1:52.174	24.580	52.351	35.243	223.6	10:00:43.887	8	1:54.772	25.382	53.009	36.381	225.0	10:00:41.893
9	1:52.042	24.446	52.210	35.386	226.8	10:02:35.929	9	1:55.207	25.319	53.858	36.030	185.8	10:02:37.100
10	2:05.570 P	24.803	55.408	45.359	223.6	10:04:41.499	10	1:53.851	25.023	52.433	36.395	228.3	10:04:30.951
11	5:36.193	3:53.885	1:04.572	37.736	165.8	10:10:17.692	11	1:53.818	25.157	52.545	36.116	225.9	10:06:24.769
12	1:52.480	25.185	52.189	35.106	224.5	10:12:10.172	12	1:54.302	24.925	52.572	36.805	228.3	10:08:19.071
13	1:50.483	24.222	51.546	34.715	223.1	10:14:00.655	13	2:03.353 P	25.084	52.596	45.673	227.3	10:10:22.424
14	1:55.655	24.231	51.470	39.954	224.0	10:15:56.310	14	4:44.456	3:15.613	52.407	36.436	226.4	10:15:06.880
15	2:28.388 P	36.253	59.845	52.290	184.3	10:18:24.698	15	2:31.250 P	25.282	1:04.654	1:01.314	227.8	10:17:38.130

69

Laurent Hurgon

Alpine

AUTOSPORT GP-PATRICK
 ROGER

Lap D	Time	Sector 1	Sector 2	Sector 3	T. Spd	Elapsed
1	9:42:52.764	9:40:54.835	1:17.865	40.064	115.5	9:42:52.764
2	1:57.912	26.627	54.012	37.273	223.6	9:44:50.676
3	1:55.948	25.664	53.777	36.507	223.1	9:46:46.624
4	1:56.033	25.335	52.546	38.152	227.8	9:48:42.657
5	1:53.594	25.699	52.147	35.748	225.9	9:50:36.251
6	1:54.213	24.942	52.939	36.332	225.4	9:52:30.464
7	2:02.162 P	25.636	52.831	43.695	223.6	9:54:32.626
8	4:21.644	2:52.874	52.476	36.294	226.4	9:58:54.270
9	1:54.318	25.277	52.929	36.112	224.5	10:00:48.588
10	2:01.081 P	25.130	52.603	43.348	224.0	10:02:49.669
11	4:02.625	2:33.552	52.842	36.231	224.0	10:06:52.294
12	1:53.629	25.338	52.551	35.740	223.6	10:08:45.923
13	1:54.070	25.117	52.853	36.100	224.0	10:10:39.993
14	2:08.516 P	25.171	56.192	47.153	224.0	10:12:48.509
15	4:47.081 P	2:43.059	1:03.632	1:00.390	222.6	10:17:35.590

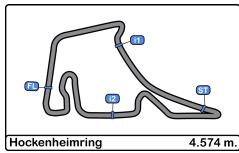
74

Julien Neveu

Alpine

AUTOSPORT GP

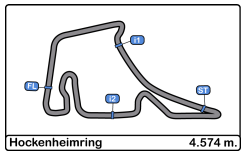
Lap D	Time	Sector 1	Sector 2	Sector 3	T. Spd	Elapsed
1	9:42:53.496	9:41:04.912	1:08.109	40.475	141.7	9:42:53.496
2	1:57.586	26.940	53.946	36.700	222.2	9:44:51.082
3	1:54.872	25.683	52.915	36.274	224.5	9:46:45.954
4	1:53.499	25.262	52.489	35.748	223.1	9:48:39.453
5	1:52.483	24.842	52.216	35.425	225.0	9:50:31.936
6	2:04.881 P	25.034	52.140	47.707	224.5	9:52:36.817
7	3:57.269	2:15.300	1:03.246	38.723	177.3	9:56:34.086
8	1:53.323	25.311	52.420	35.592	223.6	9:58:27.409
9	1:52.866	25.068	52.347	35.451	221.3	10:00:20.275
10	1:52.286	24.747	52.204	35.335	221.7	10:02:12.561
11	2:04.644 P	24.885	52.527	47.232	222.2	10:04:17.205
12	6:25.566	4:57.586	52.355	35.625	224.0	10:10:42.771
13	1:52.301	24.750	52.247	35.304	222.2	10:12:35.072
14	1:52.493	24.729	52.125	35.639	221.7	10:14:27.565
15	2:11.927 P	24.769	52.120	55.038	222.2	10:16:39.492



Hockenheimring
Alpine ELF Europa Cup
Free Practice - 1
Best Sectors Results



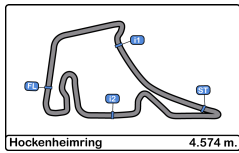
Sector - 1			Sector - 2			Sector - 3			Ideal Lap vs Best Lap						
Clas	Nº	Driver	Time	Nº	Driver	Time	Nº	Driver	Time	Clas	Nº	Driver	Ideal Lap	Best Lap	Clas
1	64	Mike Parisy	24.222	64	Mike Parisy	51.470	64	Mike Parisy	34.715	1	64	Mike Parisy	1:50.407	1:50.483	1
2	29	Mateo Herrero	24.367	29	Mateo Herrero	51.588	29	Mateo Herrero	34.942	2	29	Mateo Herrero	1:50.897	1:50.951	2
3	11	Vincent Beltoise	24.389	15	Gael Castelli	51.842	2	Yann Zimmer	35.239	3	15	Gael Castelli	1:51.765	1:52.283	3
4	2	Yann Zimmer	24.392	8	Nicolas Milan	51.983	74	Julien Neveu	35.304	4	2	Yann Zimmer	1:51.766	1:52.377	7
5	15	Gael Castelli	24.399	17	Jean-Baptiste Mela	52.058	8	Nicolas Milan	35.417	5	8	Nicolas Milan	1:52.035	1:52.315	5
6	17	Jean-Baptiste Mela	24.625	74	Julien Neveu	52.120	17	Jean-Baptiste Mela	35.469	6	17	Jean-Baptiste Mela	1:52.152	1:52.326	6
7	8	Nicolas Milan	24.635	2	Yann Zimmer	52.135	6	Antoine Miquel	35.515	7	74	Julien Neveu	1:52.153	1:52.286	4
8	74	Julien Neveu	24.729	69	Laurent Hurgon	52.147	15	Gael Castelli	35.524	8	11	Vincent Beltoise	1:52.307	1:52.920	8
9	6	Antoine Miquel	24.840	6	Antoine Miquel	52.378	11	Vincent Beltoise	35.529	9	6	Antoine Miquel	1:52.733	1:53.186	9
10	11	Abbie Eaton	24.925	11	Vincent Beltoise	52.389	69	Laurent Hurgon	35.740	10	69	Laurent Hurgon	1:52.829	1:53.594	10
11	69	Laurent Hurgon	24.942	110	Abbie Eaton	52.407	110	Abbie Eaton	36.030	11	110	Abbie Eaton	1:53.362	1:53.818	11
12	21	Marc Guillot	25.060	21	Marc Guillot	52.553	14	Marc Sevestre	36.234	12	14	Marc Sevestre	1:54.108	1:54.321	12
13	14	Marc Sevestre	25.216	14	Marc Sevestre	52.658	21	Marc Guillot	36.659	13	21	Marc Guillot	1:54.272	1:55.015	13
14	7	Franc Rouxel	25.926	7	Franc Rouxel	53.869	7	Franc Rouxel	37.564	14	7	Franc Rouxel	1:57.359	1:57.563	14
15	18	Pierre Macchi	26.216	18	Pierre Macchi	54.518	18	Pierre Macchi	38.302	15	18	Pierre Macchi	1:59.036	2:00.131	15
16	5	Stéphane Proux	26.891	5	Stéphane Proux	54.618	5	Stéphane Proux	39.206	16	5	Stéphane Proux	2:00.715	2:01.304	16



Hockenheimring
Alpine ELF Europa Cup
Free Practice - 1
Best 5 Lap Times



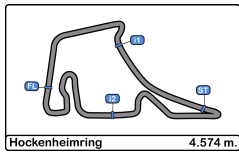
Cls	N°	Driver	Nat	Team	Level	Category	Best 1		Best 2		Best 3		Best 4		Best 5	
							Time	Lap	Time	Lap	Time	Lap	Time	Lap	Time	Lap
1	64	Mike Parisy	FRA	CMR		Inter C	1:50.483	13	1:51.956	5	1:52.042	9	1:52.174	8	1:52.480	12
2	29	Mateo Herrero	FRA	MILAN COMPETITION	Junior	Inter C	1:50.951	14	1:51.009	15	1:51.199	13	1:51.407	11	1:51.572	12
3	15	Gael Castelli	FRA	CMR		Inter C	1:52.283	13	1:52.616	9	1:52.850	8	1:52.972	5	1:53.409	10
4	74	Julien Neveu	FRA	AUTOSPORT GP		Inter C	1:52.286	10	1:52.301	13	1:52.483	5	1:52.493	14	1:52.866	9
5	8	Nicolas Milan	FRA	MILAN COMPETITION		Inter C	1:52.315	13	1:52.389	14	1:52.438	8	1:52.596	7	1:53.652	6
6	17	Jean-Baptiste Mela	FRA	AUTOSPORT GP	Junior	Inter C	1:52.326	5	1:52.408	4	1:52.597	15	1:52.789	13	1:52.868	14
7	2	Yann Zimmer	SUI	CMR		Inter C	1:52.377	13	1:52.712	5	1:52.970	8	1:53.488	9	1:54.329	4
8	11	Vincent Beltoise	FRA	RACING TECHNOLOGY		Inter C	1:52.920	14	1:53.514	11	1:53.578	10	1:53.864	8	1:54.027	9
9	6	Antoine Miquel	FRA	MILAN COMPETITION	Junior	Inter C	1:53.186	12	1:53.210	6	1:53.244	5	1:53.509	11	1:53.827	4
10	69	Laurent Hurgon	FRA	AUTOSPORT GP-PATRICK COFF		Inter C	1:53.594	5	1:53.629	12	1:54.070	13	1:54.213	6	1:54.318	9
11	110	Abbie Eaton	GBR	RACING TECHNOLOGY			1:53.818	11	1:53.851	10	1:54.302	12	1:54.772	8	1:54.967	5
12	14	Marc Sevestre	FRA	AUTOSPORT GP	Gentle	Inter C	1:54.321	11	1:54.676	17	1:54.751	15	1:54.852	14	1:54.906	12
13	21	Marc Guillot	FRA	MILAN COMPETITION	Gentle	Inter C	1:55.015	3	29:00.44	2						
14	7	Franc Rouxel	FRA	RACING TECHNOLOGY	Gentle	Inter D	1:57.563	14	1:58.171	6	1:58.395	12	1:58.461	13	1:58.854	5
15	18	Pierre Macchi	FRA	AUTOSPORT GP	Gentle	Inter D	2:00.131	13	2:00.944	10	2:01.781	14	2:02.325	11	2:02.361	9
16	5	Stéphane Proux	FRA	RACING TECHNOLOGY	Gentle	Inter D	2:01.304	5	2:03.317	4	2:03.350	6	2:08.171	3	2:22.636	2



Hockenheimring
Alpine ELF Europa Cup
Free Practice - 1
Fastest Laps Sequence



Lap	Time of Day	Session Time	Nº	Driver	Nat	Team	Level	Category	Time	Km/h
2	9:44:39.594	4:39.594	17	Jean-Baptiste Mela	FRA	AUTOSPORT GP	Junior	Inter C	1:55.059	143.1
3	9:46:33.258	6:33.258	17	Jean-Baptiste Mela	FRA	AUTOSPORT GP	Junior	Inter C	1:53.664	144.8
3	9:46:39.131	6:39.131	29	Mateo Herrero	FRA	MILAN COMPETITION	Junior	Inter C	1:53.512	145.0
4	9:48:25.666	8:25.666	17	Jean-Baptiste Mela	FRA	AUTOSPORT GP	Junior	Inter C	1:52.408	146.4
5	9:50:17.992	10:17.992	17	Jean-Baptiste Mela	FRA	AUTOSPORT GP	Junior	Inter C	1:52.326	146.5
5	9:50:34.696	10:34.696	64	Mike Parisy	FRA	CMR		Inter C	1:51.956	147.0
11	10:07:20.267	27:20.267	29	Mateo Herrero	FRA	MILAN COMPETITION	Junior	Inter C	1:51.407	147.8
13	10:11:03.038	31:03.038	29	Mateo Herrero	FRA	MILAN COMPETITION	Junior	Inter C	1:51.199	148.0
14	10:12:53.989	32:53.989	29	Mateo Herrero	FRA	MILAN COMPETITION	Junior	Inter C	1:50.951	148.4
13	10:14:00.655	34:00.655	64	Mike Parisy	FRA	CMR		Inter C	1:50.483	149.0



Hockenheimring
Alpine ELF Europa Cup
Free Practice - 1
Pit Stop Analysis



2 Yann Zimmer Inter C CMR
 Alpine

Nr.	In Day Time	In Time	Out Time	Pit Time	T. Pit Time	Handicap	Penalty
1	9:43:14.879	9:43:14.879	9:44:38.111	1:23.232	1:23.232		
2	9:54:17.954	9:54:17.954	9:57:07.381	2:49.427	4:12.659		
3	10:04:40.125	10:04:40.125	10:08:48.204	4:08.079	8:20.738		

6 Antoine Miquel Inter C MILAN COMPETITION
 Alpine

Nr.	In Day Time	In Time	Out Time	Pit Time	T. Pit Time	Handicap	Penalty
1	9:56:45.429	9:56:45.429	10:03:49.148	7:03.719	7:03.719		

7 Franc Rouxel Inter D RACING TECHNOLOGY
 Alpine

Nr.	In Day Time	In Time	Out Time	Pit Time	T. Pit Time	Handicap	Penalty
1	9:57:14.685	9:57:14.685	10:02:12.784	4:58.099	4:58.099		

8 Nicolas Milan Inter C MILAN COMPETITION
 Alpine

Nr.	In Day Time	In Time	Out Time	Pit Time	T. Pit Time	Handicap	Penalty
1	9:43:13.471	9:43:13.471	9:49:08.771	5:55.300	5:55.300		

11 Vincent Beltoise Inter C RACING TECHNOLOGY
 Alpine

Nr.	In Day Time	In Time	Out Time	Pit Time	T. Pit Time	Handicap	Penalty
1	9:48:45.607	9:48:45.607	9:53:21.270	4:35.663	4:35.663		
2	10:08:51.433	10:08:51.433	10:11:03.609	2:12.176	6:47.839		

15 Gael Castelli Inter C CMR
 Alpine

Nr.	In Day Time	In Time	Out Time	Pit Time	T. Pit Time	Handicap	Penalty
1	9:42:58.176	9:42:58.176	9:44:42.079	1:43.903	1:43.903		
2	9:54:16.782	9:54:16.782	9:56:35.838	2:19.056	4:02.959		
3	10:06:01.965	10:06:01.965	10:10:47.933	4:45.968	8:48.927		

17 Jean-Baptiste Mela Inter C AUTOSPORT GP
 Alpine

Nr.	In Day Time	In Time	Out Time	Pit Time	T. Pit Time	Handicap	Penalty
1	9:52:21.322	9:52:21.322	9:54:28.502	2:07.180	2:07.180		
2	10:00:26.744	10:00:26.744	10:02:29.594	2:02.850	4:10.030		

18 Pierre Macchi Inter D AUTOSPORT GP
 Alpine

Nr.	In Day Time	In Time	Out Time	Pit Time	T. Pit Time	Handicap	Penalty
1	9:56:50.350	9:56:50.350	9:59:07.475	2:17.125	2:17.125		

21 Marc Guillot Inter C MILAN COMPETITION
 Alpine

Nr.	In Day Time	In Time	Out Time	Pit Time	T. Pit Time	Handicap	Penalty
1	9:43:10.783	9:43:10.783	10:10:17.097	27:06.314	27:06.314		

29 Mateo Herrero Inter C MILAN COMPETITION
 Alpine

Nr.	In Day Time	In Time	Out Time	Pit Time	T. Pit Time	Handicap	Penalty
1	9:56:47.438	9:56:47.438	10:01:23.537	4:36.099	4:36.099		

64 Mike Parisy Inter C CMR
 Alpine

Nr.	In Day Time	In Time	Out Time	Pit Time	T. Pit Time	Handicap	Penalty
1	9:52:34.291	9:52:34.291	9:57:00.559	4:26.268	4:26.268		
2	10:04:37.821	10:04:37.821	10:08:09.338	3:31.517	7:57.785		

69 Laurent Hurgon Inter C AUTOSPORT GP-PATRICK ROGER
 Alpine

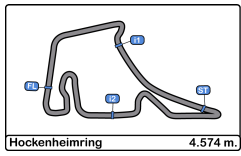
Nr.	In Day Time	In Time	Out Time	Pit Time	T. Pit Time	Handicap	Penalty
1	9:54:27.956	9:54:27.956	9:57:03.022	2:35.066	2:35.066		
2	10:02:45.617	10:02:45.617	10:04:59.167	2:13.550	4:48.616		
3	10:12:43.956	10:12:43.956	10:15:08.570	2:24.614	7:13.230		

74 Julien Neveu Inter C AUTOSPORT GP
 Alpine

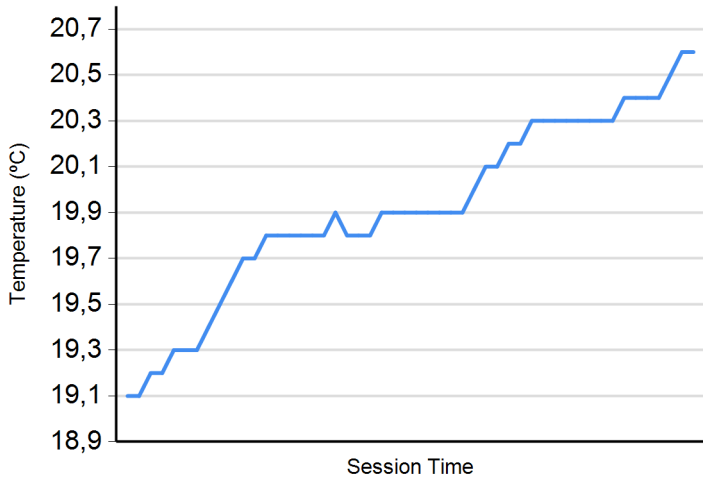
Nr.	In Day Time	In Time	Out Time	Pit Time	T. Pit Time	Handicap	Penalty
1	9:52:32.803	9:52:32.803	9:54:29.153	1:56.350	1:56.350		
2	10:04:13.379	10:04:13.379	10:08:50.114	4:36.735	6:33.085		

110 Abbie Eaton Inter C RACING TECHNOLOGY
 Alpine

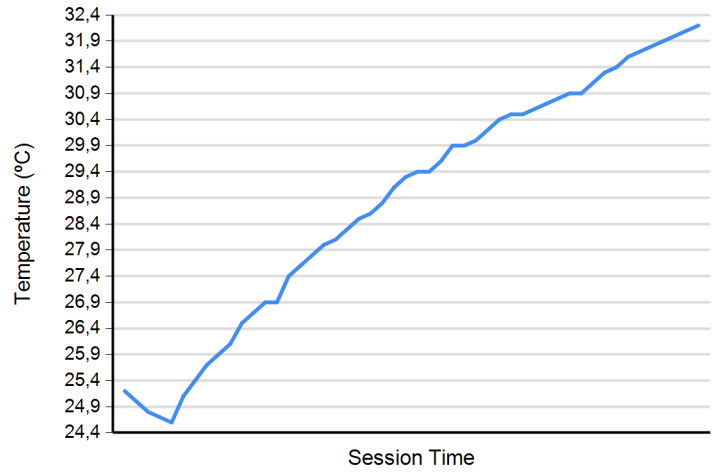
Nr.	In Day Time	In Time	Out Time	Pit Time	T. Pit Time	Handicap	Penalty
1	9:52:50.761	9:52:50.761	9:56:51.436	4:00.675	4:00.675		
2	10:10:18.940	10:10:18.940	10:13:14.616	2:55.676	6:56.351		



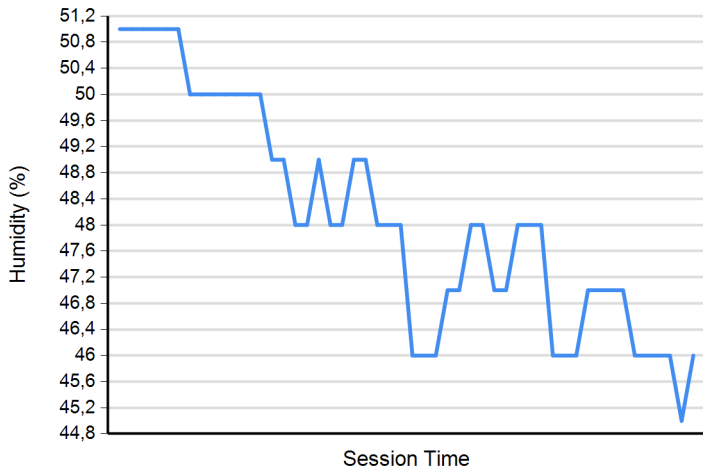
Air Temperature



Track Temperature



Humidity



Pressure

