

**Hockenheimring**  
**Alpine ELF Europa Cup**  
**Free Practice - 2**  
**Provisional Results**



Cls	N°	Driver	Nat	Team	Level	Category	Laps	Best	Time	Gap	Interval	Km/h
1	15	Gael Castelli	FRA	CMR	Inter C		18	11	<b>1:50.125</b>			149.5
2	2	Yann Zimmer	SUI	CMR	Inter C		11	9	<b>1:50.298</b>	0.173	0.173	149.2
3	21	Marc Guillot	FRA	MILAN COMPETITION	Inter C		20	11	<b>1:50.399</b>	0.274	0.101	149.1
4	64	Mike Parisy	FRA	CMR	Inter C		11	10	<b>1:50.421</b>	0.296	0.022	149.1
5	17	Jean-Baptiste Mela	FRA	AUTOSPORT GP	Inter C	Junior	4	3	<b>1:50.500</b>	0.375	0.079	149.0
6	29	Mateo Herrero	FRA	MILAN COMPETITION	Inter C	Junior	15	4	<b>1:50.702</b>	0.577	0.202	148.7
7	11	Vincent Beltoise	FRA	RACING TECHNOLOGY	Inter C		16	15	<b>1:50.847</b>	0.722	0.145	148.5
8	8	Nicolas Milan	FRA	MILAN COMPETITION	Inter C		18	9	<b>1:50.950</b>	0.825	0.103	148.4
9	69	Laurent Hurgon	FRA	AUTOSPORT GP-PATRICK ROGER	Inter C		17	8	<b>1:51.297</b>	1.172	0.347	147.9
10	6	Antoine Miquel	FRA	MILAN COMPETITION	Inter C	Junior	15	8	<b>1:51.510</b>	1.385	0.213	147.6
11	110	Abbie Eaton	GBR	RACING TECHNOLOGY			19	11	<b>1:52.394</b>	2.269	0.884	146.5
12	14	Marc Sevestre	FRA	AUTOSPORT GP	Inter C	Gentleman	19	8	<b>1:52.556</b>	2.431	0.162	146.2
13	74	Julien Neveu	FRA	AUTOSPORT GP	Inter C		3	3	<b>1:54.345</b>	4.220	1.789	144.0
14	7	Franc Rouxel	FRA	RACING TECHNOLOGY	Inter D	Gentleman	18	15	<b>1:55.368</b>	5.243	1.023	142.7
15	5	Stéphane Proux	FRA	RACING TECHNOLOGY	Inter D	Gentleman	17	8	<b>1:58.014</b>	7.889	2.646	139.5
16	18	Pierre Macchi	FRA	AUTOSPORT GP	Inter D	Gentleman	18	16	<b>1:58.248</b>	8.123	0.234	139.2

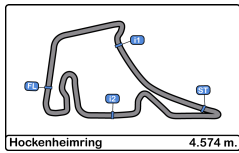
CAR 11 LAP TIME 1.51.339 DELETED TRACK LIMIT  
 CAR 17 LAP TIME 1.50.267 DELETED TRACK LIMIT

Published at:.....

Track Temp: **42.2 °C** Air Temp: **23.4 °C** Humidity: **40 %** Track Status: **DRY**

<b>Stewards:</b>	<b>Race Director:</b>	<b>Timekeeper:</b> 
------------------	-----------------------	------------------------






**Hockenheimring**  
**Alpine ELF Europa Cup**  
**Free Practice - 2**  
**Provisional Results by Class**



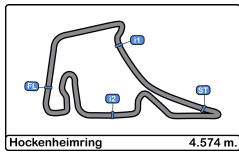
Cls	Nº	Driver	Nat	Team	Level	Category	Laps	Best	Time	Gap	Interval	Km/h
1	110	Abbie Eaton	GBR	RACING TECHNOLOGY			19	11	1:52.394			146.5
<b>Inter C</b>												
1	15	Gael Castelli	FRA	CMR	Inter C		18	11	1:50.125			149.5
2	2	Yann Zimmer	SUI	CMR	Inter C		11	9	1:50.298	0.173	0.173	149.2
3	21	Marc Guillot	FRA	MILAN COMPETITION	Inter C		20	11	1:50.399	0.274	0.101	149.1
4	64	Mike Parisy	FRA	CMR	Inter C		11	10	1:50.421	0.296	0.022	149.1
5	17	Jean-Baptiste Mela	FRA	AUTOSPORT GP	Inter C	Junior	4	3	1:50.500	0.375	0.079	149.0
6	29	Mateo Herrero	FRA	MILAN COMPETITION	Inter C	Junior	15	4	1:50.702	0.577	0.202	148.7
7	11	Vincent Beltoise	FRA	RACING TECHNOLOGY	Inter C		16	15	1:50.847	0.722	0.145	148.5
8	8	Nicolas Milan	FRA	MILAN COMPETITION	Inter C		18	9	1:50.950	0.825	0.103	148.4
9	69	Laurent Hurgon	FRA	AUTOSPORT GP-PATRICK ROGER	Inter C		17	8	1:51.297	1.172	0.347	147.9
10	6	Antoine Miquel	FRA	MILAN COMPETITION	Inter C	Junior	15	8	1:51.510	1.385	0.213	147.6
11	14	Marc Sevestre	FRA	AUTOSPORT GP	Inter C	Gentleman	19	8	1:52.556	2.431	1.046	146.2
12	74	Julien Neveu	FRA	AUTOSPORT GP	Inter C		3	3	1:54.345	4.220	1.789	144.0
<b>Inter D</b>												
1	7	Franc Rouxel	FRA	RACING TECHNOLOGY	Inter D	Gentleman	18	15	1:55.368			142.7
2	5	Stéphane Proux	FRA	RACING TECHNOLOGY	Inter D	Gentleman	17	8	1:58.014	2.646	2.646	139.5
3	18	Pierre Macchi	FRA	AUTOSPORT GP	Inter D	Gentleman	18	16	1:58.248	2.880	0.234	139.2

Published at:.....

Track Temp: **42.2 °C** Air Temp: **23.4 °C** Humidity: **40 %** Track **DRY**

<b>Stewards:</b>	<b>Race Director:</b>	<b>Timekeeper:</b> 
------------------	-----------------------	---





**Hockenheimring**  
**Alpine ELF Europa Cup**  
**Free Practice - 2**  
**Lap Analysis**



**2** Yann Zimmer Alpine **7**  
 CMR

Franc Rouxel Alpine  
 RACING TECHNOLOGY

Lap	D	Time	Sector 1	Sector 2	Sector 3	T. Spd	Elapsed
1		13:58:55.731			13:58:55.731	223.1	13:58:55.731
2		1:53.827	25.020	52.805	36.002	224.5	14:00:49.558
3		1:53.719	25.203	52.789	35.727	224.0	14:02:43.277
4		1:52.988	25.021	52.445	35.522	226.4	14:04:36.265
5		2:01.070	P 27.217	52.640	41.213	227.8	14:06:37.335
6		8:18.065	6:48.581	54.008	35.476	219.5	14:14:55.400
7		1:50.998	24.469	51.938	34.591	225.4	14:16:46.398
8		1:50.991	24.260	51.588	35.143	225.9	14:18:37.389
9		1:50.298	24.255	51.442	34.601	225.4	14:20:27.687
10		1:50.314	24.316	51.321	34.677	225.4	14:22:18.001
11		2:03.091	P 24.228	51.656	47.207	224.5	14:24:21.092

Lap	D	Time	Sector 1	Sector 2	Sector 3	T. Spd	Elapsed
1		13:59:29.551		13:58:44.284	45.267	155.3	13:59:29.551
2		2:04.340	28.239	56.634	39.467	214.2	14:01:33.891
3		2:02.053	28.457	54.752	38.844	222.2	14:03:35.944
4		1:57.862	25.867	53.867	38.128	223.1	14:05:33.806
5		2:23.343	P 26.965	58.408	57.970	223.6	14:07:57.149
6		3:55.941	2:22.472	55.551	37.918	189.1	14:11:53.090
7		1:57.090	26.043	53.454	37.593	224.5	14:13:50.180
8		1:57.812	26.515	53.487	37.810	226.8	14:15:47.992
9		1:59.115	28.104	53.666	37.345	227.8	14:17:47.107
10		1:58.111	25.978	52.990	39.143	225.9	14:19:45.218
11		1:57.723	26.383	53.120	38.220	224.5	14:21:42.941
12		2:08.274	P 26.138	54.462	47.674	225.0	14:23:51.215
13		6:31.773	4:58.369	55.699	37.705	225.4	14:30:22.988
14		1:56.180	25.600	52.998	37.582	227.3	14:32:19.168
15		1:55.368	25.537	52.753	37.078	224.0	14:34:14.536
16		1:57.480	25.903	53.703	37.874	225.0	14:36:12.016
17		1:58.134	26.956	53.943	37.235	225.9	14:38:10.150
18		2:35.200	P 30.036	1:06.297	58.867	131.8	14:40:45.350

**5** Stéphane Proux Alpine  
 RACING TECHNOLOGY

Lap	D	Time	Sector 1	Sector 2	Sector 3	T. Spd	Elapsed
1		13:59:10.381			13:59:10.381	175.8	13:59:10.381
2		2:04.512	29.130	56.223	39.159	205.7	14:01:14.893
3		2:00.785	26.841	54.640	39.304	215.5	14:03:15.678
4		1:58.742	26.430	53.883	38.429	220.8	14:05:14.420
5		2:25.177	P 26.610	56.440	1:02.127	219.5	14:07:39.597
6		3:57.527	2:20.886	57.765	38.876	175.0	14:11:37.124
7		1:59.285	26.677	53.811	38.797	222.2	14:13:36.409
8		1:58.014	26.304	53.633	38.077	221.7	14:15:34.423
9		2:00.558	26.805	54.567	39.186	213.8	14:17:34.981
10		1:58.923	26.937	53.895	38.091	219.9	14:19:33.904
11		1:59.212	25.999	55.645	37.568	220.4	14:21:33.116
12		2:02.378	26.603	56.414	39.361	211.7	14:23:35.494
13		2:41.029	P 36.484	1:12.841	51.704	150.4	14:26:16.523
14		4:14.785	2:37.763	56.746	40.276	203.7	14:30:31.308
15		2:02.898	28.922	55.635	38.341	205.7	14:32:34.206
16		2:02.081	27.687	55.322	39.072	217.7	14:34:36.287
17		2:06.792	P 27.813	55.608	43.371	209.7	14:36:43.079

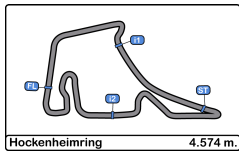
**8** Nicolas Milan Alpine  
 MILAN COMPETITION

Lap	D	Time	Sector 1	Sector 2	Sector 3	T. Spd	Elapsed
1		13:59:40.544		13:58:59.104	41.440	156.7	13:59:40.544
2		1:53.517	25.348	52.513	35.656	221.7	14:01:34.061
3		1:52.167	24.897	51.964	35.306	224.5	14:03:26.228
4		1:52.186	25.295	51.823	35.068	227.3	14:05:18.414
5		2:14.728	P 24.335	51.782	58.611	226.4	14:07:33.142
6		3:59.029	2:31.519	52.320	35.190	226.8	14:11:32.171
7		1:54.485	24.566	54.066	35.853	226.8	14:13:26.656
8		1:51.464	24.441	51.848	35.175	225.9	14:15:18.120
9		1:50.950	24.335	51.616	34.999	225.4	14:17:09.070
10		1:51.933	24.601	52.127	35.205	225.9	14:19:01.003
11		2:11.398	P 24.697	55.639	51.062	227.8	14:21:12.401
12		9:06.865	7:37.256	53.380	36.229	227.8	14:30:19.266
13		1:51.657	24.631	51.860	35.166	228.3	14:32:10.923
14		1:50.983	24.346	51.695	34.942	227.3	14:34:01.906
15		1:51.802	24.606	51.990	35.206	227.3	14:35:53.708
16		1:52.016	24.551	52.272	35.193	226.8	14:37:45.724
17		1:51.230	24.319	51.656	35.255	227.3	14:39:36.954
18		2:51.995	P 32.642	1:13.017	1:06.336	134.3	14:42:28.949

**6** Antoine Miquel Alpine  
 MILAN COMPETITION

Lap	D	Time	Sector 1	Sector 2	Sector 3	T. Spd	Elapsed
1		13:59:01.655			13:59:01.655	203.3	13:59:01.655
2		1:55.692	24.934	53.323	37.435	225.9	14:00:57.347
3		1:52.793	24.613	52.513	35.667	223.1	14:02:50.140
4		1:52.592	24.553	52.546	35.493	222.2	14:04:42.732
5		1:52.997	24.657	52.720	35.620	221.3	14:06:35.729
6		2:30.212	P 29.504	1:06.834	53.874	158.8	14:09:05.941
7		9:48.667	8:12.796	1:00.290	35.581	192.8	14:18:54.608
8		1:51.510	24.313	52.204	34.993	220.8	14:20:46.118
9		1:51.613	24.269	52.387	34.957	221.3	14:22:37.731
10		2:00.105	P 24.329	52.795	42.981	220.8	14:24:37.836
11		5:38.550	4:10.534	52.728	35.288	221.7	14:30:16.386
12		1:52.385	24.420	52.542	35.423	222.6	14:32:08.771
13		1:51.861	24.314	52.513	35.034	222.6	14:34:00.632
14		1:52.560	25.490	51.898	35.172	227.3	14:35:53.192
15		2:03.745	P 24.499	54.315	44.931	224.5	14:37:56.937





**Hockenheimring**  
**Alpine ELF Europa Cup**  
**Free Practice - 2**  
**Lap Analysis**



11

Vincent Beltoise

Alpine 15

Gael Castelli

Alpine

RACING TECHNOLOGY

CMR

Lap	D	Time	Sector 1	Sector 2	Sector 3	T. Spd	Elapsed	Lap	D	Time	Sector 1	Sector 2	Sector 3	T. Spd	Elapsed
1		13:59:01.428			13:59:01.428	183.9	13:59:01.428	1		13:58:51.741		13:58:15.795	35.946	197.4	13:58:51.741
2		1:53.744	24.727	53.253	35.764	222.2	14:00:55.172	2		1:52.283	24.767	52.195	35.321	227.3	14:00:44.024
3		1:51.886	24.656	52.215	35.015	224.5	14:02:47.058	3		1:51.044	24.317	51.659	35.068	225.0	14:02:35.068
4		1:51.359	24.356	51.835	35.168	224.0	14:04:38.417	4		1:50.311	24.097	51.240	34.974	226.4	14:04:25.379
5		1:53.420	24.213	52.545	36.662	222.6	14:06:31.837	5		1:51.020	24.244	51.537	35.239	230.2	14:06:16.399
6		2:21.967 P	29.368	1:02.869	49.730	195.2	14:08:53.804	6		2:14.751 P	27.155	1:00.920	46.676	170.3	14:08:31.150
7		3:21.393	1:49.402	56.410	35.581	223.6	14:12:15.197	7		6:22.788	4:52.677	54.538	35.573	215.5	14:14:53.938
8		1:51.772	24.355	52.169	35.248	222.6	14:14:06.969	8		1:50.395	24.281	51.370	34.744	225.4	14:16:44.333
9		1:51.837	24.347	52.353	35.137	223.1	14:15:58.806	9		1:50.193	24.235	51.136	34.822	225.4	14:18:34.526
10		1:51.792	24.385	52.147	35.260	222.6	14:17:50.598	10		1:50.176	24.150	51.124	34.902	225.4	14:20:24.702
11		2:00.106 P	24.566	52.208	43.332	225.0	14:19:50.704	11		1:50.125	24.143	51.242	34.740	225.9	14:22:14.827
12		10:53.679	8:58.393	1:17.269	38.017	170.8	14:30:44.383	12		2:04.791 P	24.277	53.353	47.161	225.4	14:24:19.618
13		1:51.339	24.323	52.344	34.672	225.0	14:32:35.722	13		6:28.732	4:53.031	58.554	37.147	192.1	14:30:48.350
14		1:51.705	24.924	51.943	34.838	229.2	14:34:27.427	14		1:50.522	24.300	51.318	34.904	228.3	14:32:38.872
15		1:50.847	24.254	51.837	34.756	223.6	14:36:18.274	15		1:50.783	24.221	51.381	35.181	229.7	14:34:29.655
16		2:00.591 P	24.528	51.736	44.327	224.5	14:38:18.865	16		1:50.337	24.253	51.349	34.735	226.4	14:36:19.992
17		1:52.207						17		1:52.207	24.445	51.349	36.413	228.8	14:38:12.199
18		2:34.750 P						18		2:34.750 P	31.478	1:07.765	55.507	151.4	14:40:46.949

14

Marc Sevestre

Alpine

AUTOSPORT GP

Lap	D	Time	Sector 1	Sector 2	Sector 3	T. Spd	Elapsed
1		13:59:40.598		13:58:53.347	47.251	127.6	13:59:40.598
2		2:05.151	29.698	56.820	38.633	219.9	14:01:45.749
3		1:55.305	25.634	53.369	36.302	221.3	14:03:41.054
4		1:53.174	24.807	52.520	35.847	223.1	14:05:34.228
5		2:13.944 P	25.866	56.039	52.039	220.8	14:07:48.172
6		4:15.456	2:42.628	55.117	37.711	216.4	14:12:03.628
7		1:53.660	25.007	52.803	35.850	224.5	14:13:57.288
8		1:52.556	24.748	52.167	35.641	227.8	14:15:49.844
9		1:54.203	25.660	53.021	35.522	226.4	14:17:44.047
10		1:52.563	24.800	52.135	35.628	226.8	14:19:36.610
11		1:53.273	24.859	52.523	35.891	227.8	14:21:29.883
12		1:53.977	25.071	52.869	36.037	224.0	14:23:23.860
13		2:24.714 P	27.645	1:04.817	52.252	170.6	14:25:48.574
14		4:50.785	3:14.233	57.887	38.665	205.3	14:30:39.359
15		1:55.620	25.750	53.142	36.728	224.5	14:32:34.979
16		1:55.679	25.513	53.197	36.969	225.9	14:34:30.658
17		1:54.066	25.018	52.667	36.381	225.9	14:36:24.724
18		1:53.745	25.481	52.230	36.034	225.9	14:38:18.469
19		2:30.883 P	30.414	1:04.175	56.294	172.5	14:40:49.352

17

Jean-Baptiste Mela

Alpine

AUTOSPORT GP

Lap	D	Time	Sector 1	Sector 2	Sector 3	T. Spd	Elapsed
1		13:58:36.366		13:58:00.738	35.628	221.7	13:58:36.366
2		1:51.247	24.553	51.862	34.832	225.0	14:00:27.613
3		1:50.500	24.305	51.306	34.889	225.4	14:02:18.113
4		1:50.267	24.078	51.505	34.684	226.4	14:04:08.380
5			24.341			180.9	

18

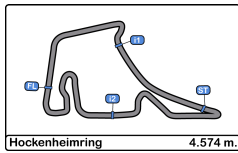
Pierre Macchi

Alpine

AUTOSPORT GP

Lap	D	Time	Sector 1	Sector 2	Sector 3	T. Spd	Elapsed
1		13:59:45.960		13:59:03.343	42.617	108.3	13:59:45.960
2		2:05.002	28.368	57.455	39.179	211.7	14:01:50.962
3		2:01.667	26.127	57.133	38.407	217.7	14:03:52.629
4		1:58.898	25.921	54.804	38.173	223.1	14:05:51.527
5		2:20.401 P	26.008	58.661	55.732	223.1	14:08:11.928
6		4:30.263	2:55.531	56.252	38.480	219.9	14:12:42.191
7		1:58.493	25.903	54.016	38.574	224.0	14:14:40.684
8		1:58.393	26.045	54.460	37.888	224.5	14:16:39.077
9		1:59.626	26.039	53.909	39.678	225.0	14:18:38.703
10		2:10.160	28.526	1:00.196	41.438	221.7	14:20:48.863
11		2:00.519	26.431	54.568	39.520	225.4	14:22:49.382
12		2:25.382	26.237	1:02.763	56.382	224.0	14:25:14.764
13		5:02.860 P	1:11.537	2:29.151	1:22.172	52.2	14:30:17.624
14		3:12.535	1:31.836	59.854	40.845	195.6	14:33:30.159
15		2:00.831	27.120	55.378	38.333	220.4	14:35:30.990
16		1:58.248	26.269	54.100	37.879	222.2	14:37:29.238
17		1:58.598	26.075	54.549	37.974	224.0	14:39:27.836
18		2:54.751 P	36.778	1:15.318	1:02.655	139.7	14:42:22.587





**Hockenheimring**  
**Alpine ELF Europa Cup**  
**Free Practice - 2**  
**Lap Analysis**



21

Marc Guillot

Alpine

69

Laurent Hurgon

Alpine

MILAN COMPETITION

AUTOSPORT GP-PATRICK  
ROGER

Lap D	Time	Sector 1	Sector 2	Sector 3	T. Spd	Elapsed
1	13:59:40.903		13:58:59.875	41.028	144.0	13:59:40.903
2	1:53.612	25.467	52.312	35.833	228.8	14:01:34.515
3	1:52.089	25.376	51.623	35.090	228.3	14:03:26.604
4	1:51.048	24.287	51.561	35.200	224.0	14:05:17.652
5	2:08.863 P	24.366	52.022	52.475	226.4	14:07:26.515
6	4:04.802	2:36.909	52.959	34.934	224.0	14:11:31.317
7	1:51.017	24.378	51.660	34.979	223.6	14:13:22.334
8	1:50.909	24.387	51.634	34.888	224.5	14:15:13.243
9	1:55.427	24.375	51.579	39.473	224.5	14:17:08.670
10	1:51.789	25.317	51.413	35.059	229.2	14:19:00.459
11	1:50.399	24.261	51.305	34.833	226.4	14:20:50.858
12	2:08.036	25.279	1:06.188	36.569	132.5	14:22:58.894
13	2:19.753 P	24.330	58.034	57.389	225.0	14:25:18.647
14	5:00.154	3:30.199	53.614	36.341	225.9	14:30:18.801
15	1:51.192	24.411	51.558	35.223	226.8	14:32:09.993
16	1:51.247	24.368	51.898	34.981	226.8	14:34:01.240
17	1:51.411	24.506	51.721	35.184	224.5	14:35:52.651
18	1:51.295	24.397	51.737	35.161	225.0	14:37:43.946
19	1:51.908	24.589	51.857	35.462	224.5	14:39:35.854
20	2:49.346 P	31.667	1:13.459	1:04.220	140.0	14:42:25.200

Lap D	Time	Sector 1	Sector 2	Sector 3	T. Spd	Elapsed
1	13:58:45.137		13:58:08.573	36.564	185.5	13:58:45.137
2	1:53.139	25.223	52.454	35.462	224.0	14:00:38.276
3	1:52.545	24.821	52.478	35.246	223.1	14:02:30.821
4	1:52.068	24.724	52.011	35.333	224.5	14:04:22.889
5	1:58.459 P	24.863	51.914	41.682	222.6	14:06:21.348
6	5:35.423	3:56.462	1:02.541	36.420	169.2	14:11:56.771
7	1:54.487	27.191	52.036	35.260	227.8	14:13:51.258
8	1:51.297	24.787	51.666	34.844	225.9	14:15:42.555
9	1:58.305 P	25.231	52.257	40.817	224.5	14:17:40.860
10	5:00.321	3:32.157	52.848	35.316	221.7	14:22:41.181
11	2:02.663 P	24.775	52.021	45.867	224.5	14:24:43.844
12	5:48.417	4:19.919	53.032	35.466	217.3	14:30:32.261
13	1:53.287	25.823	52.098	35.366	225.4	14:32:25.548
14	1:53.654	24.728	53.233	35.693	224.5	14:34:19.202
15	1:52.992	24.804	51.751	36.437	226.4	14:36:12.194
16	1:53.323	25.644	52.242	35.437	225.0	14:38:05.517
17	2:06.195 P	25.003	52.264	48.928	225.9	14:40:11.712

29

Mateo Herrero

Alpine

74

Julien Neveu

Alpine

MILAN COMPETITION

AUTOSPORT GP

Lap D	Time	Sector 1	Sector 2	Sector 3	T. Spd	Elapsed
1	13:59:10.168		13:58:32.861	37.307	128.2	13:59:10.168
2	1:53.774	24.656	53.765	35.353	223.1	14:01:03.942
3	1:51.164	24.355	51.867	34.942	223.6	14:02:55.106
4	1:50.702	24.308	51.619	34.775	225.0	14:04:45.808
5	1:51.258	24.596	51.637	35.025	224.0	14:06:37.066
6	2:31.932 P	30.916	1:08.294	52.722	140.0	14:09:08.998
7	8:53.698	7:09.727	1:07.879	36.092	122.5	14:18:02.696
8	1:51.807	24.966	51.964	34.877	222.2	14:19:54.503
9	1:50.714	24.289	51.794	34.631	224.0	14:21:45.217
10	1:51.737	24.306	52.106	35.325	229.2	14:23:36.954
11	2:45.287 P	38.345	1:13.561	53.381	135.8	14:26:22.241
12	4:30.217	2:30.122	1:22.819	37.276	92.5	14:30:52.458
13	1:51.337	24.623	51.796	34.918	225.9	14:32:43.795
14	1:52.762	24.611	51.899	36.252	225.0	14:34:36.557
15	2:25.304 P	30.253	1:03.247	51.804	165.6	14:37:01.861

Lap D	Time	Sector 1	Sector 2	Sector 3	T. Spd	Elapsed
1	14:00:04.199		13:59:21.164	43.035		14:00:04.199
2	2:11.357	30.655	1:00.650	40.052	189.4	14:02:15.556
3	1:54.345	24.670	54.563	35.112	180.3	14:04:09.901
4		24.107			224.0	

64

Mike Parisy

Alpine

110

Abbie Eaton

Alpine

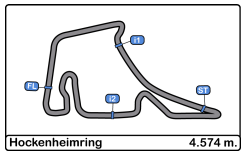
CMR

RACING TECHNOLOGY

Lap D	Time	Sector 1	Sector 2	Sector 3	T. Spd	Elapsed
1	13:58:49.172		13:58:13.184	35.988	214.2	13:58:49.172
2	1:52.498	24.523	52.674	35.301	222.2	14:00:41.670
3	1:51.986	24.476	51.744	35.766	224.5	14:02:33.656
4	1:51.094	24.364	51.691	35.039	225.9	14:04:24.750
5	1:59.248 P	24.460	51.836	42.952	225.4	14:06:23.998
6	5:34.760	4:06.905	52.561	35.294	221.3	14:11:58.758
7	1:51.465	24.636	51.898	34.931	223.6	14:13:50.223
8	1:51.736	24.918	51.935	34.883	223.6	14:15:41.959
9	1:51.114	24.314	51.708	35.092	225.4	14:17:33.073
10	1:50.421	24.156	51.476	34.789	225.4	14:19:23.494
11	1:50.600	24.223	51.342	35.035	228.3	14:21:14.094
12		24.396			177.0	

Lap D	Time	Sector 1	Sector 2	Sector 3	T. Spd	Elapsed
1	13:58:50.884		13:58:13.272	37.612	194.9	13:58:50.884
2	1:54.744	25.345	53.188	36.211	224.0	14:00:45.628
3	1:53.665	24.914	52.685	36.066	226.4	14:02:39.293
4	1:53.081	24.784	52.551	35.746	225.9	14:04:32.374
5	1:53.033	24.730	52.627	35.676	224.5	14:06:25.407
6	2:26.934 P	30.683	1:04.904	51.347	154.2	14:08:52.341
7	3:10.090	1:41.650	52.307	36.133	227.8	14:12:02.431
8	1:53.811	24.826	52.714	36.271	225.9	14:13:56.242
9	1:52.956	24.876	52.330	35.750	226.4	14:15:49.198
10	1:53.691	24.854	52.565	36.272	225.4	14:17:42.889
11	1:52.394	24.612	52.190	35.592	225.9	14:19:35.283
12	1:54.139	25.086	52.620	36.433	228.8	14:21:29.422
13	2:03.367 P	25.983	53.133	44.251	222.6	14:23:32.789
14	6:47.944	5:17.158	54.598	36.188	216.0	14:30:20.733
15	2:04.932 P	25.467	52.884	46.581	227.8	14:32:25.665
16	2:43.423	1:14.611	52.537	36.275	225.9	14:35:09.088
17	1:53.992	25.097	52.723	36.172	224.0	14:37:03.080
18	1:53.947	25.076	52.650	36.221	225.0	14:38:57.027
19	2:17.225 P	28.011	58.343	50.871	188.4	14:41:14.252



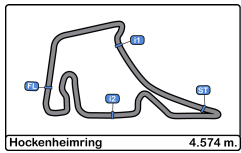


**Hockenheimring**  
**Alpine ELF Europa Cup**  
**Free Practice - 2**  
**Best Sectors Results**



Sector - 1				Sector - 2				Sector - 3				Ideal Lap vs Best Lap			
Clas	Nº	Driver	Time	Nº	Driver	Time	Nº	Driver	Time	Clas	Nº	Driver	Ideal Lap	Best Lap	Clas
1	17	Jean-Baptiste Mela	24.078	15	Gael Castelli	51.124	2	Yann Zimmer	34.591	1	15	Gael Castelli	1:49.956	1:50.125	1
2	15	Gael Castelli	24.097	21	Marc Guillot	51.305	29	Mateo Herrero	34.631	2	17	Jean-Baptiste Mela	1:50.068	1:50.500	5
3	74	Julien Neveu	24.107	17	Jean-Baptiste Mela	51.306	11	Vincent Beltoise	34.672	3	2	Yann Zimmer	1:50.140	1:50.298	2
4	64	Mike Parisy	24.156	2	Yann Zimmer	51.321	17	Jean-Baptiste Mela	34.684	4	64	Mike Parisy	1:50.287	1:50.421	4
5	11	Vincent Beltoise	24.213	64	Mike Parisy	51.342	15	Gael Castelli	34.735	5	21	Marc Guillot	1:50.399	1:50.399	3
6	2	Yann Zimmer	24.228	8	Nicolas Milan	51.616	64	Mike Parisy	34.789	6	29	Mateo Herrero	1:50.539	1:50.702	6
7	21	Marc Guillot	24.261	29	Mateo Herrero	51.619	21	Marc Guillot	34.833	7	11	Vincent Beltoise	1:50.621	1:50.847	7
8	6	Antoine Miquel	24.269	69	Laurent Hurgon	51.666	69	Laurent Hurgon	34.844	8	8	Nicolas Milan	1:50.877	1:50.950	8
9	29	Mateo Herrero	24.289	11	Vincent Beltoise	51.736	8	Nicolas Milan	34.942	9	6	Antoine Miquel	1:51.124	1:51.510	10
10	8	Nicolas Milan	24.319	6	Antoine Miquel	51.898	6	Antoine Miquel	34.957	10	69	Laurent Hurgon	1:51.234	1:51.297	9
11	11	Abbie Eaton	24.612	14	Marc Sevestre	52.135	74	Julien Neveu	35.112	11	110	Abbie Eaton	1:52.394	1:52.394	11
12	69	Laurent Hurgon	24.724	110	Abbie Eaton	52.190	14	Marc Sevestre	35.522	12	14	Marc Sevestre	1:52.405	1:52.556	12
13	14	Marc Sevestre	24.748	7	Franc Rouxel	52.753	110	Abbie Eaton	35.592	13	74	Julien Neveu	1:53.782	1:54.345	13
14	7	Franc Rouxel	25.537	5	Stéphane Proux	53.633	7	Franc Rouxel	37.078	14	7	Franc Rouxel	1:55.368	1:55.368	14
15	18	Pierre Macchi	25.903	18	Pierre Macchi	53.909	5	Stéphane Proux	37.568	15	5	Stéphane Proux	1:57.200	1:58.014	15
16	5	Stéphane Proux	25.999	74	Julien Neveu	54.563	18	Pierre Macchi	37.879	16	18	Pierre Macchi	1:57.691	1:58.248	16



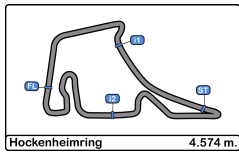


**Hockenheimring**  
**Alpine ELF Europa Cup**  
**Free Practice - 2**  
**Best 5 Lap Times**



Cls	N°	Driver	Nat	Team	Level	Category	Best 1		Best 2		Best 3		Best 4		Best 5	
							Time	Lap	Time	Lap	Time	Lap	Time	Lap	Time	Lap
1	15	Gael Castelli	FRA	CMR	Inter C		1:50.125	11	1:50.176	10	1:50.193	9	1:50.311	4	1:50.337	16
2	2	Yann Zimmer	SUI	CMR	Inter C		1:50.298	9	1:50.314	10	1:50.991	8	1:50.998	7	1:52.988	4
3	21	Marc Guillot	FRA	MILAN COMPETITION	Inter C		1:50.399	11	1:50.909	8	1:51.017	7	1:51.048	4	1:51.192	15
4	64	Mike Parisy	FRA	CMR	Inter C		1:50.421	10	1:50.600	11	1:51.094	4	1:51.114	9	1:51.465	7
5	17	Jean-Baptiste Mela	FRA	AUTOSPORT GP	Inter C	Junior	1:50.500	3	1:51.247	2						
6	29	Mateo Herrero	FRA	MILAN COMPETITION	Inter C	Junior	1:50.702	4	1:50.714	9	1:51.164	3	1:51.337	13	1:51.807	8
7	11	Vincent Beltoise	FRA	RACING TECHNOLOGY	Inter C		1:50.847	15	1:51.359	4	1:51.705	14	1:51.772	8	1:51.792	10
8	8	Nicolas Milan	FRA	MILAN COMPETITION	Inter C		1:50.950	9	1:50.983	14	1:51.230	17	1:51.464	8	1:51.657	13
9	69	Laurent Hurgon	FRA	AUTOSPORT GP-PATRICK BOFFA	Inter C		1:51.297	8	1:52.068	4	1:52.545	3	1:52.992	15	1:53.139	2
10	6	Antoine Miquel	FRA	MILAN COMPETITION	Inter C	Junior	1:51.510	8	1:51.613	9	1:51.861	13	1:52.385	12	1:52.560	14
11	110	Abbie Eaton	GBR	RACING TECHNOLOGY			1:52.394	11	1:52.956	9	1:53.081	4	1:53.665	3	1:53.691	10
12	14	Marc Sevestre	FRA	AUTOSPORT GP	Inter C	Gentleman	1:52.556	8	1:52.563	10	1:53.174	4	1:53.273	11	1:53.660	7
13	74	Julien Neveu	FRA	AUTOSPORT GP	Inter C		1:54.345	3	2:11.357	2						
14	7	Franc Rouxel	FRA	RACING TECHNOLOGY	Inter D	Gentleman	1:55.368	15	1:56.180	14	1:57.090	7	1:57.480	16	1:57.723	11
15	5	Stéphane Proux	FRA	RACING TECHNOLOGY	Inter D	Gentleman	1:58.014	8	1:58.742	4	1:58.923	10	1:59.212	11	1:59.285	7
16	18	Pierre Macchi	FRA	AUTOSPORT GP	Inter D	Gentleman	1:58.248	16	1:58.393	8	1:58.493	7	1:58.598	17	1:58.898	4





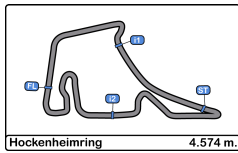
Hockenheimring  
Alpine ELF Europa Cup  
Free Practice - 2  
Fastest Laps Sequence



Lap	Time of Day	Session Time	Nº	Driver	Nat	Team	Level	Category	Time	Km/h
2	14:00:27.613	27.613	17	Jean-Baptiste Mela	FRA	AUTOSPORT GP	Inter C	Junior	1:51.247	148.0
3	14:02:18.113	2:18.113	17	Jean-Baptiste Mela	FRA	AUTOSPORT GP	Inter C	Junior	1:50.500	149.0
4	14:04:25.379	4:25.379	15	Gael Castelli	FRA	CMR	Inter C		1:50.311	149.2
9	14:18:34.526	18:34.526	15	Gael Castelli	FRA	CMR	Inter C		1:50.193	149.4
10	14:20:24.702	20:24.702	15	Gael Castelli	FRA	CMR	Inter C		1:50.176	149.4
11	14:22:14.827	22:14.827	15	Gael Castelli	FRA	CMR	Inter C		1:50.125	149.5







**Hockenheimring**  
**Alpine ELF Europa Cup**  
**Free Practice - 2**  
**Pit Stop Analysis**



**2** Yann Zimmer CMR  
 Alpine

Nr.	In Day Time	In Time	Out Time	Pit Time	T. Pit Time	Handicap	Penalty
1	14:06:33.808	14:06:33.808	14:13:02.646	6:28.838	6:28.838		

**5** Stéphane Proux Gentleman RACING TECHNOLOGY  
 Alpine

Nr.	In Day Time	In Time	Out Time	Pit Time	T. Pit Time	Handicap	Penalty
1	14:07:35.731	14:07:35.731	14:09:35.972	2:00.241	2:00.241		
2	14:26:13.005	14:26:13.005	14:28:28.570	2:15.565	4:15.806		

**6** Antoine Miquel Junior MILAN COMPETITION  
 Alpine

Nr.	In Day Time	In Time	Out Time	Pit Time	T. Pit Time	Handicap	Penalty
1	14:09:01.965	14:09:01.965	14:16:53.815	7:51.850	7:51.850		
2	14:24:34.160	14:24:34.160	14:28:20.324	3:46.164	11:38.014		

**7** Franc Rouxel Gentleman RACING TECHNOLOGY  
 Alpine

Nr.	In Day Time	In Time	Out Time	Pit Time	T. Pit Time	Handicap	Penalty
1	14:07:52.749	14:07:52.749	14:09:55.704	2:02.955	2:02.955		
2	14:23:46.594	14:23:46.594	14:28:18.794	4:32.200	6:35.155		

**8** Nicolas Milan MILAN COMPETITION  
 Alpine

Nr.	In Day Time	In Time	Out Time	Pit Time	T. Pit Time	Handicap	Penalty
1	14:07:28.433	14:07:28.433	14:09:41.356	2:12.923	2:12.923		
2	14:21:06.657	14:21:06.657	14:28:23.503	7:16.846	9:29.769		

**11** Vincent Beltoise RACING TECHNOLOGY  
 Alpine

Nr.	In Day Time	In Time	Out Time	Pit Time	T. Pit Time	Handicap	Penalty
1	14:08:49.486	14:08:49.486	14:10:18.412	1:28.926	1:28.926		
2	14:19:46.850	14:19:46.850	14:28:16.994	8:30.144	9:59.070		

**14** Marc Sevestre Gentleman AUTOSPORT GP  
 Alpine

Nr.	In Day Time	In Time	Out Time	Pit Time	T. Pit Time	Handicap	Penalty
1	14:07:44.027	14:07:44.027	14:10:07.352	2:23.325	2:23.325		
2	14:25:44.400	14:25:44.400	14:28:38.524	2:54.124	5:17.449		

**15** Gael Castelli CMR  
 Alpine

Nr.	In Day Time	In Time	Out Time	Pit Time	T. Pit Time	Handicap	Penalty
1	14:08:27.688	14:08:27.688	14:12:59.401	4:31.713	4:31.713		
2	14:24:16.000	14:24:16.000	14:28:46.462	4:30.462	9:02.175		

**18** Pierre Macchi Gentleman AUTOSPORT GP  
 Alpine

Nr.	In Day Time	In Time	Out Time	Pit Time	T. Pit Time	Handicap	Penalty
1	14:08:07.035	14:08:07.035	14:10:41.761	2:34.726	2:34.726		
2	14:30:12.440	14:30:12.440	14:31:22.209	1:09.769	3:44.495		

**21** Marc Guillot MILAN COMPETITION  
 Alpine

Nr.	In Day Time	In Time	Out Time	Pit Time	T. Pit Time	Handicap	Penalty
1	14:07:22.798	14:07:22.798	14:09:38.729	2:15.931	2:15.931		
2	14:25:13.946	14:25:13.946	14:28:21.636	3:07.690	5:23.621		

**29** Mateo Herrero Junior MILAN COMPETITION  
 Alpine

Nr.	In Day Time	In Time	Out Time	Pit Time	T. Pit Time	Handicap	Penalty
1	14:09:05.341	14:09:05.341	14:15:46.941	6:41.600	6:41.600		
2	14:26:18.247	14:26:18.247	14:28:27.532	2:09.285	8:50.885		

**64** Mike Parisy CMR  
 Alpine

Nr.	In Day Time	In Time	Out Time	Pit Time	T. Pit Time	Handicap	Penalty
1	14:06:20.404	14:06:20.404	14:10:08.392	3:47.988	3:47.988		

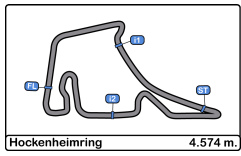
**69** Laurent Hurgon AUTOSPORT GP-PATRICK ROGER  
 Alpine

Nr.	In Day Time	In Time	Out Time	Pit Time	T. Pit Time	Handicap	Penalty
1	14:06:17.595	14:06:17.595	14:09:49.409	3:31.814	3:31.814		
2	14:17:36.767	14:17:36.767	14:20:46.159	3:09.392	6:41.206		
3	14:24:38.942	14:24:38.942	14:28:34.769	3:55.827	10:37.033		

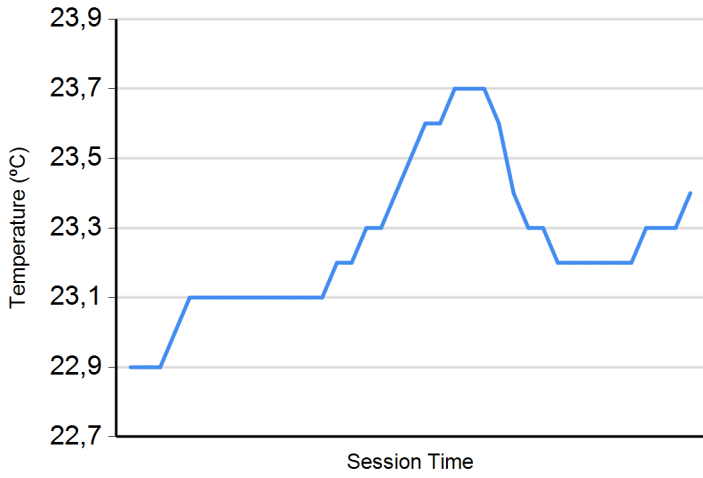
**110** Abbie Eaton RACING TECHNOLOGY  
 Alpine

Nr.	In Day Time	In Time	Out Time	Pit Time	T. Pit Time	Handicap	Penalty
1	14:08:48.463	14:08:48.463	14:10:12.041	1:23.578	1:23.578		
2	14:23:29.202	14:23:29.202	14:28:25.339	4:56.137	6:19.715		
3	14:32:22.148	14:32:22.148	14:33:17.808	55.660	7:15.375		

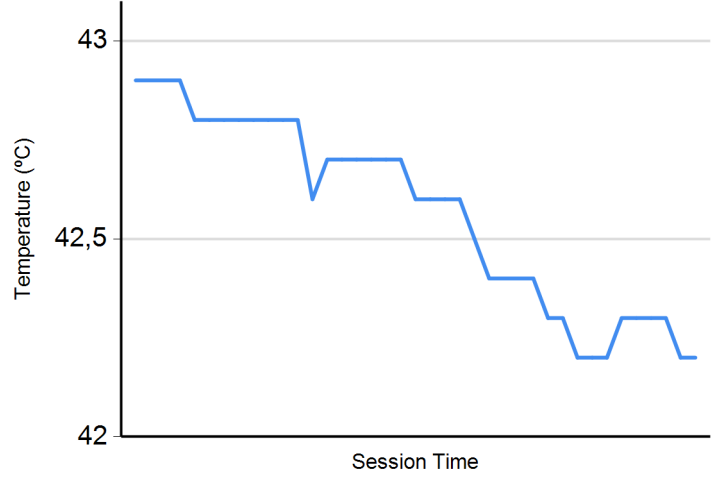




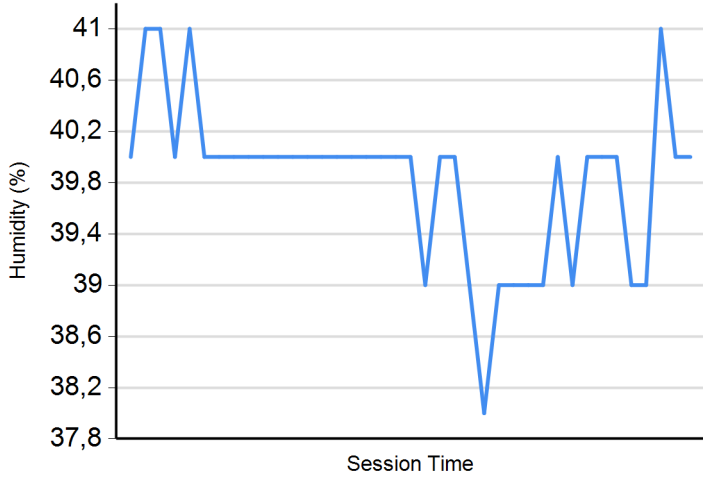
**Air Temperature**



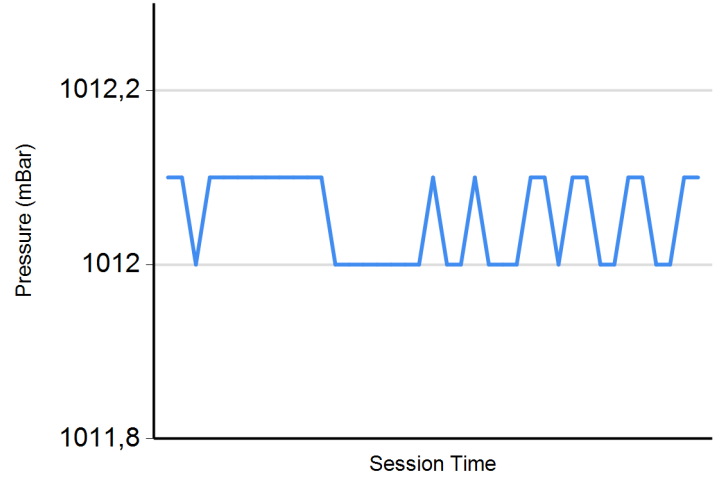
**Track Temperature**



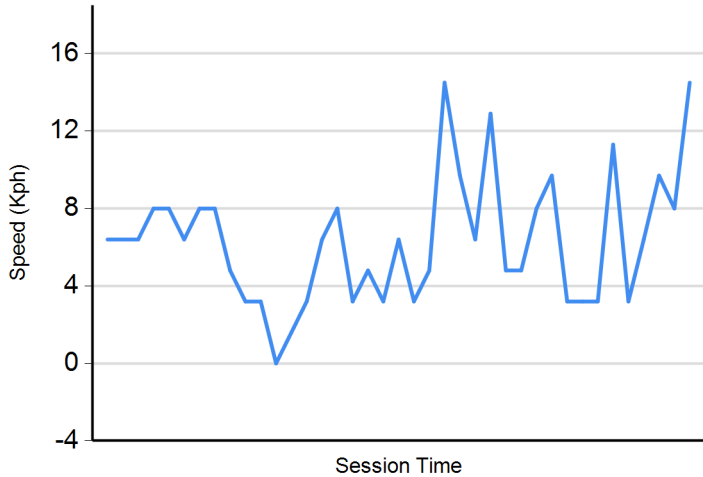
**Humidity**



**Pressure**



**Wind Speed**



**Wind direction**

North = 0°/360° Est = 90° South = 180° West = 270°

