

Hockenheimring
Alpine ELF Europa Cup
Qualifying - 1
Final Results



Cls	N°	Driver	Nat	Team	Level	Category	Laps	Best	Time	Gap	Interval	Km/h
1	17	Jean-Baptiste Mela	FRA	AUTOSPORT GP	Inter C	Junior	6	3	1:49.250			150.7
2	64	Mike Parisy	FRA	CMR	Inter C		10	5	1:49.274	0.024	0.024	150.6
3	15	Gael Castelli	FRA	CMR	Inter C		11	5	1:49.320	0.070	0.046	150.6
4	2	Yann Zimmer	SUI	CMR	Inter C		11	5	1:49.423	0.173	0.103	150.4
5	110	Abbie Eaton	GBR	RACING TECHNOLOGY			7	4	1:49.476	0.226	0.053	150.4
6	29	Mateo Herrero	FRA	MILAN COMPETITION	Inter C	Junior	12	4	1:49.517	0.267	0.041	150.3
7	11	Vincent Beltoise	FRA	RACING TECHNOLOGY	Inter C		10	3	1:49.693	0.443	0.176	150.1
8	21	Marc Guillot	FRA	MILAN COMPETITION	Inter C		11	3	1:49.827	0.577	0.134	149.9
9	69	Laurent Hurgon	FRA	AUTOSPORT GP-PATRICK ROGER	Inter C		10	6	1:49.900	0.650	0.073	149.8
10	8	Nicolas Milan	FRA	MILAN COMPETITION	Inter C		11	4	1:49.943	0.693	0.043	149.7
11	6	Antoine Miquel	FRA	MILAN COMPETITION	Inter C	Junior	5	4	1:50.467	1.217	0.524	149.0
12	74	Julien Neveu	FRA	AUTOSPORT GP	Inter C		12	4	1:50.489	1.239	0.022	149.0
13	14	Marc Sevestre	FRA	AUTOSPORT GP	Inter C	Gentleman	5	4	1:50.965	1.715	0.476	148.3
14	4	Mathieu Blaise	FRA	RACING TECHNOLOGY	Inter D	Gentleman	7	3	1:51.160	1.910	0.195	148.1
15	7	Franc Rouxel	FRA	RACING TECHNOLOGY	Inter D	Gentleman	12	5	1:53.588	4.338	2.428	144.9
16	18	Pierre Macchi	FRA	AUTOSPORT GP	Inter D	Gentleman	12	5	1:54.888	5.638	1.300	143.3
17	5	Stéphane Proux	FRA	RACING TECHNOLOGY	Inter D	Gentleman	12	10	1:57.253	8.003	2.365	140.4

CAR 74 TIME 51 085 DELETED TRACK LIMITS AT T 1
 CAR 69 TIME 49 987 DELETED TRACK LIMITS AT T 1
 CAR 11 TIME 49 566 DELETED TRACK LIMITS AT T 11
 CAR 8 TIME 49 609 DELETED TRACK LIMITS AT T1
 CAR 18 TIME 54 837 DELETED TRACK LIMITS AT T6
 CAR 5 TIME 56 257 DELETED TRACK LIMITS AT T1

Published at:.....

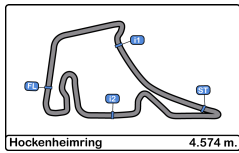
Track Temp: **28.8 °C** Air Temp: **18.4 °C**

Humidity: **61 %**

Track Status: **DRY**

Stewards:	Race Director:	Timekeeper: 
------------------	-----------------------	---





Hockenheimring
Alpine ELF Europa Cup
Qualifying - 1
Lap Analysis



2 Yann Zimmer Alpine **7**
 CMR

Franc Rouxel Alpine
 RACING TECHNOLOGY

Lap D	Time	Sector 1	Sector 2	Sector 3	T. Spd	Elapsed
1	9:39:03.282	9:37:14.292	1:09.044	39.946	131.5	9:39:03.282
2	1:51.046	24.852	51.685	34.509	223.6	9:40:54.328
3	1:50.058	24.263	51.419	34.376	224.0	9:42:44.386
4	1:52.050	24.120	53.593	34.337	224.5	9:44:36.436
5	1:49.423	24.050	50.951	34.422	228.3	9:46:25.859
6	1:53.798	24.345	51.312	38.141	224.5	9:48:19.657
7	1:50.394	24.114	51.274	35.006	227.8	9:50:10.051
8	2:38.562 P	32.139	1:10.402	56.021	145.9	9:52:48.613
9	5:09.465	3:22.061	1:04.016	43.388	226.4	9:57:58.078
10	1:51.178	24.186	51.806	35.186	225.4	9:59:49.256
11	2:02.195 P	24.209	51.448	46.538	226.8	10:01:51.451

Lap D	Time	Sector 1	Sector 2	Sector 3	T. Spd	Elapsed
1	9:37:41.807	9:35:54.752	1:04.075	42.980	177.6	9:37:41.807
2	1:58.498	26.628	54.553	37.317	221.7	9:39:40.305
3	1:55.124	26.049	52.642	36.433	224.0	9:41:35.429
4	1:53.779	25.454	52.094	36.231	224.5	9:43:29.208
5	1:53.588	25.281	52.273	36.034	225.0	9:45:22.796
6	2:19.087	24.999	52.065	1:02.023	225.9	9:47:41.883
7	1:55.301	26.649	52.332	36.320	226.4	9:49:37.184
8	2:30.961 P	25.881	1:06.900	58.180	189.1	9:52:08.145
9	5:38.511	4:08.701	52.629	37.181	225.9	9:57:46.656
10	1:54.102	25.226	52.468	36.408	224.5	9:59:40.758
11	1:54.046	24.777	52.550	36.719	228.3	10:01:34.804
12	2:43.006 P	32.724	1:08.471	1:01.811	121.8	10:04:17.810

4 Mathieu Blaise Alpine
 RACING TECHNOLOGY

8 Nicolas Milan Alpine
 MILAN COMPETITION

Lap D	Time	Sector 1	Sector 2	Sector 3	T. Spd	Elapsed
1	9:37:18.791	9:35:35.505	1:06.068	37.218	160.0	9:37:18.791
2	1:51.365	24.503	52.010	34.852	226.4	9:39:10.156
3	1:51.160	24.190	52.265	34.705	225.0	9:41:01.316
4	2:07.883 P	24.194	54.594	49.095	226.4	9:43:09.199
5	3:58.773	2:30.064	53.058	35.651	222.6	9:47:07.972
6	1:52.125	24.842	52.077	35.206	223.1	9:49:00.097
7	2:07.607 P	24.598	52.100	50.909	223.1	9:51:07.704

Lap D	Time	Sector 1	Sector 2	Sector 3	T. Spd	Elapsed
1	9:38:50.712	9:36:49.298	1:19.805	41.609	95.8	9:38:50.712
2	1:57.007	27.262	53.266	36.479	222.2	9:40:47.719
3	1:50.167	24.324	51.204	34.639	225.9	9:42:37.886
4	1:49.943	24.020	51.305	34.618	227.8	9:44:27.829
5	1:55.797	24.657	56.105	35.035	178.5	9:46:23.626
6	2:07.432	30.097	1:01.846	35.489	170.3	9:48:31.058
7	2:17.547 P	24.174	51.239	1:02.134	225.9	9:50:48.605
8	6:48.656	5:19.474	52.288	36.894	223.6	9:57:37.261
9	1:49.609	23.984	51.040	34.585	227.8	9:59:26.870
10	1:50.925	24.385	51.409	35.131	230.7	10:01:17.795
11	2:52.872 P	33.926	1:16.999	1:01.947	129.6	10:04:10.667

5 Stéphane Proux Alpine
 RACING TECHNOLOGY

11 Vincent Beltoise Alpine
 RACING TECHNOLOGY

Lap D	Time	Sector 1	Sector 2	Sector 3	T. Spd	Elapsed
1	9:37:30.159	9:35:37.489	1:09.641	43.029	162.6	9:37:30.159
2	2:08.385	29.181	59.653	39.551	198.5	9:39:38.544
3	2:00.176	27.259	54.957	37.960	206.1	9:41:38.720
4	1:59.272	26.419	54.659	38.194	223.1	9:43:37.992
5	1:59.620	26.496	54.046	39.078	223.1	9:45:37.612
6	2:00.471	26.802	54.696	38.973	224.0	9:47:38.083
7	1:58.366	27.893	53.122	37.351	223.6	9:49:36.449
8	2:33.491 P	25.761	1:09.016	58.714	145.5	9:52:09.940
9	5:31.016	3:57.828	55.172	38.016	206.5	9:57:40.956
10	1:57.253	26.013	53.269	37.971	223.6	9:59:38.209
11	1:56.257	26.521	52.737	36.999	224.5	10:01:34.466
12	2:39.659 P	32.508	1:07.923	59.228	147.7	10:04:14.125

Lap D	Time	Sector 1	Sector 2	Sector 3	T. Spd	Elapsed
1	9:37:18.188	9:35:34.641	1:06.024	37.523	181.2	9:37:18.188
2	1:50.999	24.711	51.570	34.718	225.0	9:39:09.187
3	1:49.693	24.081	51.212	34.400	225.9	9:40:58.880
4	1:49.566	23.915	51.030	34.621	227.8	9:42:48.446
5	1:59.373	24.336	58.751	36.286	181.8	9:44:47.819
6	2:08.460 P	24.145	58.587	45.728	227.3	9:46:56.279
7	10:27.309	8:58.088	54.123	35.098	221.3	9:57:23.588
8	1:50.702	24.233	51.725	34.744	223.6	9:59:14.290
9	1:50.444	24.364	51.394	34.686	225.4	10:01:04.734
10	2:38.184 P	30.257	1:11.272	56.655	141.7	10:03:42.918

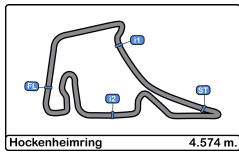
6 Antoine Miquel Alpine
 MILAN COMPETITION

14 Marc Sevestre Alpine
 AUTOSPORT GP

Lap D	Time	Sector 1	Sector 2	Sector 3	T. Spd	Elapsed
1	9:38:51.344	9:36:49.990	1:19.641	41.713	99.6	9:38:51.344
2	1:56.752	27.106	53.183	36.463	216.0	9:40:48.096
3	1:50.568	24.393	51.726	34.449	225.4	9:42:38.664
4	1:50.467	24.205	51.789	34.473	224.5	9:44:29.131
5	1:51.233	24.200	51.530	35.503	225.0	9:46:20.364

Lap D	Time	Sector 1	Sector 2	Sector 3	T. Spd	Elapsed
1	9:37:39.216	9:35:53.916	59.988	45.312	186.8	9:37:39.216
2	1:53.884	25.324	52.991	35.569	223.6	9:39:33.100
3	1:51.410	24.735	51.779	34.896	222.6	9:41:24.510
4	1:50.965	24.108	51.795	35.062	225.4	9:43:15.475
5	2:14.790 P	26.987	59.640	48.163	208.0	9:45:30.265





Hockenheimring
Alpine ELF Europa Cup
Qualifying - 1
Lap Analysis



15

Gael Castelli

Alpine 29

Mateo Herrero

Alpine

CMR

MILAN COMPETITION

Lap D	Time	Sector 1	Sector 2	Sector 3	T. Spd	Elapsed	Lap D	Time	Sector 1	Sector 2	Sector 3	T. Spd	Elapsed
1	9:38:49.734	9:37:02.091	1:05.749	41.894	171.9	9:38:49.734	1	9:37:56.885	9:35:45.446	1:30.881	40.558	119.2	9:37:56.885
2	2:07.045	31.253	1:00.384	35.408	169.5	9:40:56.779	2	2:15.181	24.290	1:14.091	36.800	134.3	9:40:12.066
3	1:49.524	24.155	50.888	34.481	225.9	9:42:46.303	3	1:49.820	24.237	51.197	34.386	223.1	9:42:01.886
4	1:49.329	23.971	50.907	34.451	225.9	9:44:35.632	4	1:49.517	23.992	51.079	34.446	224.5	9:43:51.403
5	1:49.320	24.035	50.955	34.330	225.4	9:46:24.952	5	1:49.722	23.972	51.291	34.459	225.4	9:45:41.125
6	1:53.796	24.946	53.086	35.764	218.1	9:48:18.748	6	1:51.856	24.190	51.432	36.234	229.2	9:47:32.981
7	1:49.769	24.124	50.955	34.690	224.5	9:50:08.517	7	1:53.412	24.222	51.121	38.069	226.8	9:49:26.393
8	2:38.124 P	32.637	1:09.958	55.529	152.9	9:52:46.641	8	2:25.504 P	24.206	1:04.413	56.885	162.1	9:51:51.897
9	4:49.874	3:20.346	52.631	36.897	228.8	9:57:36.515	9	5:35.945	4:09.441	51.704	34.800	226.4	9:57:27.842
10	1:49.682	24.029	50.945	34.708	229.2	9:59:26.197	10	1:50.549	24.165	51.605	34.779	226.4	9:59:18.391
11	2:03.422 P	24.624	51.753	47.045	227.8	10:01:29.619	11	1:53.701	23.995	51.263	38.443	227.3	10:01:12.092

17

Jean-Baptiste Mela

Alpine

64

Alpine

AUTOSPORT GP

Lap D	Time	Sector 1	Sector 2	Sector 3	T. Spd	Elapsed	Lap D	Time	Sector 1	Sector 2	Sector 3	T. Spd	Elapsed
1	9:37:34.709	9:35:50.769	1:00.083	43.857	188.4	9:37:34.709	1	9:38:59.598	9:37:12.782	1:07.642	39.174	128.1	9:38:59.598
2	1:52.960	24.746	53.618	34.596	225.0	9:39:27.669	2	1:50.099	24.280	51.214	34.605	224.0	9:40:49.697
3	1:49.250	24.024	50.992	34.234	228.3	9:41:16.919	3	1:49.291	24.051	51.096	34.144	225.9	9:42:38.988
4	1:59.507	23.957	56.713	38.837	225.9	9:43:16.426	4	2:16.179	28.360	1:10.766	37.053	188.8	9:44:55.167
5	1:49.605	24.244	50.939	34.422	227.3	9:45:06.031	5	1:49.274	23.896	50.968	34.410	224.0	9:46:44.441
6	2:43.088 P	28.025	1:11.079	1:03.984	113.6	9:47:49.119	6	2:02.113	27.269	57.983	36.861	143.6	9:48:46.554
7	2:06.271 P	23.770	51.220	51.281	224.0	9:50:52.825	7	2:06.271 P	23.770	51.220	51.281	224.0	9:50:52.825
8	6:33.236	5:06.836	51.713	34.687	222.2	9:57:26.061	8	6:33.236	5:06.836	51.713	34.687	222.2	9:57:26.061
9	1:50.387	24.479	51.282	34.626	223.1	9:59:16.448	9	1:50.387	24.479	51.282	34.626	223.1	9:59:16.448
10	2:07.369 P	24.004	50.974	52.391	226.4	10:01:23.817	10	2:07.369 P	24.004	50.974	52.391	226.4	10:01:23.817

18

Pierre Macchi

Alpine

69

Alpine

AUTOSPORT GP

AUTOSPORT GP-PATRICK ROGER

Lap D	Time	Sector 1	Sector 2	Sector 3	T. Spd	Elapsed	Lap D	Time	Sector 1	Sector 2	Sector 3	T. Spd	Elapsed
1	9:37:43.974	9:35:57.011	1:04.557	42.406	143.4	9:37:43.974	1	9:37:36.412	9:35:47.934	1:04.545	43.933	183.9	9:37:36.412
2	1:59.201	26.477	54.795	37.929	223.1	9:39:43.175	2	1:50.029	24.222	51.171	34.636	228.3	9:39:26.441
3	1:56.793	25.737	54.188	36.868	222.6	9:41:39.968	3	1:49.987	24.046	51.415	34.526	224.5	9:41:16.428
4	1:55.505	25.612	53.194	36.699	224.0	9:43:35.473	4	2:08.982 P	27.189	55.500	46.293	200.3	9:43:25.410
5	1:54.888	25.363	52.975	36.550	224.5	9:45:30.361	5	3:12.028	1:36.421	53.895	41.712	228.3	9:46:37.438
6	1:55.799	25.319	53.107	37.373	223.6	9:47:26.160	6	1:49.900	24.207	51.094	34.599	226.4	9:48:27.338
7	2:03.355	29.328	56.278	37.749	219.5	9:49:29.515	7	2:00.332 P	24.131	51.084	45.117	226.4	9:50:27.670
8	2:24.463 P	25.273	1:01.402	57.788	222.2	9:51:53.978	8	7:24.399	5:43.572	56.123	44.704	227.3	9:57:52.069
9	6:00.213	4:20.534	1:00.239	39.440	217.7	9:57:54.191	9	1:50.087	24.107	51.138	34.842	225.4	9:59:42.156
10	1:54.837	25.200	52.755	36.882	225.9	9:59:49.028	10	2:13.015 P	26.575	1:01.297	45.143	194.2	10:01:55.171
11	1:56.221	27.213	52.652	36.356	226.4	10:01:45.249							
12	2:37.588 P	29.792	1:02.407	1:05.389	166.6	10:04:22.837							

21

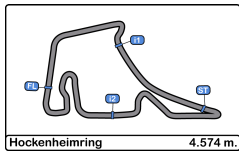
Marc Guillot

Alpine

MILAN COMPETITION

Lap D	Time	Sector 1	Sector 2	Sector 3	T. Spd	Elapsed	Lap D	Time	Sector 1	Sector 2	Sector 3	T. Spd	Elapsed
1	9:38:50.416	9:36:48.689	1:19.873	41.854	89.3	9:38:50.416							
2	1:57.091	27.298	53.141	36.652	223.1	9:40:47.507							
3	1:49.827	24.122	50.942	34.763	226.4	9:42:37.334							
4	1:51.399	24.154	52.224	35.021	225.9	9:44:28.733							
5	1:49.839	24.096	50.844	34.899	228.8	9:46:18.572							
6	1:56.892	24.251	51.069	41.572	226.8	9:48:15.464							
7	2:34.387 P	34.472	1:07.154	52.761	151.6	9:50:49.851							
8	6:44.294	5:15.698	52.995	35.601	225.9	9:57:34.145							
9	1:59.186	24.260	59.362	35.564	196.7	9:59:33.331							
10	1:50.249	24.180	51.062	35.007	227.8	10:01:23.580							
11	2:48.927 P	32.718	1:15.460	1:00.749	117.7	10:04:12.507							





Hockenheimring
Alpine ELF Europa Cup
Qualifying - 1
Lap Analysis



74

Julien Neveu

Alpine

AUTOSPORT GP

Lap	D	Time	Sector 1	Sector 2	Sector 3	T. Spd	Elapsed
1		9:37:37.997	9:35:53.030	1:00.214	44.753	200.3	9:37:37.997
2		1:52.865	25.262	52.411	35.192	225.0	9:39:30.862
3		1:51.087	24.740	51.675	<u>34.672</u>	222.6	9:41:21.949
4		<u>1:50.489</u>	24.373	51.441	34.675	224.0	9:43:12.438
5		1:55.120	<u>24.230</u>	51.503	39.387	222.2	9:45:07.558
6		1:50.890	24.411	51.542	34.937	222.2	9:46:58.448
7		1:50.786	24.363	<u>51.435</u>	34.988	222.6	9:48:49.234
8		2:10.661 P	24.561	53.276	52.824	223.1	9:50:59.895
9		6:34.806	5:06.489	52.699	35.618	224.5	9:57:34.701
10		1:51.361	24.560	51.662	35.139	222.2	9:59:26.062
11		1:52.369	24.946	52.226	35.197	230.2	10:01:18.431
12		2:38.932 P	33.837	1:04.022	1:01.073	169.0	10:03:57.363

110

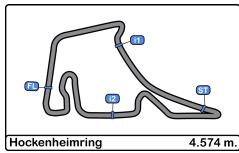
Abbie Eaton

Alpine

RACING TECHNOLOGY

Lap	D	Time	Sector 1	Sector 2	Sector 3	T. Spd	Elapsed
1		9:37:19.874	9:35:36.846	1:05.171	37.857	161.9	9:37:19.874
2		1:50.968	24.621	51.545	34.802	227.8	9:39:10.842
3		1:49.755	24.100	51.234	<u>34.421</u>	230.2	9:41:00.597
4		<u>1:49.476</u>	<u>23.950</u>	<u>50.950</u>	34.576	227.3	9:42:50.073
5		1:50.089	24.105	51.336	34.648	227.3	9:44:40.162
6		1:50.302	24.137	51.383	34.782	228.3	9:46:30.464
7		1:50.597	24.502	51.219	34.876	227.3	9:48:21.061
8			24.184	51.401		227.3	



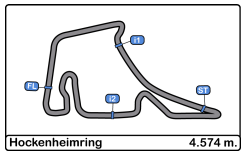


Hockenheimring
Alpine ELF Europa Cup
Qualifying - 1
Best Sectors Results



Sector - 1				Sector - 2				Sector - 3				Ideal Lap vs Best Lap			
Clas	Nº	Driver	Time	Nº	Driver	Time	Nº	Driver	Time	Clas	Nº	Driver	Ideal Lap	Best Lap	Clas
1	64	Mike Parisy	23.770	21	Marc Guillot	50.844	64	Mike Parisy	34.144	1	64	Mike Parisy	1:48.882	1:49.274	2
2	11	Vincent Beltoise	23.915	15	Gael Castelli	50.888	17	Jean-Baptiste Mela	34.234	2	17	Jean-Baptiste Mela	1:49.130	1:49.250	1
3	11	Abbie Eaton	23.950	17	Jean-Baptiste Mela	50.939	15	Gael Castelli	34.330	3	15	Gael Castelli	1:49.189	1:49.320	3
4	17	Jean-Baptiste Mela	23.957	110	Abbie Eaton	50.950	2	Yann Zimmer	34.337	4	110	Abbie Eaton	1:49.321	1:49.476	5
5	15	Gael Castelli	23.971	2	Yann Zimmer	50.951	29	Mateo Herrero	34.386	5	2	Yann Zimmer	1:49.338	1:49.423	4
6	29	Mateo Herrero	23.972	64	Mike Parisy	50.968	11	Vincent Beltoise	34.400	6	11	Vincent Beltoise	1:49.345	1:49.693	7
7	8	Nicolas Milan	23.984	11	Vincent Beltoise	51.030	110	Abbie Eaton	34.421	7	29	Mateo Herrero	1:49.437	1:49.517	6
8	69	Laurent Hurgon	24.046	8	Nicolas Milan	51.040	6	Antoine Miquel	34.449	8	8	Nicolas Milan	1:49.609	1:49.943	10
9	2	Yann Zimmer	24.050	29	Mateo Herrero	51.079	69	Laurent Hurgon	34.526	9	69	Laurent Hurgon	1:49.656	1:49.900	9
10	21	Marc Guillot	24.096	69	Laurent Hurgon	51.084	8	Nicolas Milan	34.585	10	21	Marc Guillot	1:49.703	1:49.827	8
11	14	Marc Sevestre	24.108	74	Julien Neveu	51.435	74	Julien Neveu	34.672	11	6	Antoine Miquel	1:50.179	1:50.467	11
12	4	Mathieu Blaise	24.190	6	Antoine Miquel	51.530	4	Mathieu Blaise	34.705	12	74	Julien Neveu	1:50.337	1:50.489	12
13	6	Antoine Miquel	24.200	14	Marc Sevestre	51.779	21	Marc Guillot	34.763	13	14	Marc Sevestre	1:50.783	1:50.965	13
14	74	Julien Neveu	24.230	4	Mathieu Blaise	52.010	14	Marc Sevestre	34.896	14	4	Mathieu Blaise	1:50.905	1:51.160	14
15	7	Franc Rouxel	24.777	7	Franc Rouxel	52.065	7	Franc Rouxel	36.034	15	7	Franc Rouxel	1:52.876	1:53.588	15
16	18	Pierre Macchi	25.200	18	Pierre Macchi	52.652	18	Pierre Macchi	36.356	16	18	Pierre Macchi	1:54.208	1:54.888	16
17	5	Stéphane Proux	25.761	5	Stéphane Proux	52.737	5	Stéphane Proux	36.999	17	5	Stéphane Proux	1:55.497	1:57.253	17



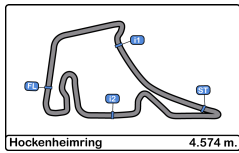


Hockenheimring
Alpine ELF Europa Cup
Qualifying - 1
Best 5 Lap Times



Cls	N°	Driver	Nat	Team	Level	Category	Best 1		Best 2		Best 3		Best 4		Best 5	
							Time	Lap	Time	Lap	Time	Lap	Time	Lap	Time	Lap
1	17	Jean-Baptiste Mela	FRA	AUTOSPORT GP	Inter C	Junior	1:49.250	3	1:49.605	5	1:52.960	2	1:59.507	4	2:43.088	6
2	64	Mike Parisy	FRA	CMR	Inter C		1:49.274	5	1:49.291	3	1:50.099	2	1:50.387	9	2:02.113	6
3	15	Gael Castelli	FRA	CMR	Inter C		1:49.320	5	1:49.329	4	1:49.524	3	1:49.682	10	1:53.796	6
4	2	Yann Zimmer	SUI	CMR	Inter C		1:49.423	5	1:50.058	3	1:51.046	2	1:51.178	10	1:52.050	4
5	110	Abbie Eaton	GBR	RACING TECHNOLOGY			1:49.476	4	1:49.755	3	1:50.089	5	1:50.302	6	1:50.597	7
6	29	Mateo Herrero	FRA	MILAN COMPETITION	Inter C	Junior	1:49.517	4	1:49.722	5	1:49.820	3	1:50.549	10	1:51.856	6
7	11	Vincent Beltoise	FRA	RACING TECHNOLOGY	Inter C		1:49.693	3	1:50.444	9	1:50.702	8	1:50.999	2	1:59.373	5
8	21	Marc Guillot	FRA	MILAN COMPETITION	Inter C		1:49.827	3	1:49.839	5	1:50.249	10	1:51.399	4	1:56.892	6
9	69	Laurent Hurgon	FRA	AUTOSPORT GP-PATRICK BOFFA	Inter C		1:49.900	6	1:50.029	2	1:50.087	9	2:08.982	4	2:13.015	10
10	8	Nicolas Milan	FRA	MILAN COMPETITION	Inter C		1:49.943	4	1:50.167	3	1:50.925	10	1:55.797	5	1:57.007	2
11	6	Antoine Miquel	FRA	MILAN COMPETITION	Inter C	Junior	1:50.467	4	1:50.568	3	1:51.233	5	1:56.752	2		
12	74	Julien Neveu	FRA	AUTOSPORT GP	Inter C		1:50.489	4	1:50.786	7	1:50.890	6	1:51.361	10	1:52.369	11
13	14	Marc Sevestre	FRA	AUTOSPORT GP	Inter C	Gentleman	1:50.965	4	1:51.410	3	1:53.884	2	2:14.790	5		
14	4	Mathieu Blaise	FRA	RACING TECHNOLOGY	Inter D	Gentleman	1:51.160	3	1:51.365	2	1:52.125	6	2:07.607	7	2:07.883	4
15	7	Franc Rouxel	FRA	RACING TECHNOLOGY	Inter D	Gentleman	1:53.588	5	1:53.779	4	1:54.046	11	1:54.102	10	1:55.124	3
16	18	Pierre Macchi	FRA	AUTOSPORT GP	Inter D	Gentleman	1:54.888	5	1:55.505	4	1:55.799	6	1:56.221	11	1:56.793	3
17	5	Stéphane Proux	FRA	RACING TECHNOLOGY	Inter D	Gentleman	1:57.253	10	1:58.366	7	1:59.272	4	1:59.620	5	2:00.176	3



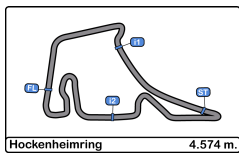


Hockenheimring
Alpine ELF Europa Cup
Qualifying - 1
Fastest Laps Sequence



Lap	Time of Day	Session Time	N°	Driver	Nat	Team	Level	Category	Time	Km/h
2	9:39:09.187	4:09.187	11	Vincent Beltoise	FRA	RACING TECHNOLOGY	Inter C		1:50.999	148.3
2	9:39:10.842	4:10.842	110	Abbie Eaton	GBR	RACING TECHNOLOGY			1:50.968	148.3
2	9:39:26.441	4:26.441	69	Laurent Hurgon	FRA	AUTOSPORT GP-PATRICK ROGER	Inter C		1:50.029	149.6
3	9:40:58.880	5:58.880	11	Vincent Beltoise	FRA	RACING TECHNOLOGY	Inter C		1:49.693	150.1
3	9:41:16.919	6:16.919	17	Jean-Baptiste Mela	FRA	AUTOSPORT GP	Inter C	Junior	1:49.250	150.7





Hockenheimring
Alpine ELF Europa Cup
Qualifying - 1
Pit Stop Analysis



2 Yann Zimmer CMR
 Alpine

Nr.	In Day Time	In Time	Out Time	Pit Time	T. Pit Time	Handicap	Penalty
1	9:52:43.554	9:52:43.554	9:55:47.085	3:03.531	3:03.531		

4 Mathieu Blaise Gentleman RACING TECHNOLOGY
 Alpine

Nr.	In Day Time	In Time	Out Time	Pit Time	T. Pit Time	Handicap	Penalty
1	9:43:05.676	9:43:05.676	9:45:16.717	2:11.041	2:11.041		

5 Stéphane Proux Gentleman RACING TECHNOLOGY
 Alpine

Nr.	In Day Time	In Time	Out Time	Pit Time	T. Pit Time	Handicap	Penalty
1	9:52:05.172	9:52:05.172	9:55:39.839	3:34.667	3:34.667		

7 Franc Rouxel Gentleman RACING TECHNOLOGY
 Alpine

Nr.	In Day Time	In Time	Out Time	Pit Time	T. Pit Time	Handicap	Penalty
1	9:52:03.835	9:52:03.835	9:55:54.127	3:50.292	3:50.292		

8 Nicolas Milan MILAN COMPETITION
 Alpine

Nr.	In Day Time	In Time	Out Time	Pit Time	T. Pit Time	Handicap	Penalty
1	9:50:43.230	9:50:43.230	9:55:43.635	5:00.405	5:00.405		

11 Vincent Beltoise RACING TECHNOLOGY
 Alpine

Nr.	In Day Time	In Time	Out Time	Pit Time	T. Pit Time	Handicap	Penalty
1	9:46:52.738	9:46:52.738	9:55:28.955	8:36.217	8:36.217		

15 Gael Castelli CMR
 Alpine

Nr.	In Day Time	In Time	Out Time	Pit Time	T. Pit Time	Handicap	Penalty
1	9:52:41.880	9:52:41.880	9:55:42.509	3:00.629	3:00.629		

18 Pierre Macchi Gentleman AUTOSPORT GP
 Alpine

Nr.	In Day Time	In Time	Out Time	Pit Time	T. Pit Time	Handicap	Penalty
1	9:51:49.332	9:51:49.332	9:55:49.554	4:00.222	4:00.222		

21 Marc Guillot MILAN COMPETITION
 Alpine

Nr.	In Day Time	In Time	Out Time	Pit Time	T. Pit Time	Handicap	Penalty
1	9:50:44.669	9:50:44.669	9:55:38.860	4:54.191	4:54.191		

29 Mateo Herrero Junior MILAN COMPETITION
 Alpine

Nr.	In Day Time	In Time	Out Time	Pit Time	T. Pit Time	Handicap	Penalty
1	9:51:47.780	9:51:47.780	9:55:36.590	3:48.810	3:48.810		

64 Mike Parisy CMR
 Alpine

Nr.	In Day Time	In Time	Out Time	Pit Time	T. Pit Time	Handicap	Penalty
1	9:50:48.060	9:50:48.060	9:55:34.781	4:46.721	4:46.721		

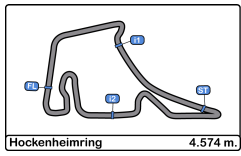
69 Laurent Hurgon AUTOSPORT GP-PATRICK ROGER
 Alpine

Nr.	In Day Time	In Time	Out Time	Pit Time	T. Pit Time	Handicap	Penalty
1	9:43:21.792	9:43:21.792	9:44:34.234	1:12.442	1:12.442		
2	9:50:23.377	9:50:23.377	9:55:45.644	5:22.267	6:34.709		

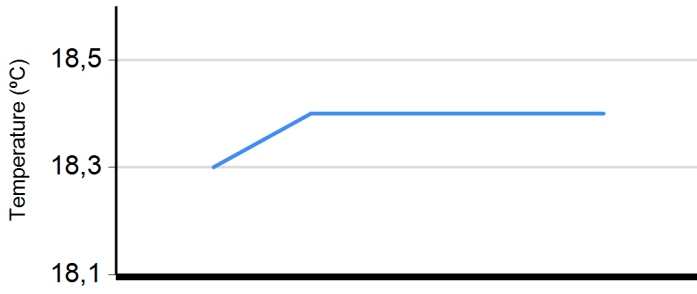
74 Julien Neveu AUTOSPORT GP
 Alpine

Nr.	In Day Time	In Time	Out Time	Pit Time	T. Pit Time	Handicap	Penalty
1	9:50:56.357	9:50:56.357	9:55:40.948	4:44.591	4:44.591		

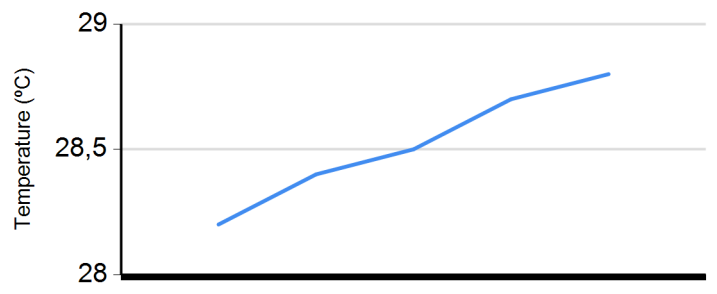




Air Temperature




Track Temperature




Session Time

Humidity



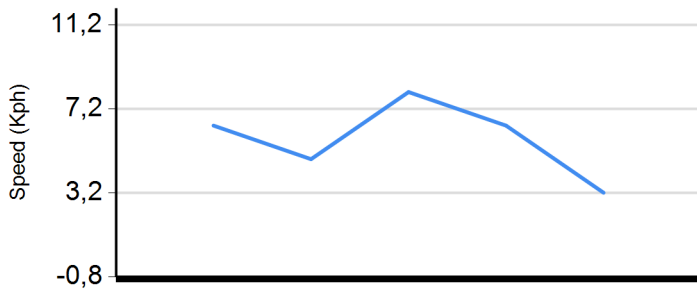
Session Time

Pressure



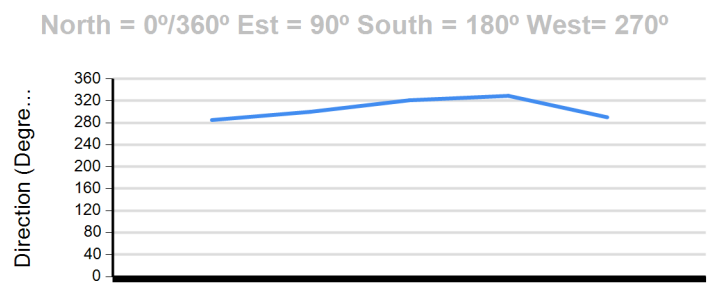
Session Time

Wind Speed



Session Time

Wind direction



Session Time

Session Time