

Hockenheimring
Alpine ELF Europa Cup
Race - 1



Provisional Results

Cls	N°	Driver	Nat	Team	Level	Category	Laps	Total Time	Gap	Interval	Km/h	Best	Time	Km/h
1	17	Jean-Baptiste Mela	FRA	AUTOSPORT GP	Inter C	Junior	15	27:44.594			148.3	4	1:49.793	149.9
2	15	Gael Castelli	FRA	CMR	Inter C		15	27:44.959	0.365	0.365	148.3	4	1:49.809	149.9
3	21	Marc Guillot	FRA	MILAN COMPETITION	Inter C		15	27:53.418	8.824	8.459	147.5	5	1:50.293	149.2
4	2	Yann Zimmer	SUI	CMR	Inter C		15	27:53.817	9.223	0.399	147.5	3	1:50.194	149.4
5	8	Nicolas Milan	FRA	MILAN COMPETITION	Inter C		15	27:56.924	12.330	3.107	147.2	5	1:50.503	149.0
6	64	Mike Parisy	FRA	CMR	Inter C		15	28:01.638	17.044	4.714	146.8	5	1:50.086	149.5
7	6	Antoine Miquel	FRA	MILAN COMPETITION	Inter C	Junior	15	28:05.987	21.393	4.349	146.4	7	1:51.093	148.2
8	69	Laurent Hurgon	FRA	AUTOSPORT GP-PATRICK ROGER	Inter C		15	28:07.890	23.296	1.903	146.3	8	1:50.357	149.2
9	110	Abbie Eaton	GBR	RACING TECHNOLOGY			15	28:11.649	27.055	3.759	146.0	6	1:51.345	147.8
10	74	Julien Neveu	FRA	AUTOSPORT GP	Inter C		15	28:12.084	27.490	0.435	145.9	4	1:51.232	148.0
11	4	Mathieu Blaise	FRA	RACING TECHNOLOGY	Inter D	Gentleman	15	28:17.101	32.507	5.017	145.5	5	1:51.605	147.5
12	14	Marc Sevestre	FRA	AUTOSPORT GP	Inter C	Gentleman	15	28:20.751	36.157	3.650	145.2	11	1:51.845	147.2
13	18	Pierre Macchi	FRA	AUTOSPORT GP	Inter D	Gentleman	15	28:51.857	1:07.263	31.106	142.6	12	1:53.404	145.2
14	5	Stéphane Proux	FRA	RACING TECHNOLOGY	Inter D	Gentleman	15	29:19.830	1:35.236	27.973	140.3	8	1:55.308	142.8
Not classified: (Requirements: 75% of number laps of leader = 12 Laps)														
	7	Franc Rouxel	FRA	RACING TECHNOLOGY	Inter D	Gentleman	6	12:38.059	9 Laps	9 Laps	130.3	5	1:56.355	141.5
	29	Mateo Herrero	FRA	MILAN COMPETITION	Inter C	Junior	4	8:04.625	11 Laps	2 Laps	135.9	2	1:52.965	145.7
	11	Vincent Beltoise	FRA	RACING TECHNOLOGY	Inter C		4	8:13.492	11 Laps	8.867	133.4	2	1:52.806	145.9

Fastest lap Jean-Baptiste Mela in 1:49.793 at 150.0 Km/h in lap 4

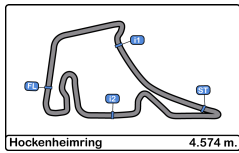
CAR 64 TEN SECONDS TIME PENALTY

Published at:.....

Track Temp: **38.9 °C** Air Temp: **21.6 °C** Humidity: **49 %** Track Status: **DRY**

Stewards:	Race Director:	Timekeeper:
------------------	-----------------------	------------------------





Hockenheimring
Alpine ELF Europa Cup
Race - 1
Provisional Results by Class



Cl	N°	Driver	Nat	Team	Level	Category	Laps	Total Time	Gap	Interval	Km/h	Best	Time	Km/h
1	110	Abbie Eaton	GBR	RACING TECHNOLOGY			15	28:11.649			146.0	6	1:51.345	147.8
Inter C														
1	17	Jean-Baptiste Mela	FRA	AUTOSPORT GP	Inter C	Junior	15	27:44.594			148.3	4	1:49.793	149.9
2	15	Gael Castelli	FRA	CMR	Inter C		15	27:44.959	0.365	0.365	148.3	4	1:49.809	149.9
3	21	Marc Guillot	FRA	MILAN COMPETITION	Inter C		15	27:53.418	8.824	8.459	147.5	5	1:50.293	149.2
4	2	Yann Zimmer	SUI	CMR	Inter C		15	27:53.817	9.223	0.399	147.5	3	1:50.194	149.4
5	8	Nicolas Milan	FRA	MILAN COMPETITION	Inter C		15	27:56.924	12.330	3.107	147.2	5	1:50.503	149.0
6	64	Mike Parisy	FRA	CMR	Inter C		15	28:01.638	17.044	4.714	146.8	5	1:50.086	149.5
7	6	Antoine Miquel	FRA	MILAN COMPETITION	Inter C	Junior	15	28:05.987	21.393	4.349	146.4	7	1:51.093	148.2
8	69	Laurent Hurgon	FRA	AUTOSPORT GP-PATRICK ROGER	Inter C		15	28:07.890	23.296	1.903	146.3	8	1:50.357	149.2
9	74	Julien Neveu	FRA	AUTOSPORT GP	Inter C		15	28:12.084	27.490	4.194	145.9	4	1:51.232	148.0
10	14	Marc Sevestre	FRA	AUTOSPORT GP	Inter C	Gentleman	15	28:20.751	36.157	8.667	145.2	11	1:51.845	147.2
Not classified: (Requirements: 75% of number laps of leader = 12 Laps)														
29	Mateo Herrero	FRA	MILAN COMPETITION	Inter C	Junior		4	8:04.625	11 Laps	11 Laps	135.9	2	1:52.965	145.7
11	Vincent Beltoise	FRA	RACING TECHNOLOGY	Inter C			4	8:13.492	11 Laps		133.4	2	1:52.806	145.9
Inter D														
1	4	Mathieu Blaise	FRA	RACING TECHNOLOGY	Inter D	Gentleman	15	28:17.101			145.5	5	1:51.605	147.5
2	18	Pierre Macchi	FRA	AUTOSPORT GP	Inter D	Gentleman	15	28:51.857	1:07.263	34.756	142.6	12	1:53.404	145.2
3	5	Stéphane Proux	FRA	RACING TECHNOLOGY	Inter D	Gentleman	15	29:19.830	1:35.236	27.973	140.3	8	1:55.308	142.8
Not classified: (Requirements: 75% of number laps of leader = 12 Laps)														
7	Franc Rouxel	FRA	RACING TECHNOLOGY	Inter D	Gentleman		6	12:38.059	9 Laps	9 Laps	130.3	5	1:56.355	141.5

Fastest lap Jean-Baptiste Mela in 1:49.793 at 150.0 Km/h in lap 4

Published at:.....

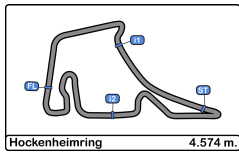
Track Temp: **38.9 °C** Air Temp: **21.6 °C** Humidity: **49 %** Track Status: **DRY**

Stewards:

Race Director:

Timekeeper:





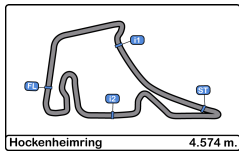
Hockenheimring
Alpine ELF Europa Cup
Race - 1



Provisional Classification by Driver Fastest Lap

Cls	N°	Driver	Nat	Team	Level	Category	Laps	Best	Time	Gap	Interval	Km/h
1	17	Jean-Baptiste Mela	FRA	AUTOSPORT GP	Inter C	Junior	15	4	1:49.793			149.9
2	15	Gael Castelli	FRA	CMR	Inter C		15	4	1:49.809	0.016	0.016	149.9
3	64	Mike Parisy	FRA	CMR	Inter C		15	5	1:50.086	0.293	0.277	149.5
4	2	Yann Zimmer	SUI	CMR	Inter C		15	3	1:50.194	0.401	0.108	149.4
5	21	Marc Guillot	FRA	MILAN COMPETITION	Inter C		15	5	1:50.293	0.500	0.099	149.2
6	69	Laurent Hurgon	FRA	AUTOSPORT GP-PATRICK ROGER	Inter C		15	8	1:50.357	0.564	0.064	149.2
7	8	Nicolas Milan	FRA	MILAN COMPETITION	Inter C		15	5	1:50.503	0.710	0.146	149.0
8	6	Antoine Miquel	FRA	MILAN COMPETITION	Inter C	Junior	15	7	1:51.093	1.300	0.590	148.2
9	74	Julien Neveu	FRA	AUTOSPORT GP	Inter C		15	4	1:51.232	1.439	0.139	148.0
10	110	Abbie Eaton	GBR	RACING TECHNOLOGY			15	6	1:51.345	1.552	0.113	147.8
11	4	Mathieu Blaise	FRA	RACING TECHNOLOGY	Inter D	Gentleman	15	5	1:51.605	1.812	0.260	147.5
12	14	Marc Sevestre	FRA	AUTOSPORT GP	Inter C	Gentleman	15	11	1:51.845	2.052	0.240	147.2
13	11	Vincent Beltoise	FRA	RACING TECHNOLOGY	Inter C		4	2	1:52.806	3.013	0.961	145.9
14	29	Mateo Herrero	FRA	MILAN COMPETITION	Inter C	Junior	4	2	1:52.965	3.172	0.159	145.7
15	18	Pierre Macchi	FRA	AUTOSPORT GP	Inter D	Gentleman	15	12	1:53.404	3.611	0.439	145.2
16	5	Stéphane Proux	FRA	RACING TECHNOLOGY	Inter D	Gentleman	15	8	1:55.308	5.515	1.904	142.8
17	7	Franc Rouxel	FRA	RACING TECHNOLOGY	Inter D	Gentleman	6	5	1:56.355	6.562	1.047	141.5





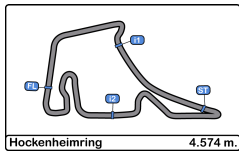
Hockenheimring
Alpine ELF Europa Cup
Race - 1



Distance and Speed Average

Cls	N°	Driver	Nat	Team	Level	Category	Laps	Distance	Total Time	Km/h
1	17	Jean-Baptiste Mela	FRA	AUTOSPORT GP	Inter C	Junior	15	68.61	27:44.594	148.3
2	15	Gael Castelli	FRA	CMR	Inter C		15	68.61	27:44.959	148.3
3	21	Marc Guillot	FRA	MILAN COMPETITION	Inter C		15	68.61	27:53.418	147.5
4	2	Yann Zimmer	SUI	CMR	Inter C		15	68.61	27:53.817	147.5
5	8	Nicolas Milan	FRA	MILAN COMPETITION	Inter C		15	68.61	27:56.924	147.2
6	64	Mike Parisy	FRA	CMR	Inter C		15	68.61	28:01.638	146.8
7	6	Antoine Miquel	FRA	MILAN COMPETITION	Inter C	Junior	15	68.61	28:05.987	146.4
8	69	Laurent Hurgon	FRA	AUTOSPORT GP-PATRICK ROGER	Inter C		15	68.61	28:07.890	146.3
9	110	Abbie Eaton	GBR	RACING TECHNOLOGY			15	68.61	28:11.649	146.0
10	74	Julien Neveu	FRA	AUTOSPORT GP	Inter C		15	68.61	28:12.084	145.9
11	4	Mathieu Blaise	FRA	RACING TECHNOLOGY	Inter D	Gentleman	15	68.61	28:17.101	145.5
12	14	Marc Sevestre	FRA	AUTOSPORT GP	Inter C	Gentleman	15	68.61	28:20.751	145.2
13	18	Pierre Macchi	FRA	AUTOSPORT GP	Inter D	Gentleman	15	68.61	28:51.857	142.6
14	5	Stéphane Proux	FRA	RACING TECHNOLOGY	Inter D	Gentleman	15	68.61	29:19.830	140.3
Not classified: (Requirements: 75% of number laps of leader = 12 Laps)										
	7	Franc Rouxel	FRA	RACING TECHNOLOGY	Inter D	Gentleman	6	27.44	12:38.059	130.3
	29	Mateo Herrero	FRA	MILAN COMPETITION	Inter C	Junior	4	18.29	8:04.625	135.9
	11	Vincent Beltoise	FRA	RACING TECHNOLOGY	Inter C		4	18.29	8:13.492	133.4





Hockenheimring
Alpine ELF Europa Cup
Race - 1
Lap Analysis



2 Yann Zimmer Alpine **6** Antoine Miquel Alpine
 CMR MILAN COMPETITION

Lap D	Time	Sector 1	Sector 2	Sector 3	T. Spd	Elapsed	Lap D	Time	Sector 1	Sector 2	Sector 3	T. Spd	Elapsed
1	1:58.527	30.036	53.159	35.332		1:58.527	1	2:02.024	32.061	53.959	36.004		2:02.024
2	1:51.135	24.455	51.808	34.872		3:49.662	2	1:51.857	24.414	52.165	35.278		3:53.881
3	1:50.194	24.101	51.399	34.694		5:39.856	3	1:53.052	24.445	52.746	35.861		5:46.933
4	1:50.257	24.231	51.343	34.683		7:30.113	4	1:51.262	24.405	51.819	35.038		7:38.195
5	1:50.401	24.175	51.390	34.836		9:20.514	5	1:51.428	24.328	52.032	35.068		9:29.623
6	1:50.420	24.166	51.396	34.858		11:10.934	6	1:51.840	24.264	52.289	35.287		11:21.463
7	1:50.658	24.251	51.577	34.830		13:01.592	7	1:51.093	24.293	51.918	34.882		13:12.556
8	1:50.979	24.311	51.850	34.818		14:52.571	8	1:51.127	24.264	52.082	34.781		15:03.683
9	1:51.098	24.332	51.585	35.181		16:43.669	9	1:51.112	24.237	51.771	35.104		16:54.795
10	1:51.126	24.338	51.693	35.095		18:34.795	10	1:52.379	24.728	52.511	35.140		18:47.174
11	1:51.341	24.427	51.662	35.252		20:26.136	11	1:51.620	24.403	52.140	35.077		20:38.794
12	1:51.511	24.551	51.708	35.252		22:17.647	12	1:51.976	24.684	52.142	35.150		22:30.770
13	1:51.469	24.523	51.786	35.160		24:09.116	13	1:51.618	24.428	52.090	35.100		24:22.388
14	1:51.849	24.469	52.143	35.237		26:00.965	14	1:51.593	24.517	51.952	35.124		26:13.981
15	1:52.852	24.366	52.602	35.884		27:53.817	15	1:52.006	24.555	52.180	35.271		28:05.987

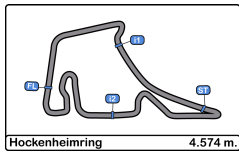
4 Mathieu Blaise Alpine **7** Franc Rouxel Alpine
 RACING TECHNOLOGY RACING TECHNOLOGY

Lap D	Time	Sector 1	Sector 2	Sector 3	T. Spd	Elapsed	Lap D	Time	Sector 1	Sector 2	Sector 3	T. Spd	Elapsed
1	2:02.654	32.473	54.126	36.055		2:02.654	1	2:15.507	42.557	54.750	38.200		2:15.507
2	1:52.203	24.595	52.329	35.279		3:54.857	2	1:58.089	26.575	53.798	37.716		4:13.596
3	1:53.272	24.657	52.738	35.877		5:48.129	3	1:56.773	26.305	53.107	37.361		6:10.369
4	1:52.585	25.100	52.269	35.216		7:40.714	4	1:57.080	25.684	53.458	37.938		8:07.449
5	1:51.605	24.411	51.933	35.261		9:32.319	5	1:56.355	25.652	53.327	37.376		10:03.804
6	1:52.385	24.596	52.167	35.622		11:24.704	6	2:34.255 P	25.745	1:07.106	1:01.404		12:38.059
7	1:53.197	25.070	52.604	35.523		13:17.901	8 Nicolas Milan Alpine						
8	1:51.964	24.468	52.178	35.318		15:09.865	MILAN COMPETITION						
9	1:52.201	24.587	52.148	35.466		17:02.066	Lap D	Time	Sector 1	Sector 2	Sector 3	T. Spd	Elapsed
10	1:52.078	24.539	51.787	35.752		18:54.144	1	2:00.541	31.650	53.421	35.470		2:00.541
11	1:52.601	24.795	52.358	35.448		20:46.745	2	1:51.842	24.653	51.825	35.364		3:52.383
12	1:51.932	24.393	52.019	35.520		22:38.677	3	1:51.261	24.501	51.658	35.102		5:43.644
13	1:52.320	24.828	52.023	35.469		24:30.997	4	1:50.944	24.350	51.707	34.887		7:34.588
14	1:52.527	24.758	52.129	35.640		26:23.524	5	1:50.503	24.207	51.578	34.718		9:25.091
15	1:53.577	24.838	52.512	36.227		28:17.101	6	1:50.751	24.288	51.683	34.780		11:15.842
							7	1:50.537	24.146	51.539	34.852		13:06.379
							8	1:50.693	24.253	51.589	34.851		14:57.072
							9	1:50.885	24.349	51.672	34.864		16:47.957
							10	1:50.710	24.234	51.567	34.909		18:38.667
							11	1:50.990	24.428	51.605	34.957		20:29.657
							12	1:51.246	24.376	51.771	35.099		22:20.903
							13	1:51.529	24.475	51.998	35.056		24:12.432
							14	1:52.061	24.541	52.168	35.352		26:04.493
							15	1:52.431	24.788	52.250	35.393		27:56.924

5 Stéphane Proux Alpine
 RACING TECHNOLOGY

Lap D	Time	Sector 1	Sector 2	Sector 3	T. Spd	Elapsed	Lap D	Time	Sector 1	Sector 2	Sector 3	T. Spd	Elapsed
1	2:08.305	34.584	55.058	38.663		2:08.305	11 Vincent Beltoise Alpine						
2	1:58.260	26.316	53.581	38.363		4:06.565	RACING TECHNOLOGY						
3	1:57.642	26.425	53.527	37.690		6:04.207	Lap D	Time	Sector 1	Sector 2	Sector 3	T. Spd	Elapsed
4	1:57.815	26.684	53.138	37.993		8:02.022	1	2:01.420	32.499	52.996	35.925		2:01.420
5	1:56.615	26.369	52.829	37.417		9:58.637	2	1:52.806	24.727	52.353	35.726		3:54.226
6	1:56.383	26.427	52.866	37.090		11:55.020	3	1:53.079	24.597	52.735	35.747		5:47.305
7	1:55.604	25.795	52.488	37.321		13:50.624	4	2:26.187 P	24.671	1:10.200	51.316		8:13.492
8	1:55.308	25.677	52.435	37.196		15:45.932							
9	1:55.475	26.038	52.340	37.097		17:41.407							
10	1:56.600	25.912	53.245	37.443		19:38.007							
11	1:55.811	26.032	52.593	37.186		21:33.818							
12	1:56.173	26.128	52.956	37.089		23:29.991							
13	1:57.023	26.709	52.754	37.560		25:27.014							
14	1:56.388	25.652	53.220	37.516		27:23.402							
15	1:56.428	25.943	53.185	37.300		29:19.830							





Hockenheimring
Alpine ELF Europa Cup
Race - 1
Lap Analysis



14

Marc Sevestre

Alpine 18

Pierre Macchi

Alpine

AUTOSPORT GP

AUTOSPORT GP

Lap D	Time	Sector 1	Sector 2	Sector 3	T. Spd	Elapsed	Lap D	Time	Sector 1	Sector 2	Sector 3	T. Spd	Elapsed
1	2:03.274	32.928	53.979	36.367		2:03.274	1	2:05.623	33.583	54.564	37.476		2:05.623
2	1:53.274	25.337	52.226	35.711		3:56.548	2	1:56.311	25.729	53.507	37.075		4:01.934
3	1:52.409	24.559	52.184	35.666		5:48.957	3	1:55.393	25.234	53.127	37.032		5:57.327
4	1:52.352	24.567	52.253	35.532		7:41.309	4	1:58.441	25.193	54.960	38.288		7:55.768
5	1:52.822	24.980	52.444	35.398		9:34.131	5	1:53.815	25.061	52.672	36.082		9:49.583
6	1:53.301	24.668	53.105	35.528		11:27.432	6	1:54.521	25.150	52.648	36.723		11:44.104
7	1:52.137	24.580	52.169	35.388		13:19.569	7	1:54.306	25.236	52.703	36.367		13:38.410
8	1:52.467	24.680	52.299	35.488		15:12.036	8	1:55.258	25.098	53.836	36.324		15:33.668
9	1:52.167	24.798	52.050	35.319		17:04.203	9	1:54.334	24.883	52.818	36.633		17:28.002
10	1:52.456	24.683	52.219	35.554		18:56.659	10	1:53.783	24.923	52.531	36.329		19:21.785
11	1:51.845	24.717	51.775	35.353		20:48.504	11	1:54.328	25.155	52.609	36.564		21:16.113
12	1:52.559	24.577	52.560	35.422		22:41.063	12	1:53.404	25.013	52.177	36.214		23:09.517
13	1:52.808	24.927	52.386	35.495		24:33.871	13	1:53.933	25.346	52.676	35.911		25:03.450
14	1:52.252	24.694	51.988	35.570		26:26.123	14	1:54.121	25.444	52.467	36.210		26:57.571
15	1:54.628	24.797	53.306	36.525		28:20.751	15	1:54.286	25.081	52.189	37.016		28:51.857

15

Gael Castelli

Alpine 21

Marc Guillot

Alpine

CMR

MILAN COMPETITION

Lap D	Time	Sector 1	Sector 2	Sector 3	T. Spd	Elapsed	Lap D	Time	Sector 1	Sector 2	Sector 3	T. Spd	Elapsed
1	1:57.408	29.807	52.627	34.974		1:57.408	1	1:58.961	30.829	52.723	35.409		1:58.961
2	1:50.790	24.430	51.565	34.795		3:48.198	2	1:51.111	24.558	51.582	34.971		3:50.072
3	1:50.348	24.201	51.499	34.648		5:38.546	3	1:50.490	24.224	51.541	34.725		5:40.562
4	1:49.809	24.013	51.204	34.592		7:28.355	4	1:51.068	24.562	51.438	35.068		7:31.630
5	1:50.201	24.164	51.402	34.635		9:18.556	5	1:50.293	24.250	51.224	34.819		9:21.923
6	1:50.021	24.111	51.260	34.650		11:08.577	6	1:50.683	24.531	51.363	34.789		11:12.606
7	1:50.635	24.075	51.511	35.049		12:59.212	7	1:51.628	24.800	51.823	35.005		13:04.234
8	1:50.506	24.220	51.647	34.639		14:49.718	8	1:50.951	24.449	51.474	35.028		14:55.185
9	1:50.171	24.240	51.213	34.718		16:39.889	9	1:50.732	24.452	51.405	34.875		16:45.917
10	1:50.618	24.362	51.439	34.817		18:30.507	10	1:50.673	24.343	51.259	35.071		18:36.590
11	1:50.681	24.339	51.393	34.949		20:21.188	11	1:51.003	24.400	51.473	35.130		20:27.593
12	1:50.775	24.300	51.506	34.969		22:11.963	12	1:50.964	24.665	51.284	35.015		22:18.557
13	1:50.983	24.499	51.567	34.917		24:02.946	13	1:51.060	24.427	51.655	34.978		24:09.617
14	1:50.972	24.478	51.521	34.973		25:53.918	14	1:51.543	24.596	51.791	35.156		26:01.160
15	1:51.041	24.354	51.579	35.108		27:44.959	15	1:52.258	24.524	52.066	35.668		27:53.418

17

Jean-Baptiste Mela

Alpine 29

Mateo Herrero

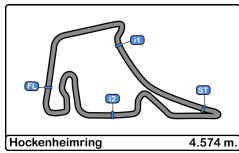
Alpine

AUTOSPORT GP

MILAN COMPETITION

Lap D	Time	Sector 1	Sector 2	Sector 3	T. Spd	Elapsed	Lap D	Time	Sector 1	Sector 2	Sector 3	T. Spd	Elapsed
1	1:57.022	29.502	52.489	35.031		1:57.022	1	2:00.156	31.177	53.311	35.668		2:00.156
2	1:50.799	24.453	51.469	34.877		3:47.821	2	1:52.965	24.756	52.713	35.496		3:53.121
3	1:50.302	24.170	51.462	34.670		5:38.123	3	1:54.567	25.557	53.149	35.861		5:47.688
4	1:49.793	24.094	51.171	34.528		7:27.916	4	2:16.937 P	24.929	1:01.477	50.531		8:04.625
5	1:50.010	24.028	51.338	34.644		9:17.926							
6	1:49.961	24.042	51.380	34.539		11:07.887							
7	1:50.993	24.253	51.882	34.858		12:58.880							
8	1:50.160	24.145	51.214	34.801		14:49.040							
9	1:50.426	24.283	51.420	34.723		16:39.466							
10	1:50.584	24.323	51.453	34.808		18:30.050							
11	1:50.540	24.394	51.353	34.793		20:20.590							
12	1:50.871	24.410	51.519	34.942		22:11.461							
13	1:50.990	24.456	51.508	35.026		24:02.451							
14	1:50.989	24.301	51.613	35.075		25:53.440							
15	1:51.154	24.289	51.682	35.183		27:44.594							





Hockenheimring
Alpine ELF Europa Cup
Race - 1
Lap Analysis



64

Mike Parisy

Alpine **110**

Abbie Eaton

Alpine

CMR

RACING TECHNOLOGY

Lap D	Time	Sector 1	Sector 2	Sector 3	T. Spd	Elapsed	Lap D	Time	Sector 1	Sector 2	Sector 3	T. Spd	Elapsed
1	1:57.846	29.644	53.203	34.999		1:57.846	1	2:01.125	31.732	53.653	35.740		2:01.125
2	1:51.152	24.646	51.719	34.787		3:48.998	2	1:52.377	24.714	52.488	35.175		3:53.502
3	1:50.108	24.091	51.346	34.671		5:39.106	3	1:53.530	25.145	52.316	36.069		5:47.032
4	1:50.229	24.226	51.415	34.588		7:29.335	4	1:53.067	25.154	52.856	35.057		7:40.099
5	1:50.086	24.029	51.472	34.585		9:19.421	5	1:51.725	24.450	52.297	34.978		9:31.824
6	1:50.177	24.086	51.558	34.533		11:09.598	6	1:51.345	24.462	51.862	35.021		11:23.169
7	1:51.046	24.393	51.775	34.878		13:00.644	7	1:51.642	24.351	51.993	35.298		13:14.811
8	1:50.682	24.225	51.557	34.900		14:51.326	8	1:51.422	24.425	51.824	35.173		15:06.233
9	1:50.719	24.247	51.628	34.844		16:42.045	9	1:51.563	24.416	51.906	35.241		16:57.796
10	1:50.967	24.268	51.689	35.010		18:33.012	10	1:51.630	24.535	51.769	35.326		18:49.426
11	1:51.106	24.504	51.651	34.951		20:24.118	11	1:52.271	24.365	51.949	35.957		20:41.697
12	1:51.460	24.609	51.745	35.106		22:15.578	12	1:52.563	24.435	51.814	36.314		22:34.260
13	1:51.765	24.436	52.002	35.327		24:07.343	13	1:52.019	24.721	51.907	35.391		24:26.279
14	1:52.383	24.631	52.624	35.128		25:59.726	14	1:52.077	24.605	51.933	35.539		26:18.356
15	1:51.912	24.570	52.015	35.327		27:51.638	15	1:53.293	24.899	52.599	35.795		28:11.649

69

Laurent Hurgon

Alpine

AUTOSPORT GP-PATRICK
ROGER

Lap D	Time	Sector 1	Sector 2	Sector 3	T. Spd	Elapsed
1	2:03.421	32.902	53.015	37.504		2:03.421
2	1:51.587	24.870	51.791	34.926		3:55.008
3	1:52.845	24.728	52.203	35.914		5:47.853
4	1:53.616	24.922	53.753	34.941		7:41.469
5	1:51.236	24.625	51.765	34.846		9:32.705
6	1:52.090	24.543	52.530	35.017		11:24.795
7	1:51.808	25.344	51.696	34.768		13:16.603
8	1:50.357	24.309	51.320	34.728		15:06.960
9	1:51.101	24.078	51.668	35.355		16:58.061
10	1:51.508	24.519	51.742	35.247		18:49.569
11	1:52.312	24.432	51.834	36.046		20:41.881
12	1:51.684	24.494	51.766	35.424		22:33.565
13	1:51.518	24.503	51.907	35.108		24:25.083
14	1:51.589	24.597	51.783	35.209		26:16.672
15	1:51.218	24.460	51.694	35.064		28:07.890

74

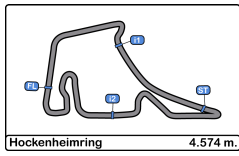
Julien Neveu

Alpine

AUTOSPORT GP

Lap D	Time	Sector 1	Sector 2	Sector 3	T. Spd	Elapsed
1	1:59.855	31.487	52.871	35.497		1:59.855
2	1:52.199	24.785	52.081	35.333		3:52.054
3	1:52.355	24.522	52.340	35.493		5:44.409
4	1:51.232	24.433	51.769	35.030		7:35.641
5	1:51.351	24.521	51.678	35.152		9:26.992
6	1:51.422	24.470	51.733	35.219		11:18.414
7	1:52.364	24.552	52.452	35.360		13:10.778
8	1:51.942	24.658	52.114	35.170		15:02.720
9	1:51.943	24.634	51.959	35.350		16:54.663
10	1:53.460	24.635	53.022	35.803		18:48.123
11	1:52.270	24.739	52.010	35.521		20:40.393
12	1:52.587	24.895	52.131	35.561		22:32.980
13	1:52.780	24.528	52.788	35.464		24:25.760
14	1:52.361	24.580	52.053	35.728		26:18.121
15	1:53.963	24.965	53.292	35.706		28:12.084



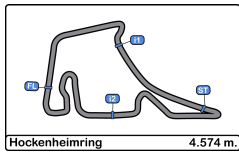


Hockenheimring
Alpine ELF Europa Cup
Race - 1
Analysis by Lap



Num	Lap Time	Gap	Num	Lap Time	Gap	Num	Lap Time	Gap	Num	Lap Time	Gap	Num	Lap Time	Gap			
Lap 1			Lap 3			Lap 5											
17	1:57.022		17	1:50.302		17	1:50.010		8	1:50.537	07.499	5	1:55.475	1:01.941			
15	1:57.408	00.386	15	1:50.348	00.423	15	1:50.201	00.630	74	1:52.364	11.898	Num Lap Time Gap					
64	1:57.846	00.824	64	1:50.108	00.983	64	1:50.086	01.495	6	1:51.093	13.676	Lap 10					
2	1:58.527	01.505	2	1:50.194	01.733	2	1:50.401	02.588	110	1:51.642	15.931	17	1:50.584				
21	1:58.961	01.939	21	1:50.490	02.439	21	1:50.293	03.997	69	1:51.808	17.723	15	1:50.618	00.457			
74	1:59.855	02.833	8	1:51.261	05.521	8	1:50.503	07.165	4	1:53.197	19.021	64	1:50.967	02.962			
29	2:00.156	03.134	74	1:52.355	06.286	74	1:51.351	09.066	14	1:52.137	20.689	2	1:51.126	04.745			
8	2:00.541	03.519	6	1:53.052	08.810	6	1:51.428	11.697	18	1:54.306	39.530	21	1:50.673	06.540			
110	2:01.125	04.103	110	1:53.530	08.909	110	1:51.725	13.898	5	1:55.604	51.744	8	1:50.710	08.617			
11	2:01.420	04.398	11	1:53.079	09.182	4	1:51.605	14.393	Num Lap Time Gap			6	1:52.379	17.124			
6	2:02.024	05.002	29	1:54.567	09.565	69	1:51.236	14.779	Lap 8			74	1:53.460	18.073			
4	2:02.654	05.632	69	1:52.845	09.730	14	1:52.822	16.205	17	1:50.160		110	1:51.630	19.376			
14	2:03.274	06.252	4	1:53.272	10.006	18	1:53.815	31.657	15	1:50.506	00.678	69	1:51.508	19.519			
69	2:03.421	06.399	14	1:52.409	10.834	5	1:56.615	40.711	64	1:50.682	02.286	4	1:52.078	24.094			
18	2:05.623	08.601	18	1:55.393	19.204	7	1:56.355	45.878	2	1:50.979	03.531	14	1:52.456	26.609			
5	2:08.305	11.283	5	1:57.642	26.084	Num Lap Time Gap			21	1:50.951	06.145	18	1:53.783	51.735			
7	2:15.507	18.485	7	1:56.773	32.246	Lap 6			8	1:50.693	08.032	5	1:56.600	1:07.957			
Num Lap Time Gap			Num Lap Time Gap			17	1:49.961		74	1:51.942	13.680	Num Lap Time Gap					
Lap 2			Lap 4			15	1:50.021	00.690	6	1:51.127	14.643	Lap 11					
17	1:50.799		17	1:49.793		64	1:50.177	01.711	110	1:51.422	17.193	17	1:50.540				
15	1:50.790	00.377	15	1:49.809	00.439	2	1:50.420	03.047	69	1:50.357	17.920	15	1:50.681	00.598			
64	1:51.152	01.177	64	1:50.229	01.419	21	1:50.683	04.719	4	1:51.964	20.825	64	1:51.106	03.528			
2	1:51.135	01.841	2	1:50.257	02.197	8	1:50.751	07.955	14	1:52.467	22.996	2	1:51.341	05.546			
21	1:51.111	02.251	21	1:51.068	03.714	74	1:51.422	10.527	18	1:55.258	44.628	21	1:51.003	07.003			
74	1:52.199	04.233	8	1:50.944	06.672	6	1:51.840	13.576	5	1:55.308	56.892	8	1:50.990	09.067			
8	1:51.842	04.562	74	1:51.232	07.725	110	1:51.345	15.282	Num Lap Time Gap			6	1:51.620	18.204			
29	1:52.965	05.300	6	1:51.262	10.279	4	1:52.385	16.817	Lap 9			74	1:52.270	19.803			
110	1:52.377	05.681	110	1:53.067	12.183	69	1:52.090	16.908	17	1:50.426		110	1:52.271	21.107			
6	1:51.857	06.060	4	1:52.585	12.798	14	1:53.301	19.545	15	1:50.171	00.423	69	1:52.312	21.291			
11	1:52.806	06.405	14	1:52.352	13.393	18	1:54.521	36.217	64	1:50.719	02.579	4	1:52.601	26.155			
4	1:52.203	07.036	69	1:53.616	13.553	5	1:56.383	47.133	2	1:51.098	04.203	14	1:51.845	27.914			
69	1:51.587	07.187	18	1:58.441	27.852	7	2:34.255	1:30.172	21	1:50.732	06.451	18	1:54.328	55.523			
14	1:53.274	08.727	5	1:57.815	34.106	Num Lap Time Gap			8	1:50.885	08.491	5	1:55.811	1:13.228			
18	1:56.311	14.113	29	2:16.937	36.709	Lap 7			74	1:51.943	15.197	Num Lap Time Gap					
5	1:58.260	18.744	7	1:57.080	39.533	17	1:50.993		6	1:51.112	15.329	Lap 12					
7	1:58.089	25.775	11	2:26.187	45.576	15	1:50.635	00.332	110	1:51.563	18.330	17	1:50.871				
						64	1:51.046	01.764	69	1:51.101	18.595	15	1:50.775	00.502			
						2	1:50.658	02.712	4	1:52.201	22.600	64	1:51.460	04.117			
						21	1:51.628	05.354	14	1:52.167	24.737	2	1:51.511	06.186			
									18	1:54.334	48.536	21	1:50.964	07.096			





Hockenheimring
Alpine ELF Europa Cup
Race - 1



Analysis by Lap

Num	Lap Time	Gap
8	1:51.246	09.442
6	1:51.976	19.309
74	1:52.587	21.519
69	1:51.684	22.104
110	1:52.563	22.799
4	1:51.932	27.216
14	1:52.559	29.602
18	1:53.404	58.056
5	1:56.173	1:18.530

Lap 13

17	1:50.990	
15	1:50.983	00.495
64	1:51.765	04.892
2	1:51.469	06.665
21	1:51.060	07.166
8	1:51.529	09.981
6	1:51.618	19.937
69	1:51.518	22.632
74	1:52.780	23.309
110	1:52.019	23.828
4	1:52.320	28.546
14	1:52.808	31.420
18	1:53.933	1:00.999
5	1:57.023	1:24.563

Lap 14

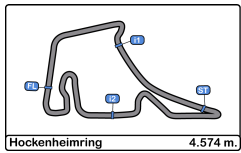
17	1:50.989	
15	1:50.972	00.478
64	1:52.383	06.286
2	1:51.849	07.525
21	1:51.543	07.720
8	1:52.061	11.053
6	1:51.593	20.541
69	1:51.589	23.232
74	1:52.361	24.681
110	1:52.077	24.916
4	1:52.527	30.084
14	1:52.252	32.683
18	1:54.121	1:04.131

Num	Lap Time	Gap
5	1:56.388	1:29.962

Lap 15

17	1:51.154	
15	1:51.041	00.365
64	1:51.912	07.044
21	1:52.258	08.824
2	1:52.852	09.223
8	1:52.431	12.330
6	1:52.006	21.393
69	1:51.218	23.296
110	1:53.293	27.055
74	1:53.963	27.490
4	1:53.577	32.507
14	1:54.628	36.157
18	1:54.286	1:07.263
5	1:56.428	1:35.236





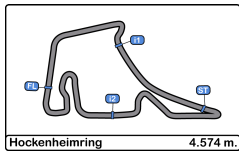
Hockenheimring
Alpine ELF Europa Cup
Race - 1



Best Sectors Results

Sector - 1				Sector - 2				Sector - 3				Ideal Lap vs Best Lap			
Clas	Nº	Driver	Time	Nº	Driver	Time	Nº	Driver	Time	Clas	Nº	Driver	Ideal Lap	Best Lap	Clas
1	15	Gael Castelli	24.013	17	Jean-Baptiste Mela	51.171	17	Jean-Baptiste Mela	34.528	1	17	Jean-Baptiste Mela	1:49.727	1:49.793	1
2	17	Jean-Baptiste Mela	24.028	15	Gael Castelli	51.204	64	Mike Parisy	34.533	2	15	Gael Castelli	1:49.809	1:49.809	2
3	64	Mike Parisy	24.029	21	Marc Guillot	51.224	15	Gael Castelli	34.592	3	64	Mike Parisy	1:49.908	1:50.086	3
4	69	Laurent Hurgon	24.078	69	Laurent Hurgon	51.320	2	Yann Zimmer	34.683	4	69	Laurent Hurgon	1:50.126	1:50.357	6
5	2	Yann Zimmer	24.101	2	Yann Zimmer	51.343	8	Nicolas Milan	34.718	5	2	Yann Zimmer	1:50.127	1:50.194	4
6	8	Nicolas Milan	24.146	64	Mike Parisy	51.346	21	Marc Guillot	34.725	6	21	Marc Guillot	1:50.173	1:50.293	5
7	21	Marc Guillot	24.224	8	Nicolas Milan	51.539	69	Laurent Hurgon	34.728	7	8	Nicolas Milan	1:50.403	1:50.503	7
8	6	Antoine Miquel	24.237	74	Julien Neveu	51.678	6	Antoine Miquel	34.781	8	6	Antoine Miquel	1:50.789	1:51.093	8
9	11	Abbie Eaton	24.351	110	Abbie Eaton	51.769	110	Abbie Eaton	34.978	9	110	Abbie Eaton	1:51.098	1:51.345	10
10	4	Mathieu Blaise	24.393	6	Antoine Miquel	51.771	74	Julien Neveu	35.030	10	74	Julien Neveu	1:51.141	1:51.232	9
11	74	Julien Neveu	24.433	14	Marc Sevestre	51.775	4	Mathieu Blaise	35.216	11	4	Mathieu Blaise	1:51.396	1:51.605	11
12	14	Marc Sevestre	24.559	4	Mathieu Blaise	51.787	14	Marc Sevestre	35.319	12	14	Marc Sevestre	1:51.653	1:51.845	12
13	11	Vincent Beltoise	24.597	18	Pierre Macchi	52.177	29	Mateo Herrero	35.496	13	11	Vincent Beltoise	1:52.676	1:52.806	13
14	29	Mateo Herrero	24.756	5	Stéphane Proux	52.340	11	Vincent Beltoise	35.726	14	29	Mateo Herrero	1:52.965	1:52.965	14
15	18	Pierre Macchi	24.883	11	Vincent Beltoise	52.353	18	Pierre Macchi	35.911	15	18	Pierre Macchi	1:52.971	1:53.404	15
16	5	Stéphane Proux	25.652	29	Mateo Herrero	52.713	5	Stéphane Proux	37.089	16	5	Stéphane Proux	1:55.081	1:55.308	16
17	7	Franc Rouxel	25.652	7	Franc Rouxel	53.107	7	Franc Rouxel	37.361	17	7	Franc Rouxel	1:56.120	1:56.355	17



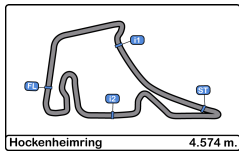


Hockenheimring
Alpine ELF Europa Cup
Race - 1
Leader Sequence



<u>N°</u>	<u>Driver</u>	<u>Nat</u>	<u>Team</u>	<u>Level</u>	<u>Category</u>	<u>Start Lap</u>	<u>End Lap</u>	<u>Laps</u>	<u>Total Laps</u>
17	Jean-Baptiste Mela	FRA	AUTOSPORT GP	Inter C	Junior	1	15	15	15



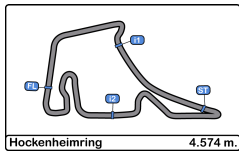


Hockenheimring
Alpine ELF Europa Cup
Race - 1
Best 5 Lap Times



Cls	N°	Driver	Nat	Team	Level	Category	Best 1		Best 2		Best 3		Best 4		Best 5	
							Time	Lap	Time	Lap	Time	Lap	Time	Lap	Time	Lap
1	17	Jean-Baptiste Mela	FRA	AUTOSPORT GP	Inter C	Junior	1:49.793	4	1:49.961	6	1:50.010	5	1:50.160	8	1:50.302	3
2	15	Gael Castelli	FRA	CMR	Inter C		1:49.809	4	1:50.021	6	1:50.171	9	1:50.201	5	1:50.348	3
3	64	Mike Parisy	FRA	CMR	Inter C		1:50.086	5	1:50.108	3	1:50.177	6	1:50.229	4	1:50.682	8
4	2	Yann Zimmer	SUI	CMR	Inter C		1:50.194	3	1:50.257	4	1:50.401	5	1:50.420	6	1:50.658	7
5	21	Marc Guillot	FRA	MILAN COMPETITION	Inter C		1:50.293	5	1:50.490	3	1:50.673	10	1:50.683	6	1:50.732	9
6	69	Laurent Hurgon	FRA	AUTOSPORT GP-PATRICK BOFFA	Inter C		1:50.357	8	1:51.101	9	1:51.218	15	1:51.236	5	1:51.508	10
7	8	Nicolas Milan	FRA	MILAN COMPETITION	Inter C		1:50.503	5	1:50.537	7	1:50.693	8	1:50.710	10	1:50.751	6
8	6	Antoine Miquel	FRA	MILAN COMPETITION	Inter C	Junior	1:51.093	7	1:51.112	9	1:51.127	8	1:51.262	4	1:51.428	5
9	74	Julien Neveu	FRA	AUTOSPORT GP	Inter C		1:51.232	4	1:51.351	5	1:51.422	6	1:51.942	8	1:51.943	9
10	110	Abbie Eaton	GBR	RACING TECHNOLOGY			1:51.345	6	1:51.422	8	1:51.563	9	1:51.630	10	1:51.642	7
11	4	Mathieu Blaise	FRA	RACING TECHNOLOGY	Inter D	Gentleman	1:51.605	5	1:51.932	12	1:51.964	8	1:52.078	10	1:52.201	9
12	14	Marc Sevestre	FRA	AUTOSPORT GP	Inter C	Gentleman	1:51.845	11	1:52.137	7	1:52.167	9	1:52.252	14	1:52.352	4
13	11	Vincent Beltoise	FRA	RACING TECHNOLOGY	Inter C		1:52.806	2	1:53.079	3	2:01.420	1	2:26.187			
14	29	Mateo Herrero	FRA	MILAN COMPETITION	Inter C	Junior	1:52.965	2	1:54.567	3	2:00.156	1	2:16.937			
15	18	Pierre Macchi	FRA	AUTOSPORT GP	Inter D	Gentleman	1:53.404	12	1:53.783	10	1:53.815	5	1:53.933	13	1:54.121	14
16	5	Stéphane Proux	FRA	RACING TECHNOLOGY	Inter D	Gentleman	1:55.308	8	1:55.475	9	1:55.604	7	1:55.811	11	1:56.173	12
17	7	Franc Rouxel	FRA	RACING TECHNOLOGY	Inter D	Gentleman	1:56.355	5	1:56.773	3	1:57.080	4	1:58.089	2	2:15.507	1





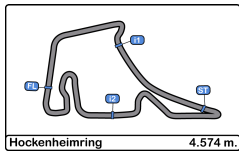
Hockenheimring
Alpine ELF Europa Cup
Race - 1



Hockenheimring 4.574 m.
Fastest Laps Sequence

Lap	Time of Day	Session Time	Nº	Driver	Nat	Team	Level	Category	Time	Km/h
2	13:47:24.938	3:47.938	17	Jean-Baptiste Mela	FRA	AUTOSPORT GP	Inter C	Junior	1:50.799	148.6
2	13:47:25.314	3:48.314	15	Gael Castelli	FRA	CMR	Inter C		1:50.790	148.6
3	13:49:15.240	5:38.240	17	Jean-Baptiste Mela	FRA	AUTOSPORT GP	Inter C	Junior	1:50.302	149.2
3	13:49:16.223	5:39.223	64	Mike Parisy	FRA	CMR	Inter C		1:50.108	149.5
4	13:51:05.032	7:28.032	17	Jean-Baptiste Mela	FRA	AUTOSPORT GP	Inter C	Junior	1:49.793	149.9





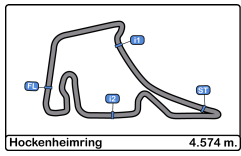
Hockenheimring
Alpine ELF Europa Cup
Race - 1
Lap Chart



LAP

Nr	Pos	Grid	1	2	3	4	5	6	7	8	9	10	11	12	13	14	15
17	1	17	17	17	17	17	17	17	17	17	17	17	17	17	17	17	17
64	2	64	15	15	15	15	15	15	15	15	15	15	15	15	15	15	15
15	3	15	64	64	64	64	64	64	64	64	64	64	64	64	64	64	64
2	4	2	2	2	2	2	2	2	2	2	2	2	2	2	2	2	21
110	5	110	21	21	21	21	21	21	21	21	21	21	21	21	21	21	2
29	6	29	74	74	8	8	8	8	8	8	8	8	8	8	8	8	8
11	7	11	29	8	74	74	74	74	74	74	74	6	6	6	6	6	6
21	8	21	8	29	6	6	6	6	6	6	6	74	74	74	69	69	69
69	9	69	110	110	110	110	110	110	110	110	110	110	110	69	74	74	110
8	10	8	11	6	11	4	4	4	69	69	69	69	69	110	110	110	74
6	11	6	6	11	29	14	69	69	4	4	4	4	4	4	4	4	4
74	12	74	4	4	69	69	14	14	14	14	14	14	14	14	14	14	14
14	13	14	14	69	4	18	18	18	18	18	18	18	18	18	18	18	18
4	14	4	69	14	14	5	5	5	5	5	5	5	5	5	5	5	5
7	15	7	18	18	18	29	7	7									
18	16	18	5	5	5	7											
5	17	5	7	7	7	11											

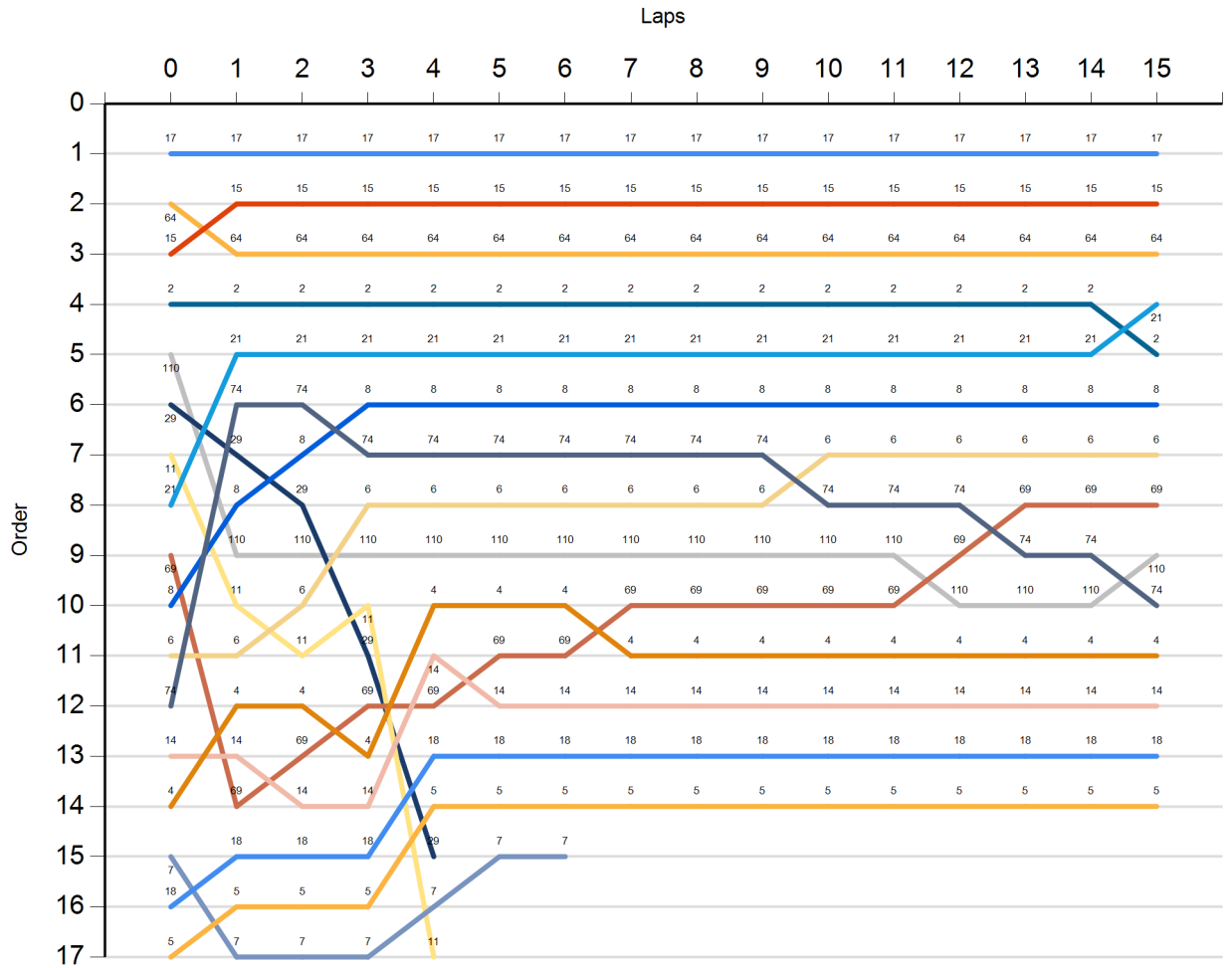


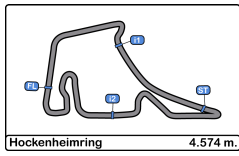


Hockenheimring
Alpine ELF Europa Cup
Race - 1
Graphic Lap Chart



- 17
- 64
- 15
- 2
- 110
- 29
- 11
- 21
- 69
- 8
- 6
- 74
- 14
- 4
- 7
- 18
- 5



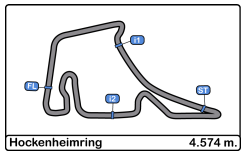


Hockenheimring
Alpine ELF Europa Cup
Race - 1
Pit Stop Analysis

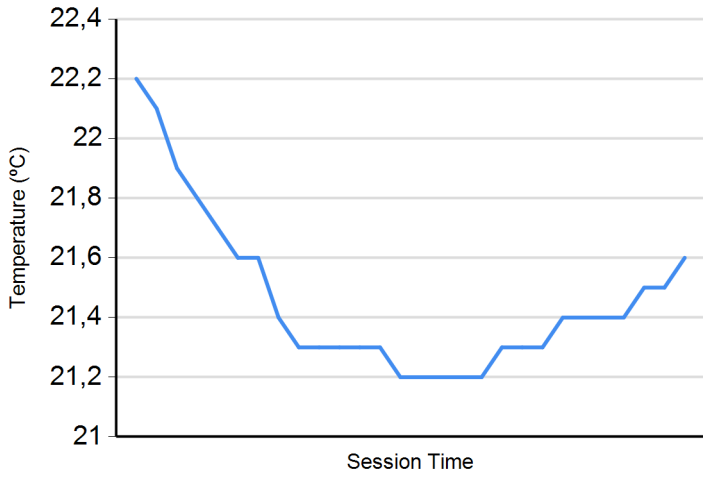


N°	In Day Time	Driver	Nat	Team	Nat	Vehicle	In Time	Stop N°	Pit Time	Handicap	Penalty
----	-------------	--------	-----	------	-----	---------	---------	---------	----------	----------	---------

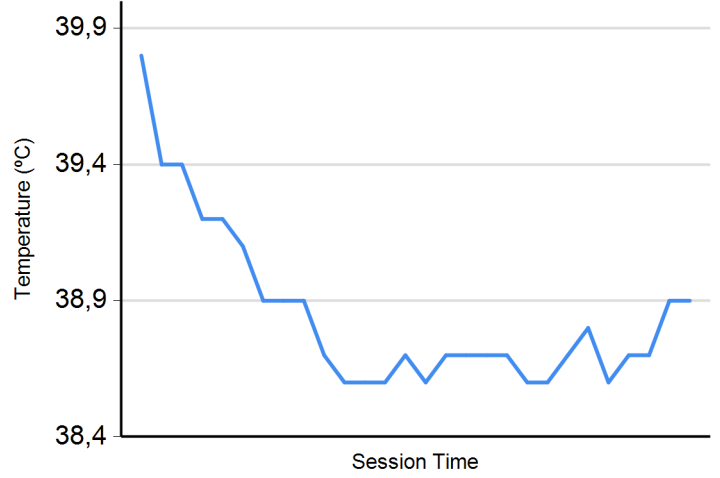




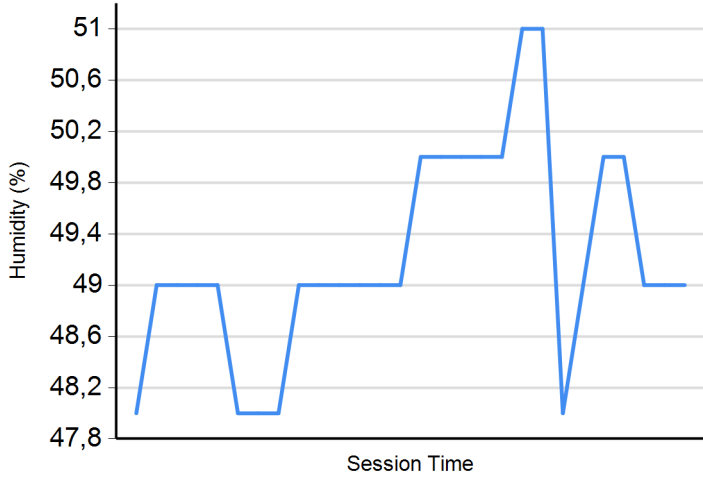
Air Temperature



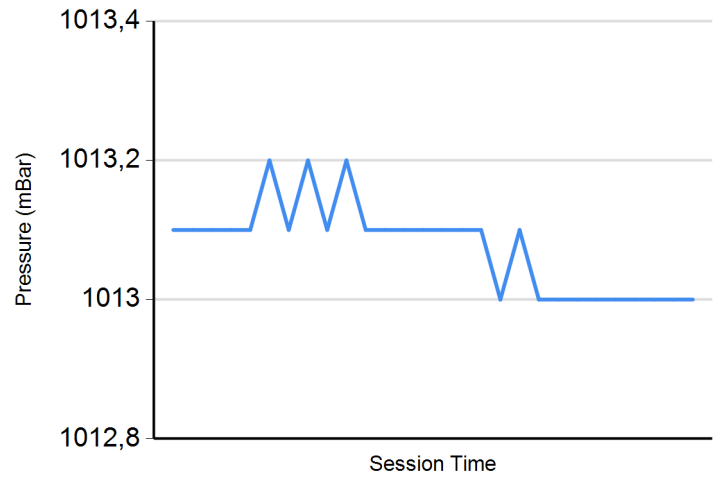
Track Temperature



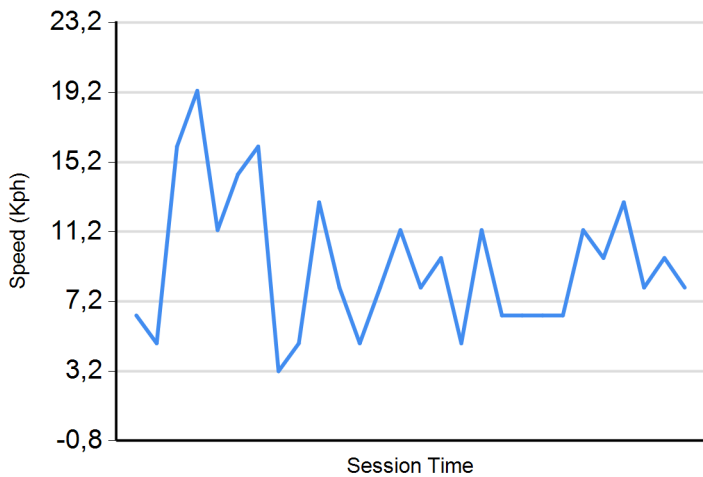
Humidity



Pressure



Wind Speed



Wind direction

North = 0°/360° Est = 90° South = 180° West = 270°

