



Spa Francorchamps
Alpine ELF Europa Cup
Free Practice - 1
Provisional Results



Cls	N°	Driver	Nat	Team	Level	Category	Laps	Best	Time	Gap	Interval	Km/h
1	64	Mike Parisy	FRA	CMR	Inter C		12	5	2:36.241			161.3
2	15	Gael Castelli	FRA	CMR	Inter C		7	5	2:36.464	0.223	0.223	161.1
3	11	Vincent Beltoise	FRA	RACING TECHNOLOGY	Inter C		10	9	2:36.693	0.452	0.229	160.9
4	8	Nicolas Milan	FRA	MILAN COMPETITION	Inter C		13	7	2:36.746	0.505	0.053	160.8
5	74	Julien Neveu	FRA	AUTOSPORT GP	Inter C		12	10	2:37.240	0.999	0.494	160.3
6	2	Yann Zimmer	SUI	CMR	Inter C		10	8	2:37.343	1.102	0.103	160.2
7	21	Marc Guillot	FRA	MILAN COMPETITION	Inter C		13	6	2:37.570	1.329	0.227	160.0
8	6	Antoine Miquel	FRA	MILAN COMPETITION	Inter C	Junior	11	9	2:37.620	1.379	0.050	159.9
9	29	Mateo Herrero	FRA	MILAN COMPETITION	Inter C	Junior	9	9	2:37.895	1.654	0.275	159.6
10	69	Laurent Hurgon	FRA	AUTOSPORT GP-PATRICK ROGER	Inter C		12	6	2:37.902	1.661	0.007	159.6
11	17	Jean-Baptiste Mela	FRA	AUTOSPORT GP	Inter C	Junior	4	4	2:38.040	1.799	0.138	159.5
12	14	Marc Sevestre	FRA	AUTOSPORT GP	Inter C	Gentleman	12	8	2:39.942	3.701	1.902	157.6
13	9	Philippe Bourgois	FRA	MILAN COMPETITION	Inter B	Gentleman	10	7	2:40.537	4.296	0.595	157.0
14	33	Alexandre Gadois	FRA	AUTOSPORT GP	Inter C	Junior	10	7	2:40.642	4.401	0.105	156.9
15	110	Arnaud Tsamere	FRA	RACING TECHNOLOGY	Inter D	Gentleman	12	12	2:41.181	4.940	0.539	156.4
16	18	Pierre Macchi	FRA	AUTOSPORT GP	Inter D	Gentleman	12	11	2:47.300	11.059	6.119	150.7
17	7	Franc Rouxel	FRA	RACING TECHNOLOGY	Inter D	Gentleman	10	6	2:48.128	11.887	0.828	149.9
18	38	Luc Ceret	FRA	AUTOSPORT GP	Inter D	Gentleman	12	8	2:48.261	12.020	0.133	149.8
19	5	Stéphane Proux	FRA	RACING TECHNOLOGY	Inter D	Gentleman	11	11	2:51.153	14.912	2.892	147.3

Published at:.....

Track Temp: **26.6 °C** Air Temp: **17.3 °C**

Humidity: **55 %**

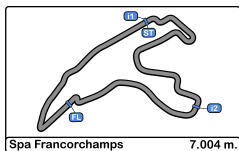
Track Status: **WET**

Stewards:

Race Director:

Timekeeper:





Spa Francorchamps
Alpine ELF Europa Cup
Free Practice - 1
Provisional Results by Class



Cls	N°	Driver	Nat	Team	Level	Category	Laps	Best	Time	Gap	Interval	Km/h
Inter B												
1	9	Philippe Bourgois	FRA	MILAN COMPETITION	Inter B	Gentleman	10	7	2:40.537			157.0
Inter C												
1	64	Mike Parisy	FRA	CMR	Inter C		12	5	2:36.241			161.3
2	15	Gael Castelli	FRA	CMR	Inter C		7	5	2:36.464	0.223	0.223	161.1
3	11	Vincent Beltoise	FRA	RACING TECHNOLOGY	Inter C		10	9	2:36.693	0.452	0.229	160.9
4	8	Nicolas Milan	FRA	MILAN COMPETITION	Inter C		13	7	2:36.746	0.505	0.053	160.8
5	74	Julien Neveu	FRA	AUTOSPORT GP	Inter C		12	10	2:37.240	0.999	0.494	160.3
6	2	Yann Zimmer	SUI	CMR	Inter C		10	8	2:37.343	1.102	0.103	160.2
7	21	Marc Guillot	FRA	MILAN COMPETITION	Inter C		13	6	2:37.570	1.329	0.227	160.0
8	6	Antoine Miquel	FRA	MILAN COMPETITION	Inter C	Junior	11	9	2:37.620	1.379	0.050	159.9
9	29	Mateo Herrero	FRA	MILAN COMPETITION	Inter C	Junior	9	9	2:37.895	1.654	0.275	159.6
10	69	Laurent Hurgon	FRA	AUTOSPORT GP-PATRICK ROGER	Inter C		12	6	2:37.902	1.661	0.007	159.6
11	17	Jean-Baptiste Mela	FRA	AUTOSPORT GP	Inter C	Junior	4	4	2:38.040	1.799	0.138	159.5
12	14	Marc Sevestre	FRA	AUTOSPORT GP	Inter C	Gentleman	12	8	2:39.942	3.701	1.902	157.6
13	33	Alexandre Gadois	FRA	AUTOSPORT GP	Inter C	Junior	10	7	2:40.642	4.401	0.700	156.9
Inter D												
1	110	Arnaud Tsamere	FRA	RACING TECHNOLOGY	Inter D	Gentleman	12	12	2:41.181			156.4
2	18	Pierre Macchi	FRA	AUTOSPORT GP	Inter D	Gentleman	12	11	2:47.300	6.119	6.119	150.7
3	7	Franc Rouxel	FRA	RACING TECHNOLOGY	Inter D	Gentleman	10	6	2:48.128	6.947	0.828	149.9
4	38	Luc Ceret	FRA	AUTOSPORT GP	Inter D	Gentleman	12	8	2:48.261	7.080	0.133	149.8
5	5	Stéphane Proux	FRA	RACING TECHNOLOGY	Inter D	Gentleman	11	11	2:51.153	9.972	2.892	147.3

Published at:.....

Track Temp: **26.6 °C** Air Temp: **17.3 °C** Humidity: **55 %** Track **WET**

Stewards:	Race Director:	Timekeeper:
------------------	-----------------------	------------------------





Spa Francorchamps
Alpine ELF Europa Cup
Free Practice - 1
Lap Analysis



2 Yann Zimmer Alpine **8** CMR

Nicolas Milan Alpine MILAN COMPETITION

Lap D	Time	Sector 1	Sector 2	Sector 3	T. Spd	Elapsed
1	10:19:31.413	10:17:19.688	1:25.221	46.504	158.3	10:19:31.413
2	2:44.240	46.941	1:14.487	42.812	222.2	10:22:15.653
3	2:41.129	45.850	1:12.928	42.351	227.3	10:24:56.782
4	2:40.198	45.998	1:12.124	42.076	225.9	10:27:36.980
5	11:19.208	9:13.334	1:21.975	43.899	189.1	10:38:56.188
6	2:39.611	46.079	1:11.841	41.691	223.1	10:41:35.799
7	2:38.327	45.508	1:10.753	42.066	225.0	10:44:14.126
8	2:37.343	45.493	1:10.705	41.145	225.9	10:46:51.469
9	2:42.092	45.495	1:13.834	42.763	225.4	10:49:33.561
10	2:39.577	45.796	1:12.415	41.366	223.1	10:52:13.138

Lap D	Time	Sector 1	Sector 2	Sector 3	T. Spd	Elapsed
1	10:18:59.608	10:16:47.660	1:27.038	44.910	132.6	10:18:59.608
2	2:42.166	47.108	1:13.057	42.001	220.4	10:21:41.774
3	2:38.769	45.339	1:11.547	41.883	230.2	10:24:20.543
4	2:38.186	45.019	1:11.295	41.872	230.2	10:26:58.729
5	2:38.249	45.500	1:11.360	41.389	228.3	10:29:36.978
6	2:37.484	45.164	1:11.022	41.298	227.8	10:32:14.462
7	2:36.746	44.929	1:10.642	41.175	229.7	10:34:51.208
8	2:37.038	44.718	1:10.635	41.685	230.7	10:37:28.246
9	2:39.051	45.391	1:11.599	42.061	227.8	10:40:07.297
10	2:38.694	45.413	1:11.651	41.630	206.8	10:42:45.991
11	2:47.905	45.685	1:18.697	43.523	168.7	10:45:33.896
12	2:38.833	45.466	1:11.522	41.845	213.4	10:48:12.729
13	2:57.162	45.354	1:14.589	57.219	221.3	10:51:09.891

5 Stéphane Proux Alpine RACING TECHNOLOGY

Lap D	Time	Sector 1	Sector 2	Sector 3	T. Spd	Elapsed
1	10:19:20.496	10:16:52.262	1:35.552	52.682	116.3	10:19:20.496
2	3:02.782	52.016	1:22.663	48.103	193.5	10:22:23.278
3	3:28.335	1:21.182	1:20.474	46.679	194.5	10:25:51.613
4	2:52.284	49.207	1:17.762	45.315	214.2	10:28:43.897
5	2:52.455	48.837	1:17.835	45.783	218.6	10:31:36.352
6	2:51.995	48.555	1:18.246	45.194	211.7	10:34:28.347
7	2:54.745	48.676	1:19.403	46.666	215.1	10:37:23.092
8	4:50.748	2:43.651	1:19.208	47.889	201.4	10:42:13.840
9	2:53.306	49.268	1:17.497	46.541	216.4	10:45:07.146
10	2:53.897	48.728	1:18.652	46.517	217.3	10:48:01.043
11	2:51.153	48.580	1:17.136	45.437	218.6	10:50:52.196

9 Philippe Bourgois Alpine MILAN COMPETITION

Lap D	Time	Sector 1	Sector 2	Sector 3	T. Spd	Elapsed
1	10:21:34.745	10:19:26.032	1:23.088	45.625	170.8	10:21:34.745
2	2:46.514	47.909	1:15.239	43.366	223.1	10:24:21.259
3	2:41.647	46.078	1:13.345	42.224	229.2	10:27:02.906
4	2:41.603	46.237	1:13.237	42.129	227.8	10:29:44.509
5	2:41.414	45.838	1:12.732	42.844	226.8	10:32:25.923
6	6:43.585	4:46.801	1:13.249	43.535	214.7	10:39:09.508
7	2:40.537	45.533	1:12.350	42.654	229.7	10:41:50.045
8	4:37.946	2:41.895	1:13.143	42.908	215.1	10:46:27.991
9	2:41.855	45.628	1:13.732	42.495	227.3	10:49:09.846
10	2:42.187	45.819	1:13.492	42.876	225.4	10:51:52.033

6 Antoine Miquel Alpine MILAN COMPETITION

Lap D	Time	Sector 1	Sector 2	Sector 3	T. Spd	Elapsed
1	10:19:07.338	10:16:43.812	1:37.079	46.447	83.5	10:19:07.338
2	2:47.323	50.654	1:14.089	42.580	217.7	10:21:54.661
3	2:39.795	46.091	1:11.928	41.776	223.1	10:24:34.456
4	2:38.941	45.889	1:11.294	41.758	222.2	10:27:13.397
5	2:39.828	46.184	1:11.815	41.829	223.1	10:29:53.225
6	2:54.523 P	45.954	1:12.929	55.640	223.1	10:32:47.748
7	7:46.227	5:52.735	1:12.009	41.483	214.2	10:40:33.975
8	2:38.002	45.726	1:10.780	41.496	226.4	10:43:11.977
9	2:37.620	45.307	1:10.654	41.659	225.4	10:45:49.597
10	2:37.727	45.167	1:11.063	41.497	225.9	10:48:27.324
11	2:48.123	45.388	1:13.077	49.658	226.4	10:51:15.447

11 Vincent Beltoise Alpine RACING TECHNOLOGY

Lap D	Time	Sector 1	Sector 2	Sector 3	T. Spd	Elapsed
1	10:18:34.223	10:16:09.336	1:34.812	50.075	130.7	10:18:34.223
2	2:42.796	47.212	1:13.473	42.111	222.6	10:21:17.019
3	2:40.499	46.948	1:11.738	41.813	218.1	10:23:57.518
4	2:37.745	45.738	1:10.797	41.210	226.4	10:26:35.263
5	2:52.341 P	45.338	1:12.858	54.145	225.9	10:29:27.604
6	11:54.490	10:00.058	1:12.870	41.562	212.1	10:41:22.094
7	2:37.729	45.743	1:10.961	41.025	223.1	10:43:59.823
8	2:36.925	45.383	1:10.641	40.901	225.9	10:46:36.748
9	2:36.693	44.918	1:10.817	40.958	226.8	10:49:13.441
10	2:39.079	44.985	1:12.824	41.270	229.2	10:51:52.520

7 Franc Rouxel Alpine RACING TECHNOLOGY

Lap D	Time	Sector 1	Sector 2	Sector 3	T. Spd	Elapsed
1	10:19:16.482	10:16:46.023	1:40.092	50.367	133.8	10:19:16.482
2	2:55.089	49.642	1:20.449	44.998	198.5	10:22:11.571
3	2:49.300	47.497	1:17.814	43.989	221.7	10:25:00.871
4	2:48.167	47.048	1:17.202	43.917	225.4	10:27:49.038
5	2:49.285	47.211	1:16.942	45.132	222.6	10:30:38.323
6	2:48.128	47.125	1:17.103	43.900	224.5	10:33:26.451
7	2:50.508	47.464	1:17.774	45.270	219.5	10:36:16.959
8	8:51.779	6:48.241	1:18.780	44.758	211.7	10:45:08.738
9	2:51.755	47.544	1:18.750	45.461	189.8	10:48:00.493
10	2:48.739	47.336	1:17.270	44.133	189.1	10:50:49.232





Spa Francorchamps
Alpine ELF Europa Cup
Free Practice - 1
Lap Analysis



14

Marc Sevestre

Alpine 21

Marc Guillot

Alpine

AUTOSPORT GP

MILAN COMPETITION

Lap D	Time	Sector 1	Sector 2	Sector 3	T. Spd	Elapsed	Lap D	Time	Sector 1	Sector 2	Sector 3	T. Spd	Elapsed
1	10:18:33.749	10:16:05.565	1:34.909	53.275	119.4	10:18:33.749	1	10:18:24.717	10:16:02.903	1:34.263	47.551	94.6	10:18:24.717
2	2:55.605	51.108	1:18.370	46.127	210.5	10:21:29.354	2	2:46.581	48.741	1:15.660	42.180	212.1	10:21:11.298
3	2:48.676	48.411	1:16.485	43.780	219.5	10:24:18.030	3	2:39.563	45.921	1:11.941	41.701	225.4	10:23:50.861
4	2:47.471	47.706	1:16.323	43.442	212.5	10:27:05.501	4	2:38.554	45.739	1:11.403	41.412	226.8	10:26:29.415
5	2:43.265	46.426	1:13.895	42.944	227.3	10:29:48.766	5	2:37.935	45.443	1:11.132	41.360	227.8	10:29:07.350
6	2:42.327	46.112	1:13.650	42.565	226.8	10:32:31.093	6	2:37.570	45.177	1:11.023	41.370	228.8	10:31:44.920
7	2:41.007	46.031	1:12.574	42.402	225.4	10:35:12.100	7	2:38.298	45.259	1:11.450	41.589	229.7	10:34:23.218
8	2:39.942	45.803	1:12.320	41.819	225.4	10:37:52.042	8	3:01.737	45.804	1:17.471	58.462	227.3	10:37:24.955
9	2:40.324	45.628	1:12.404	42.292	227.8	10:40:32.366	9	2:42.592	49.470	1:11.319	41.803	228.3	10:40:07.547
10	2:40.350	45.693	1:12.019	42.638	229.2	10:43:12.716	10	2:37.925	45.157	1:11.416	41.352	233.7	10:42:45.472
11	2:40.058	45.380	1:12.446	42.232	231.2	10:45:52.774	11	2:48.930	45.145	1:19.429	44.356	228.3	10:45:34.402
12	2:44.210	45.433	1:12.841	45.936	231.2	10:48:36.984	12	2:37.919	44.893	1:11.378	41.648	233.2	10:48:12.321

15

Gael Castelli

Alpine

Mateo Herrero

Alpine

CMR 29

MILAN COMPETITION

Lap D	Time	Sector 1	Sector 2	Sector 3	T. Spd	Elapsed	Lap D	Time	Sector 1	Sector 2	Sector 3	T. Spd	Elapsed
1	10:19:50.798	10:17:45.523	1:21.989	43.286	144.3	10:19:50.798	1	10:17:55.737	10:15:48.050	1:22.877	44.810	171.7	10:17:55.737
2	2:42.179	46.325	1:13.697	42.157	219.5	10:22:32.977	2	2:41.042	46.017	1:12.521	42.504	223.6	10:20:36.779
3	17:56.478	16:02.104	1:13.014	41.360	208.0	10:40:29.455	3	2:38.597	45.367	1:11.138	42.092	227.8	10:23:15.376
4	2:37.411	45.551	1:10.764	41.096	225.9	10:43:06.866	4	2:38.244	45.539	1:11.245	41.460	226.4	10:25:53.620
5	2:36.464	45.045	1:10.348	41.071	228.8	10:45:43.330	5	2:40.524	46.226	1:12.497	41.801	222.6	10:28:34.144
6	2:38.715	45.956	1:11.362	41.397	222.6	10:48:22.045	6	3:07.332 P	45.408	1:11.955	1:09.969	226.8	10:31:41.476
7	3:59.936	2:07.071	1:11.023	41.842	217.3	10:52:21.981	7	13:13.080	11:14.080	1:16.174	42.826	156.7	10:44:54.556
							8	2:39.071	45.820	1:11.328	41.923	222.6	10:47:33.627
							9	2:37.895	45.309	1:10.851	41.735	225.4	10:50:11.522

17

Jean-Baptiste Mela

Alpine

Alexandre Gadois

Alpine

AUTOSPORT GP

AUTOSPORT GP

Lap D	Time	Sector 1	Sector 2	Sector 3	T. Spd	Elapsed	Lap D	Time	Sector 1	Sector 2	Sector 3	T. Spd	Elapsed
1	10:18:02.487	10:15:53.154	1:24.972	44.361	139.1	10:18:02.487	1	10:18:28.466	10:15:56.870	1:38.603	52.993	116.8	10:18:28.466
2	2:43.535	47.567	1:13.854	42.114	219.9	10:20:46.022	2	2:51.431	49.164	1:16.662	45.605	216.0	10:21:19.897
3	2:38.532	45.795	1:11.420	41.317	226.8	10:23:24.554	3	2:44.403	46.553	1:14.944	42.906	225.9	10:24:04.300
4	2:38.040	45.074	1:11.609	41.357	228.3	10:26:02.594	4	2:41.481	46.106	1:13.355	42.020	227.8	10:26:45.781
5		45.002			228.3		5	6:00.296	4:03.467	1:14.168	42.661	210.5	10:32:46.077
							6	2:41.334	45.537	1:13.035	42.762	229.2	10:35:27.411
							7	2:40.642	45.877	1:12.825	41.940	228.3	10:38:08.053
							8	2:40.755	45.326	1:13.201	42.228	230.2	10:40:48.808
							9	7:54.524	5:57.720	1:14.192	42.612	208.8	10:48:43.332
							10	2:40.644	45.749	1:12.729	42.166	229.7	10:51:23.976

18

Pierre Macchi

Alpine

Luc Ceret

Alpine

AUTOSPORT GP

AUTOSPORT GP

Lap D	Time	Sector 1	Sector 2	Sector 3	T. Spd	Elapsed	Lap D	Time	Sector 1	Sector 2	Sector 3	T. Spd	Elapsed
1	10:19:34.750	10:16:35.167	1:50.902	1:08.681	105.8	10:19:34.750	1	10:19:18.254	10:16:48.917	1:37.991	51.346	131.7	10:19:18.254
2	3:06.157	54.690	1:24.039	47.428	202.6	10:22:40.907	2	2:58.880	50.602	1:21.484	46.794	193.5	10:22:17.134
3	3:02.336	49.786	1:23.999	48.551	214.2	10:25:43.243	3	2:55.145	48.915	1:20.185	46.045	204.1	10:25:12.279
4	2:58.030	49.322	1:22.409	46.299	213.8	10:28:41.273	4	2:52.319	48.336	1:19.090	44.893	212.1	10:28:04.598
5	2:56.189	48.742	1:21.950	45.497	217.3	10:31:37.462	5 2	2:50.713	48.214	1:17.277	45.222	219.5	10:30:55.311
6	2:51.661	48.143	1:18.743	44.775	210.5	10:34:29.123	6 2	2:50.480	48.304	1:18.166	44.010	218.6	10:33:45.791
7	2:50.559	48.099	1:17.629	44.831	210.9	10:37:19.682	7 2	2:48.324	47.577	1:17.142	43.605	222.6	10:36:34.115
8	2:52.699	47.835	1:17.203	47.661	221.7	10:40:12.381	8 2	2:48.261	47.649	1:16.432	44.180	220.8	10:39:22.376
9	2:48.386	48.164	1:15.985	44.237	221.3	10:43:00.767	9 2	2:48.809	47.492	1:16.662	44.655	220.4	10:42:11.185
10	2:49.400	47.771	1:16.961	44.668	221.3	10:45:50.167	10 2	2:49.416	48.130	1:17.509	43.777	219.0	10:45:00.601
11	2:47.300	48.124	1:15.510	43.666	200.7	10:48:37.467	11 2	2:48.506	47.553	1:17.179	43.774	222.2	10:47:49.107
12	2:49.851	47.790	1:15.567	46.494	221.3	10:51:27.318	12 2	2:48.825	47.628	1:16.270	44.927	222.6	10:50:37.932





Spa Francorchamps
Alpine ELF Europa Cup
Free Practice - 1
Lap Analysis



64

Mike Parisy

Alpine 110

Arnaud Tsamere

Alpine

CMR

RACING TECHNOLOGY

Lap D	Time	Sector 1	Sector 2	Sector 3	T. Spd	Elapsed	Lap D	Time	Sector 1	Sector 2	Sector 3	T. Spd	Elapsed
1	10:17:43.173	10:15:41.348	1:18.131	43.694	183.6	10:17:43.173	1	10:19:34.997	10:17:25.114	1:23.596	46.287	174.1	10:19:34.997
2	2:39.944	46.371	1:12.156	41.417	223.1	10:20:23.117	2	2:48.649	47.978	1:16.471	44.200	219.5	10:22:23.646
3	2:37.383	45.315	1:10.862	41.206	227.3	10:23:00.500	3	2:46.740	47.928	1:15.142	43.670	225.0	10:25:10.386
4	2:37.255	45.072	1:11.472	40.711	228.3	10:25:37.755	4	2:42.839	46.430	1:13.705	42.704	226.8	10:27:53.225
5	2:36.241	44.951	1:10.361	40.929	229.2	10:28:13.996	5	2:43.467	46.402	1:14.399	42.666	225.9	10:30:36.692
6	2:39.973	44.803	1:11.734	43.436	229.7	10:30:53.969	6	5:38.705	3:37.950	1:17.533	43.222	190.8	10:36:15.397
7	8:13.863	6:20.265	1:11.997	41.601	215.5	10:39:07.832	7	2:45.287	46.578	1:16.028	42.681	224.5	10:39:00.684
8	2:39.728	45.389	1:12.876	41.463	225.9	10:41:47.560	8	2:41.694	46.083	1:13.016	42.595	228.3	10:41:42.378
9	2:37.221	45.126	1:10.939	41.156	228.3	10:44:24.781	9	2:42.235	45.891	1:13.498	42.846	227.8	10:44:24.613
10	2:37.959	45.221	1:11.072	41.666	226.4	10:47:02.740	10	2:41.926	46.405	1:13.043	42.478	229.2	10:47:06.539
11	2:38.220	45.212	1:11.231	41.777	226.8	10:49:40.960	11	2:41.741	46.194	1:13.332	42.215	225.9	10:49:48.280
12	2:45.097	45.426	1:15.010	44.661	224.5	10:52:26.057	12	2:41.181	45.940	1:13.021	42.220	227.3	10:52:29.461

69

Laurent Hurgon

Alpine

AUTOSPORT GP-PATRICK
ROGER

Lap D	Time	Sector 1	Sector 2	Sector 3	T. Spd	Elapsed
1	10:17:50.203	10:15:48.623	1:18.384	43.196	163.3	10:17:50.203
2	2:41.143	46.578	1:12.563	42.002	221.7	10:20:31.346
3	2:38.727	45.732	1:11.603	41.392	224.0	10:23:10.073
4	2:38.052	45.466	1:11.238	41.348	224.0	10:25:48.125
5	2:38.015	45.385	1:11.322	41.308	227.8	10:28:26.140
6	2:37.902	45.173	1:11.300	41.429	226.8	10:31:04.042
7	2:38.460	45.177	1:11.806	41.477	226.4	10:33:42.502
8	2:40.141	45.210	1:11.126	43.805	226.8	10:36:22.643
9	6:03.474	3:58.106	1:14.481	50.887	194.9	10:42:26.117
10	2:38.929	45.224	1:11.643	42.062	226.4	10:45:05.046
11	2:39.773	45.257	1:12.377	42.139	228.3	10:47:44.819
12	2:39.509	45.650	1:11.982	41.877	223.6	10:50:24.328

74

Julien Neveu

Alpine

AUTOSPORT GP

Lap D	Time	Sector 1	Sector 2	Sector 3	T. Spd	Elapsed
1	10:18:27.512	10:15:56.145	1:38.712	52.655	134.4	10:18:27.512
2	2:49.330	49.077	1:16.481	43.772	210.9	10:21:16.842
3	2:44.818	47.303	1:15.081	42.434	196.3	10:24:01.660
4	2:39.795	46.004	1:12.065	41.726	227.3	10:26:41.455
5	2:39.339	46.001	1:11.743	41.595	224.0	10:29:20.794
6	2:39.257	46.087	1:11.474	41.696	223.1	10:32:00.051
7	5:28.812	3:32.712	1:13.117	42.983	212.1	10:37:28.863
8	2:39.275	45.587	1:11.935	41.753	228.3	10:40:08.138
9	2:38.170	45.388	1:11.280	41.502	230.7	10:42:46.308
10	2:37.240	44.798	1:11.076	41.366	231.2	10:45:23.548
11	2:37.868	45.330	1:11.128	41.410	226.8	10:48:01.416
12	2:40.001	46.330	1:11.684	41.987	224.0	10:50:41.417



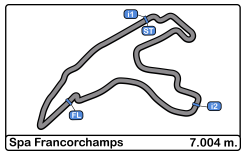


Spa Francorchamps
Alpine ELF Europa Cup
Free Practice - 1
Best Sectors Results



Sector - 1				Sector - 2				Sector - 3				Ideal Lap vs Best Lap			
Clas	Nº	Driver	Time	Nº	Driver	Time	Nº	Driver	Time	Clas	Nº	Driver	Ideal Lap	Best Lap	Clas
1	8	Nicolas Milan	44.718	15	Gael Castelli	1:10.348	64	Mike Parisy	40.711	1	64	Mike Parisy	2:35.875	2:36.241	1
2	74	Julien Neveu	44.798	64	Mike Parisy	1:10.361	11	Vincent Beltoise	40.901	2	11	Vincent Beltoise	2:36.460	2:36.693	3
3	64	Mike Parisy	44.803	8	Nicolas Milan	1:10.635	15	Gael Castelli	41.071	3	15	Gael Castelli	2:36.464	2:36.464	2
4	21	Marc Guillot	44.893	11	Vincent Beltoise	1:10.641	2	Yann Zimmer	41.145	4	8	Nicolas Milan	2:36.528	2:36.746	4
5	11	Vincent Beltoise	44.918	6	Antoine Miquel	1:10.654	8	Nicolas Milan	41.175	5	74	Julien Neveu	2:37.240	2:37.240	5
6	17	Jean-Baptiste Mela	45.002	2	Yann Zimmer	1:10.705	69	Laurent Hurgon	41.308	6	21	Marc Guillot	2:37.268	2:37.570	7
7	15	Gael Castelli	45.045	29	Mateo Herrero	1:10.851	17	Jean-Baptiste Mela	41.317	7	6	Antoine Miquel	2:37.304	2:37.620	8
8	6	Antoine Miquel	45.167	21	Marc Guillot	1:11.023	21	Marc Guillot	41.352	8	2	Yann Zimmer	2:37.343	2:37.343	6
9	69	Laurent Hurgon	45.173	74	Julien Neveu	1:11.076	74	Julien Neveu	41.366	9	69	Laurent Hurgon	2:37.607	2:37.902	10
10	29	Mateo Herrero	45.309	69	Laurent Hurgon	1:11.126	29	Mateo Herrero	41.460	10	29	Mateo Herrero	2:37.620	2:37.895	9
11	33	Alexandre Gadois	45.326	17	Jean-Baptiste Mela	1:11.420	6	Antoine Miquel	41.483	11	17	Jean-Baptiste Mela	2:37.739	2:38.040	11
12	14	Marc Sevestre	45.380	14	Marc Sevestre	1:12.019	14	Marc Sevestre	41.819	12	14	Marc Sevestre	2:39.218	2:39.942	12
13	2	Yann Zimmer	45.493	9	Philippe Bourgois	1:12.350	33	Alexandre Gadois	41.940	13	33	Alexandre Gadois	2:39.995	2:40.642	14
14	9	Philippe Bourgois	45.533	33	Alexandre Gadois	1:12.729	9	Philippe Bourgois	42.129	14	9	Philippe Bourgois	2:40.012	2:40.537	13
15	11	Arnaud Tsamere	45.891	110	Arnaud Tsamere	1:13.016	110	Arnaud Tsamere	42.215	15	110	Arnaud Tsamere	2:41.122	2:41.181	15
16	7	Franc Rouxel	47.048	18	Pierre Macchi	1:15.510	38	Yves Lemaître	43.605	16	18	Pierre Macchi	2:46.947	2:47.300	16
17	38	Yves Lemaître	47.492	38	Yves Lemaître	1:16.270	18	Pierre Macchi	43.666	17	38	Luc Ceret	2:47.367	2:48.261	18
18	18	Pierre Macchi	47.771	7	Franc Rouxel	1:16.942	7	Franc Rouxel	43.900	18	7	Franc Rouxel	2:47.890	2:48.128	17
19	5	Stéphane Proux	48.555	5	Stéphane Proux	1:17.136	5	Stéphane Proux	45.194	19	5	Stéphane Proux	2:50.885	2:51.153	19



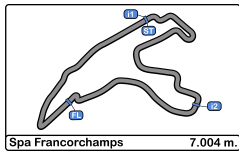


Spa Francorchamps
Alpine ELF Europa Cup
Free Practice - 1
Best 5 Lap Times



Cls	N°	Driver	Nat	Team	Level	Category	Best 1		Best 2		Best 3		Best 4		Best 5	
							Time	Lap	Time	Lap	Time	Lap	Time	Lap	Time	Lap
1	64	Mike Parisy	FRA	CMR	Inter C		2:36.241	5	2:37.221	9	2:37.255	4	2:37.383	3	2:37.959	10
2	15	Gael Castelli	FRA	CMR	Inter C		2:36.464	5	2:37.411	4	2:38.715	6	2:42.179	2	3:59.936	7
3	11	Vincent Beltoise	FRA	RACING TECHNOLOGY	Inter C		2:36.693	9	2:36.925	8	2:37.729	7	2:37.745	4	2:39.079	10
4	8	Nicolas Milan	FRA	MILAN COMPETITION	Inter C		2:36.746	7	2:37.038	8	2:37.484	6	2:38.186	4	2:38.249	5
5	74	Julien Neveu	FRA	AUTOSPORT GP	Inter C		2:37.240	10	2:37.868	11	2:38.170	9	2:39.257	6	2:39.275	8
6	2	Yann Zimmer	SUI	CMR	Inter C		2:37.343	8	2:38.327	7	2:39.577	10	2:39.611	6	2:40.198	4
7	21	Marc Guillot	FRA	MILAN COMPETITION	Inter C		2:37.570	6	2:37.919	12	2:37.925	10	2:37.935	5	2:38.298	7
8	6	Antoine Miquel	FRA	MILAN COMPETITION	Inter C	Junior	2:37.620	9	2:37.727	10	2:38.002	8	2:38.941	4	2:39.795	3
9	29	Mateo Herrero	FRA	MILAN COMPETITION	Inter C	Junior	2:37.895	9	2:38.244	4	2:38.597	3	2:39.071	8	2:40.524	5
10	69	Laurent Hurgon	FRA	AUTOSPORT GP-PATRICK COFFR	Inter C		2:37.902	6	2:38.015	5	2:38.052	4	2:38.460	7	2:38.727	3
11	17	Jean-Baptiste Mela	FRA	AUTOSPORT GP	Inter C	Junior	2:38.040	4	2:38.532	3	2:43.535	2				
12	14	Marc Sevestre	FRA	AUTOSPORT GP	Inter C	Gentleman	2:39.942	8	2:40.058	11	2:40.324	9	2:40.350	10	2:41.007	7
13	9	Philippe Bourgois	FRA	MILAN COMPETITION	Inter B	Gentleman	2:40.537	7	2:41.414	5	2:41.603	4	2:41.647	3	2:41.855	9
14	33	Alexandre Gadois	FRA	AUTOSPORT GP	Inter C	Junior	2:40.642	7	2:40.644	10	2:40.755	8	2:41.334	6	2:41.481	4
15	110	Arnaud Tsamere	FRA	RACING TECHNOLOGY	Inter D	Gentleman	2:41.181	12	2:41.694	8	2:41.741	11	2:41.926	10	2:42.235	9
16	18	Pierre Macchi	FRA	AUTOSPORT GP	Inter D	Gentleman	2:47.300	11	2:48.386	9	2:49.400	10	2:49.851	12	2:50.559	7
17	7	Franc Rouxel	FRA	RACING TECHNOLOGY	Inter D	Gentleman	2:48.128	6	2:48.167	4	2:48.739	10	2:49.285	5	2:49.300	3
18	38	Luc Ceret	FRA	AUTOSPORT GP	Inter D	Gentleman	2:48.261	8	2:48.324	7	2:48.506	11	2:48.809	9	2:48.825	12
19	5	Stéphane Proux	FRA	RACING TECHNOLOGY	Inter D	Gentleman	2:51.153	11	2:51.995	6	2:52.284	4	2:52.455	5	2:53.306	9



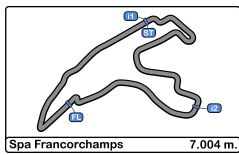


Spa Francorchamps
Alpine ELF Europa Cup
Free Practice - 1
Fastest Laps Sequence



Lap	Time of Day	Session Time	Nº	Driver	Nat	Team	Level	Category	Time	Km/h
2	10:20:23.117	5:23.117	64	Mike Parisy	FRA	CMR	Inter C		2:39.944	157.6
3	10:23:00.500	8:00.500	64	Mike Parisy	FRA	CMR	Inter C		2:37.383	160.2
4	10:25:37.755	10:37.755	64	Mike Parisy	FRA	CMR	Inter C		2:37.255	160.3
5	10:28:13.996	13:13.996	64	Mike Parisy	FRA	CMR	Inter C		2:36.241	161.3





Spa Francorchamps
Alpine ELF Europa Cup
Free Practice - 1
Pit Stop Analysis



2 Yann Zimmer CMR
 Alpine

Nr.	In Day Time	In Time	Out Time	Pit Time	T. Pit Time	Handicap	Penalty
1	10:28:00.015	10:28:00.015	10:36:17.588	8:17.573	8:17.573		

5 Stéphane Proux Gentleman RACING TECHNOLOGY
 Alpine

Nr.	In Day Time	In Time	Out Time	Pit Time	T. Pit Time	Handicap	Penalty
1	10:37:45.407	10:37:45.407	10:39:36.059	1:50.652	1:50.652		

6 Antoine Miquel Junior MILAN COMPETITION
 Alpine

Nr.	In Day Time	In Time	Out Time	Pit Time	T. Pit Time	Handicap	Penalty
1	10:34:01.927	10:34:01.927	10:38:10.126	4:08.199	4:08.199		

7 Franc Rouxel Gentleman RACING TECHNOLOGY
 Alpine

Nr.	In Day Time	In Time	Out Time	Pit Time	T. Pit Time	Handicap	Penalty
1	10:36:40.920	10:36:40.920	10:42:34.065	5:53.145	5:53.145		

9 Philippe Bourgois Gentleman MILAN COMPETITION
 Alpine

Nr.	In Day Time	In Time	Out Time	Pit Time	T. Pit Time	Handicap	Penalty
1	10:32:47.405	10:32:47.405	10:36:42.089	3:54.684	3:54.684		
2	10:42:11.329	10:42:11.329	10:44:03.356	1:52.027	5:46.711		

11 Vincent Beltoise RACING TECHNOLOGY
 Alpine

Nr.	In Day Time	In Time	Out Time	Pit Time	T. Pit Time	Handicap	Penalty
1	10:30:34.055	10:30:34.055	10:38:58.730	8:24.675	8:24.675		

15 Gael Castelli CMR
 Alpine

Nr.	In Day Time	In Time	Out Time	Pit Time	T. Pit Time	Handicap	Penalty
1	10:48:43.317	10:48:43.317	10:50:01.421	1:18.104	1:18.104		

29 Mateo Herrero Junior MILAN COMPETITION
 Alpine

Nr.	In Day Time	In Time	Out Time	Pit Time	T. Pit Time	Handicap	Penalty
1	10:33:59.776	10:33:59.776	10:42:18.303	8:18.527	8:18.527		

33 Alexandre Gadois Junior AUTOSPORT GP
 Alpine

Nr.	In Day Time	In Time	Out Time	Pit Time	T. Pit Time	Handicap	Penalty
1	10:27:08.545	10:27:08.545	10:30:16.476	3:07.931	3:07.931		
2	10:41:11.836	10:41:11.836	10:46:16.446	5:04.610	8:12.541		

64 Mike Parisy CMR
 Alpine

Nr.	In Day Time	In Time	Out Time	Pit Time	T. Pit Time	Handicap	Penalty
1	10:31:19.465	10:31:19.465	10:36:44.975	5:25.510	5:25.510		

69 Laurent Hurgon AUTOSPORT GP-PATRICK ROGER
 Alpine

Nr.	In Day Time	In Time	Out Time	Pit Time	T. Pit Time	Handicap	Penalty
1	10:36:48.454	10:36:48.454	10:39:40.540	2:52.086	2:52.086		

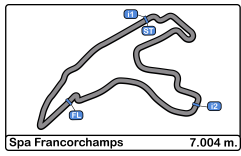
74 Julien Neveu AUTOSPORT GP
 Alpine

Nr.	In Day Time	In Time	Out Time	Pit Time	T. Pit Time	Handicap	Penalty
1	10:32:25.478	10:32:25.478	10:35:03.126	2:37.648	2:37.648		

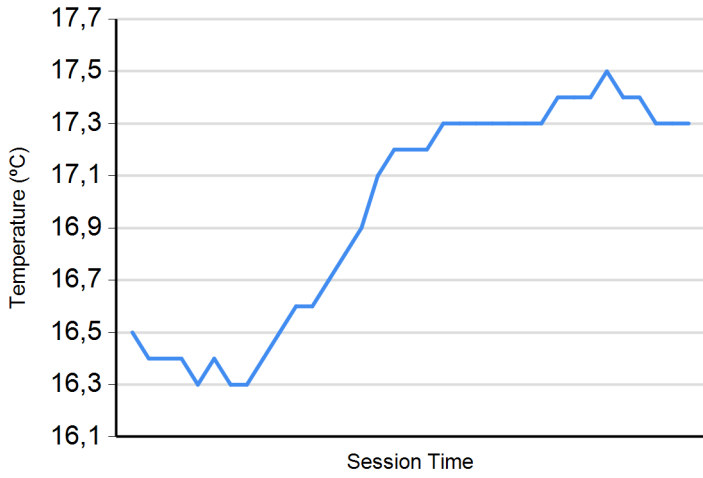
110 Arnaud Tsamere Gentleman RACING TECHNOLOGY
 Alpine

Nr.	In Day Time	In Time	Out Time	Pit Time	T. Pit Time	Handicap	Penalty
1	10:31:00.286	10:31:00.286	10:33:41.405	2:41.119	2:41.119		

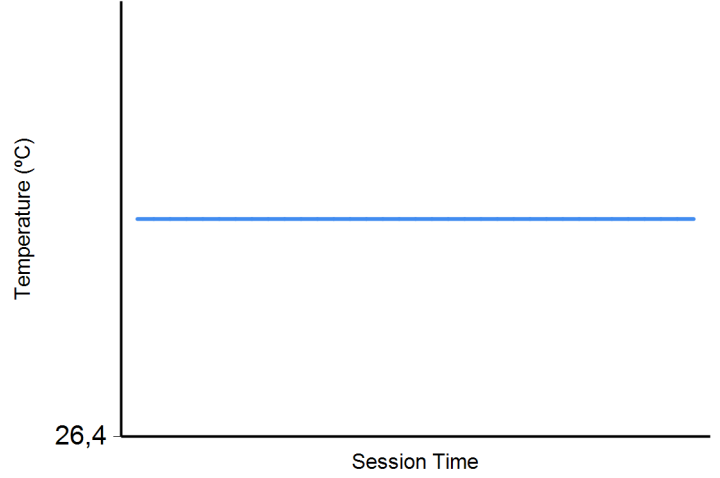




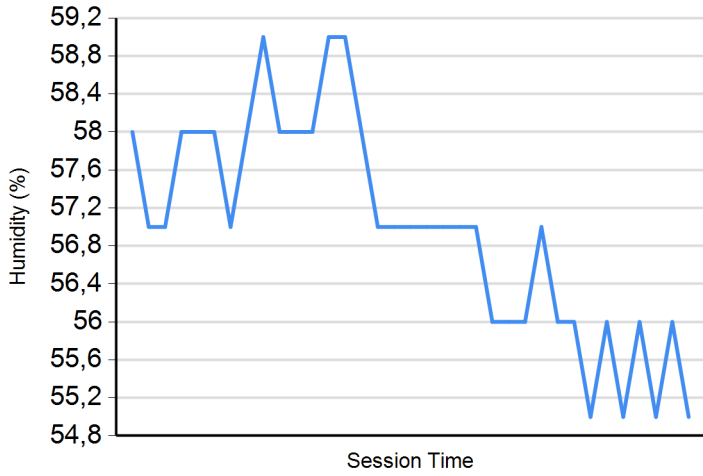
Air Temperature



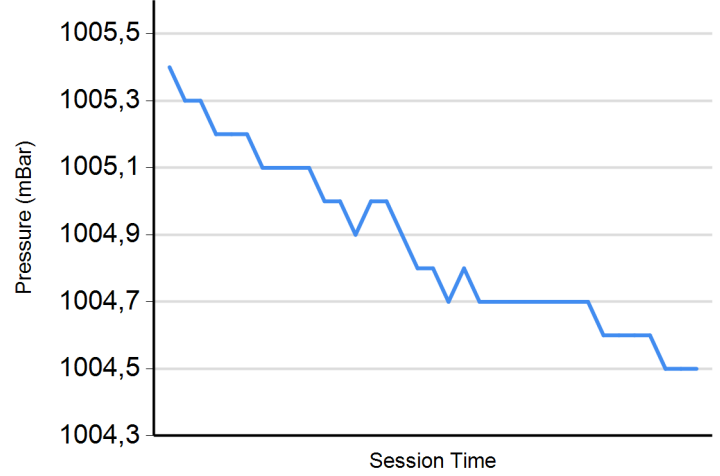
Track Temperature



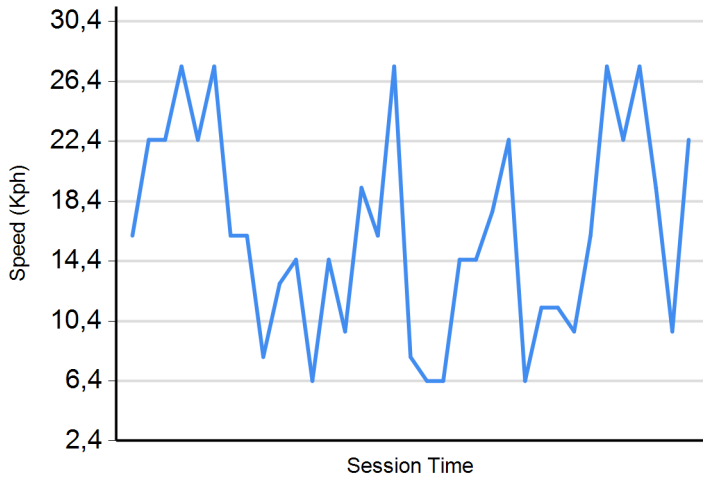
Humidity



Pressure



Wind Speed



Wind direction

North = 0°/360° Est = 90° South = 180° West = 270°

