

**Spa Francorchamps**  
**Alpine ELF Europa Cup**  
**Free Practice - 2**  
**Provisional Results**



Cls	N°	Driver	Nat	Team	Level	Category	Laps	Best	Time	Gap	Interval	Km/h
1	21	Marc Guillot	FRA	MILAN COMPETITION	Inter C		11	5	2:34.672			163.0
2	15	Gael Castelli	FRA	CMR	Inter C		10	5	2:35.420	0.748	0.748	162.2
3	29	Mateo Herrero	FRA	MILAN COMPETITION	Inter C	Junior	11	6	2:35.491	0.819	0.071	162.1
4	11	Vincent Beltoise	FRA	RACING TECHNOLOGY	Inter C		7	6	2:35.679	1.007	0.188	161.9
5	17	Jean-Baptiste Mela	FRA	AUTOSPORT GP	Inter C	Junior	9	7	2:35.687	1.015	0.008	161.9
6	74	Julien Neveu	FRA	AUTOSPORT GP	Inter C		9	6	2:35.959	1.287	0.272	161.6
7	6	Antoine Miquel	FRA	MILAN COMPETITION	Inter C	Junior	11	7	2:36.282	1.610	0.323	161.3
8	64	Mike Parisy	FRA	CMR	Inter C		10	5	2:36.386	1.714	0.104	161.2
9	8	Nicolas Milan	FRA	MILAN COMPETITION	Inter C		11	5	2:36.495	1.823	0.109	161.1
10	33	Alexandre Gadois	FRA	AUTOSPORT GP	Inter C	Junior	11	6	2:37.273	2.601	0.778	160.3
11	14	Marc Sevestre	FRA	AUTOSPORT GP	Inter C	Gentleman	9	5	2:37.494	2.822	0.221	160.0
12	2	Yann Zimmer	SUI	CMR	Inter C		10	4	2:37.903	3.231	0.409	159.6
13	69	Laurent Hurgon	FRA	AUTOSPORT GP-PATRICK ROGER	Inter C		8	4	2:38.165	3.493	0.262	159.4
14	9	Philippe Bourgois	FRA	MILAN COMPETITION	Inter B	Gentleman	10	6	2:38.441	3.769	0.276	159.1
15	110	Arnaud Tsamere	FRA	RACING TECHNOLOGY	Inter D	Gentleman	11	7	2:39.933	5.261	1.492	157.6
16	7	Franc Rouxel	FRA	RACING TECHNOLOGY	Inter D	Gentleman	10	9	2:43.737	9.065	3.804	153.9
17	18	Pierre Macchi	FRA	AUTOSPORT GP	Inter D	Gentleman	10	9	2:44.614	9.942	0.877	153.1
18	5	Stéphane Proux	FRA	RACING TECHNOLOGY	Inter D	Gentleman	10	9	2:47.408	12.736	2.794	150.6
19	38	Luc Ceret	FRA	AUTOSPORT GP	Inter D	Gentleman	10	8	2:51.936	17.264	4.528	146.6
20	4	Mathieu Blaise	FRA	RACING TECHNOLOGY	Inter D	Gentleman	1	1	16:05:33	16:02:58	16:02:41	00.0

Published at:.....

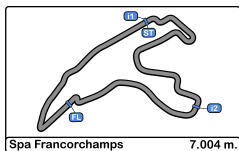
Track Temp: 32.0 °C Air Temp: 20.0 °C Humidity: 55 % Track Status: DRY

Stewards:

Race Director:

Timekeeper:





**Spa Francorchamps**  
**Alpine ELF Europa Cup**  
**Free Practice - 2**  
**Provisional Results by Class**



Cls	N°	Driver	Nat	Team	Level	Category	Laps	Best	Time	Gap	Interval	Km/h
<b>Inter B</b>												
1	9	Philippe Bourgois	FRA	MILAN COMPETITION	Inter B	Gentleman	10	6	2:38.441			159.1
<b>Inter C</b>												
1	21	Marc Guillot	FRA	MILAN COMPETITION	Inter C		11	5	2:34.672			163.0
2	15	Gael Castelli	FRA	CMR	Inter C		10	5	2:35.420	0.748	0.748	162.2
3	29	Mateo Herrero	FRA	MILAN COMPETITION	Inter C	Junior	11	6	2:35.491	0.819	0.071	162.1
4	11	Vincent Beltoise	FRA	RACING TECHNOLOGY	Inter C		7	6	2:35.679	1.007	0.188	161.9
5	17	Jean-Baptiste Mela	FRA	AUTOSPORT GP	Inter C	Junior	9	7	2:35.687	1.015	0.008	161.9
6	74	Julien Neveu	FRA	AUTOSPORT GP	Inter C		9	6	2:35.959	1.287	0.272	161.6
7	6	Antoine Miquel	FRA	MILAN COMPETITION	Inter C	Junior	11	7	2:36.282	1.610	0.323	161.3
8	64	Mike Parisy	FRA	CMR	Inter C		10	5	2:36.386	1.714	0.104	161.2
9	8	Nicolas Milan	FRA	MILAN COMPETITION	Inter C		11	5	2:36.495	1.823	0.109	161.1
10	33	Alexandre Gadois	FRA	AUTOSPORT GP	Inter C	Junior	11	6	2:37.273	2.601	0.778	160.3
11	14	Marc Sevestre	FRA	AUTOSPORT GP	Inter C	Gentleman	9	5	2:37.494	2.822	0.221	160.0
12	2	Yann Zimmer	SUI	CMR	Inter C		10	4	2:37.903	3.231	0.409	159.6
13	69	Laurent Hurgon	FRA	AUTOSPORT GP-PATRICK ROGER	Inter C		8	4	2:38.165	3.493	0.262	159.4
<b>Inter D</b>												
1	110	Arnaud Tsamere	FRA	RACING TECHNOLOGY	Inter D	Gentleman	11	7	2:39.933			157.6
2	7	Franc Rouxel	FRA	RACING TECHNOLOGY	Inter D	Gentleman	10	9	2:43.737	3.804	3.804	153.9
3	18	Pierre Macchi	FRA	AUTOSPORT GP	Inter D	Gentleman	10	9	2:44.614	4.681	0.877	153.1
4	5	Stéphane Proux	FRA	RACING TECHNOLOGY	Inter D	Gentleman	10	9	2:47.408	7.475	2.794	150.6
5	38	Luc Ceret	FRA	AUTOSPORT GP	Inter D	Gentleman	10	8	2:51.936	12.003	4.528	146.6
6	4	Mathieu Blaise	FRA	RACING TECHNOLOGY	Inter D	Gentleman	1	1	16:05:33	16:02:53	16:02:41	00.0

Published at:.....

Track Temp: **32.0 °C** Air Temp: **20.0 °C** Humidity: **55 %** Track **DRY**

Stewards:

Race Director:

Timekeeper:





**Spa Francorchamps**  
**Alpine ELF Europa Cup**  
**Free Practice - 2**  
**Lap Analysis**



**2**

Yann Zimmer

Alpine **7**

Franc Rouxel

Alpine

CMR

RACING TECHNOLOGY

Lap D	Time	Sector 1	Sector 2	Sector 3	T. Spd	Elapsed	Lap D	Time	Sector 1	Sector 2	Sector 3	T. Spd	Elapsed
1	16:04:41.817	16:02:43.387	1:15.021	43.409		16:04:41.817	1	16:05:12.727	16:03:00.609	1:25.806	46.312		16:05:12.727
2	2:39.210	45.521	1:11.436	42.253		16:07:21.027	2	3:04.401	48.263	1:18.862	57.276		16:08:17.128
3	9:18.405	7:24.414	1:12.589	41.402		16:16:39.432	3	9:04.442	6:51.592	1:24.637	48.213		16:17:21.570
4	<b>2:37.903</b>	45.531	1:11.122	41.250		16:19:17.335	4	2:53.365	48.221	1:21.038	44.106		16:20:14.935
5	2:39.414	<b>45.208</b>	1:13.209	<b>40.997</b>		16:21:56.749	5	2:46.295	47.033	1:15.815	43.447		16:23:01.230
6	2:38.376	45.326	<b>1:11.016</b>	42.034		16:24:35.125	6	2:56.506	47.012	1:15.841	53.653		16:25:57.736
7	2:39.378	46.831	1:11.138	41.409		16:27:14.503	7	5:04.171	3:04.428	1:16.115	43.628		16:31:01.907
8	6:53.996	4:58.441	1:12.148	43.407		16:34:08.499	8	2:45.092	46.760	1:15.179	43.153		16:33:46.999
9	2:39.566	45.398	1:12.075	42.093		16:36:48.065	9	<b>2:43.737</b>	<b>45.744</b>	1:15.086	<b>42.907</b>		16:36:30.736
10	2:38.802	45.505	1:11.813	41.484		16:39:26.867	10	2:43.961	46.162	<b>1:14.452</b>	43.347		16:39:14.697

**4**

Mathieu Blaise

Alpine **8**

Nicolas Milan

Alpine

RACING TECHNOLOGY

MILAN COMPETITION

Lap D	Time	Sector 1	Sector 2	Sector 3	T. Spd	Elapsed	Lap D	Time	Sector 1	Sector 2	Sector 3	T. Spd	Elapsed
1	<b>16:05:33.113</b>	16:03:07.191	<b>1:31.138</b>	<b>54.784</b>		16:05:33.113	1	16:04:59.539	16:02:58.779	1:17.664	43.096		16:04:59.539
2		<b>47.259</b>					2	3:02.214	46.350	1:12.528	1:03.336		16:08:01.753

**5**

Stéphane Proux

Alpine

RACING TECHNOLOGY

Lap D	Time	Sector 1	Sector 2	Sector 3	T. Spd	Elapsed	Lap D	Time	Sector 1	Sector 2	Sector 3	T. Spd	Elapsed
1	16:05:34.966	16:03:09.931	1:31.298	53.737		16:05:34.966	3	9:03.189	7:01.246	1:16.693	45.250		16:17:04.942
2	3:25.350	51.498	1:34.933	58.919		16:09:00.316	4	2:37.971	45.737	1:11.255	40.979		16:19:42.913
3	8:19.645	6:03.312	1:28.980	47.353		16:17:19.961	5	<b>2:36.495</b>	45.092	<b>1:10.580</b>	<b>40.823</b>		16:22:19.408
4	2:54.074	49.291	1:19.721	45.062		16:20:14.035	6	2:37.587	<b>44.962</b>	1:11.348	41.277		16:24:56.995
5	2:51.849	48.380	1:17.628	45.841		16:23:05.884	7	2:36.769	45.208	1:10.630	40.931		16:27:33.764
6	2:51.762	49.159	1:17.183	45.420		16:25:57.646	8	2:37.795	45.244	1:11.370	41.181		16:30:11.559
7	2:50.161	48.460	1:16.884	44.817		16:28:47.807	9	2:37.418	45.108	1:11.168	41.142		16:32:48.977
8	2:49.611	48.194	1:17.272	<b>44.145</b>		16:31:37.418	10	2:49.311	45.224	1:11.421	52.666		16:35:38.288
9	<b>2:47.408</b>	<b>47.541</b>	<b>1:15.628</b>	44.239		16:34:24.826	11	2:58.852	45.633	1:12.853	1:00.366		16:38:37.140
10	2:48.804	47.576	1:17.045	44.183		16:37:13.630							

**6**

Antoine Miquel

Alpine

MILAN COMPETITION

Lap D	Time	Sector 1	Sector 2	Sector 3	T. Spd	Elapsed	Lap D	Time	Sector 1	Sector 2	Sector 3	T. Spd	Elapsed
1	16:04:38.705	16:02:39.790	1:15.706	43.209		16:04:38.705	1	16:05:09.450	16:03:05.153	1:20.014	44.283		16:05:09.450
2	2:38.129	45.579	1:11.579	40.971		16:07:16.834	2	2:53.387	46.876	1:13.593	52.918		16:08:02.837
3	9:46.956	7:43.624	1:18.373	44.959		16:17:03.790	3	9:02.705	7:00.700	1:16.587	45.418		16:17:05.542
4	2:37.452	45.555	1:10.768	41.129		16:19:41.242	4	2:39.879	45.633	1:12.542	41.704		16:19:45.421
5	2:37.636	45.330	1:11.382	40.924		16:22:18.878	5	2:39.118	45.871	1:11.679	41.568		16:22:24.539
6	2:38.970	45.163	1:12.719	41.088		16:24:57.848	6	<b>2:38.441</b>	45.434	<b>1:11.603</b>	<b>41.404</b>		16:25:02.980
7	<b>2:36.282</b>	44.893	<b>1:10.601</b>	<b>40.788</b>		16:27:34.130	7	2:39.214	45.528	1:11.935	41.751		16:27:42.194
8	2:39.438	44.652	1:12.751	42.035		16:30:13.568	8	4:57.343	3:03.210	1:12.441	41.692		16:32:39.537
9	2:36.513	<b>44.516</b>	1:10.808	41.189		16:32:50.081	9	2:44.588	<b>45.341</b>	1:17.128	42.119		16:35:24.125
10	2:37.681	44.693	1:11.464	41.524		16:35:27.762	10	4:01.108	2:06.523	1:12.858	41.727		16:39:25.233
11	2:39.298	45.174	1:11.475	42.649		16:38:07.060							

**9**

Philippe Bourgois

Alpine

MILAN COMPETITION

Lap D	Time	Sector 1	Sector 2	Sector 3	T. Spd	Elapsed
1	16:05:09.450	16:03:05.153	1:20.014	44.283		16:05:09.450
2	2:53.387	46.876	1:13.593	52.918		16:08:02.837
3	9:02.705	7:00.700	1:16.587	45.418		16:17:05.542
4	2:39.879	45.633	1:12.542	41.704		16:19:45.421
5	2:39.118	45.871	1:11.679	41.568		16:22:24.539
6	<b>2:38.441</b>	45.434	<b>1:11.603</b>	<b>41.404</b>		16:25:02.980
7	2:39.214	45.528	1:11.935	41.751		16:27:42.194
8	4:57.343	3:03.210	1:12.441	41.692		16:32:39.537
9	2:44.588	<b>45.341</b>	1:17.128	42.119		16:35:24.125
10	4:01.108	2:06.523	1:12.858	41.727		16:39:25.233

**11**

Vincent Beltoise

Alpine

RACING TECHNOLOGY

Lap D	Time	Sector 1	Sector 2	Sector 3	T. Spd	Elapsed
1	16:06:41.275	16:04:27.210	1:25.953	48.112		16:06:41.275
2	3:23.033	55.250	1:35.716	52.067		16:10:04.308
3	7:51.206	5:52.818	1:15.774	42.614		16:17:55.514
4	2:36.845	45.595	1:10.512	40.738		16:20:32.359
5	2:36.024	<b>44.848</b>	1:10.752	<b>40.424</b>		16:23:08.383
6	<b>2:35.679</b>	44.902	1:10.107	40.670		16:25:44.062
7	2:35.680	45.020	<b>1:09.964</b>	40.696		16:28:19.742





**Spa Francorchamps**  
**Alpine ELF Europa Cup**  
**Free Practice - 2**  
**Lap Analysis**



14

Marc Sevestre

Alpine 21

Marc Guillot

Alpine

AUTOSPORT GP

MILAN COMPETITION

Lap D	Time	Sector 1	Sector 2	Sector 3	T. Spd	Elapsed	Lap D	Time	Sector 1	Sector 2	Sector 3	T. Spd	Elapsed
1	16:08:13.911	16:05:43.574	1:31.732	58.605		16:08:13.911	1	16:04:49.611	16:02:47.015	1:19.501	43.095		16:04:49.611
2	8:34.434	6:31.292	1:20.244	42.898		16:16:48.345	2	2:48.978	45.457	1:13.168	50.353		16:07:38.589
3	2:40.973	46.063	1:12.788	42.122		16:19:29.318	3	9:06.134	7:06.874	1:16.977	42.283		16:16:44.723
4	2:38.617	45.486	1:11.744	41.387		16:22:07.935	4	2:35.452	44.929	1:10.257	40.266		16:19:20.175
5	2:37.494	45.143	1:11.105	41.246		16:24:45.429	5	2:34.672	44.605	1:09.709	40.358		16:21:54.847
6	2:37.863	45.014	1:11.478	41.371		16:27:23.292	6	2:34.806	44.544	1:09.722	40.540		16:24:29.653
7	2:55.098	45.317	1:20.929	48.852		16:30:18.390	7	2:35.580	44.619	1:10.249	40.712		16:27:05.233
8	4:28.186	2:29.613	1:15.626	42.947		16:34:46.576	8	2:35.741	44.725	1:10.336	40.680		16:29:40.974
9	2:41.423	45.910	1:13.094	42.419		16:37:27.999	9	2:56.913	49.004	1:24.563	43.346		16:32:37.887

15

Gael Castelli

Alpine 21

CMR

Mateo Herrero

Alpine

MILAN COMPETITION

Lap D	Time	Sector 1	Sector 2	Sector 3	T. Spd	Elapsed	Lap D	Time	Sector 1	Sector 2	Sector 3	T. Spd	Elapsed
1	16:04:41.058	16:02:42.734	1:14.743	43.581		16:04:41.058	1	16:04:50.317	16:02:50.903	1:16.120	43.294		16:04:50.317
2	2:39.645	45.603	1:11.845	42.197		16:07:20.703	2	2:44.689	45.533	1:11.783	47.373		16:07:35.006
3	9:40.825	7:39.192	1:18.031	43.602		16:17:01.528	3	10:51.548	8:41.517	1:20.013	50.018		16:18:26.554
4	2:36.451	45.349	1:10.362	40.740		16:19:37.979	4	2:37.341	45.653	1:10.665	41.023		16:21:03.895
5	2:35.420	44.813	1:10.054	40.553		16:22:13.399	5	2:36.082	44.977	1:10.157	40.948		16:23:39.977
6	2:36.741	44.906	1:11.146	40.689		16:24:50.140	6	2:35.491	44.723	1:10.017	40.751		16:26:15.468
7	2:35.594	44.812	1:10.101	40.681		16:27:25.734	7	2:38.830	45.992	1:11.736	41.102		16:28:54.298
8	2:41.446	44.538	1:15.644	41.264		16:30:07.180	8	2:36.802	44.722	1:10.907	41.173		16:31:31.100
9	4:21.767	2:26.641	1:14.148	40.978		16:34:28.947	9	2:35.600	44.812	1:10.015	40.773		16:34:06.700
10	2:35.885	44.591	1:10.465	40.829		16:37:04.832	10	2:36.399	44.752	1:10.743	40.904		16:36:43.099
							11	2:37.481	45.214	1:10.580	41.687		16:39:20.580

17

Jean-Baptiste Mela

Alpine 21

AUTOSPORT GP

Alexandre Gadois

Alpine

AUTOSPORT GP

Lap D	Time	Sector 1	Sector 2	Sector 3	T. Spd	Elapsed	Lap D	Time	Sector 1	Sector 2	Sector 3	T. Spd	Elapsed
1	16:05:00.336	16:02:53.611	1:21.152	45.573		16:05:00.336	1	16:05:07.756	16:02:58.188	1:24.461	45.107		16:05:07.756
2	2:58.809	46.633	1:12.485	59.691		16:07:59.145	2	2:56.759	49.095	1:15.336	52.328		16:08:04.515
3	8:47.330	6:49.984	1:15.002	42.344		16:16:46.475	3	8:42.543	6:41.702	1:18.420	42.421		16:16:47.058
4	2:36.765	44.864	1:11.031	40.870		16:19:23.240	4	2:38.504	44.929	1:12.495	41.080		16:19:25.562
5	2:47.282	44.630	1:16.662	45.990		16:22:10.522	5	2:38.447	44.986	1:12.303	41.158		16:22:04.009
6	5:19.259	3:17.313	1:20.660	41.286		16:27:29.781	6	2:37.273	45.037	1:11.275	40.961		16:24:41.282
7	2:35.687	44.588	1:10.476	40.623		16:30:05.468	7	2:46.410	44.985	1:13.034	48.391		16:27:27.692
8	2:36.092	44.981	1:10.416	40.695		16:32:41.560	8	2:39.875	44.670	1:11.354	43.851		16:30:07.567
9	2:49.340	44.897	1:14.980	49.463		16:35:30.900	9	2:37.528	45.230	1:11.325	40.973		16:32:45.095
							10	2:39.106	44.577	1:12.933	41.596		16:35:24.201
							11	2:38.115	44.772	1:11.919	41.424		16:38:02.316

18

Pierre Macchi

Alpine 21

AUTOSPORT GP

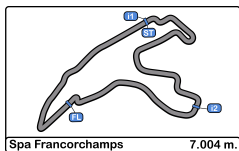
Luc Ceret

Alpine

AUTOSPORT GP

Lap D	Time	Sector 1	Sector 2	Sector 3	T. Spd	Elapsed	Lap D	Time	Sector 1	Sector 2	Sector 3	T. Spd	Elapsed
1	16:05:51.615	16:03:26.602	1:31.208	53.805		16:05:51.615	1 1	16:06:01.493	16:03:31.811	1:37.871	51.811		16:06:01.493
2	3:49.278	53.809	1:33.920	1:21.549		16:09:40.893	2 1	3:40.844	53.595	1:44.348	1:02.901		16:09:42.337
3	7:35.717	5:19.544	1:28.543	47.630		16:17:16.610	3 1	7:36.545	5:19.938	1:29.643	46.964		16:17:18.882
4	3:04.316	54.028	1:23.108	47.180		16:20:20.926	4 1	3:01.188	48.793	1:25.445	46.950		16:20:20.070
5	3:03.477	48.719	1:26.350	48.408		16:23:24.403	5 1	2:58.112	48.679	1:23.555	45.878		16:23:18.182
6	2:49.023	48.643	1:16.915	43.465		16:26:13.426	6 1	2:54.109	48.576	1:20.088	45.445		16:26:12.291
7	2:48.427	48.741	1:16.152	43.534		16:29:01.853	7 1	2:53.339	47.712	1:21.025	44.602		16:29:05.630
8	2:46.892	47.950	1:15.727	43.215		16:31:48.745	8 1	2:51.936	47.689	1:19.730	44.517		16:31:57.566
9	2:44.614	47.446	1:14.459	42.709		16:34:33.359	9 1	2:53.467	48.031	1:20.288	45.148		16:34:51.033
10	2:45.035	47.178	1:15.026	42.831		16:37:18.394	10 1	2:53.035	47.627	1:20.494	44.914		16:37:44.068





Spa Francorchamps  
Alpine ELF Europa Cup  
Free Practice - 2  
Lap Analysis



64

Mike Parisy

Alpine

CMR

Lap D	Time	Sector 1	Sector 2	Sector 3	T. Spd	Elapsed
1	16:04:38.920	16:02:41.303	1:14.421	43.196		16:04:38.920
2	2:40.762	46.675	1:11.281	42.806		16:07:19.682
3	9:15.526	7:22.110	1:12.092	41.324		16:16:35.208
4	2:36.983	45.316	1:10.750	40.917		16:19:12.191
5	<b>2:36.386</b>	45.024	<b>1:10.497</b>	<b>40.865</b>		16:21:48.577
6	2:36.579	<b>44.888</b>	1:10.802	40.889		16:24:25.156
7	2:39.807	44.955	1:12.241	42.611		16:27:04.963
8	6:57.178	5:03.556	1:12.141	41.481		16:34:02.141
9	2:37.336	45.018	1:11.405	40.913		16:36:39.477
10	2:37.420	45.246	1:11.291	40.883		16:39:16.897

69

Laurent Hurgon

Alpine

AUTOSPORT GP-PATRICK  
ROGER

Lap D	Time	Sector 1	Sector 2	Sector 3	T. Spd	Elapsed
1	16:19:33.359	16:17:25.070	1:21.795	46.494		16:19:33.359
2	2:41.594	46.354	1:12.452	42.788		16:22:14.953
3	2:38.835	45.397	1:11.661	41.777		16:24:53.788
4	<b>2:38.165</b>	45.420	<b>1:11.566</b>	<b>41.179</b>		16:27:31.953
5	2:38.267	<b>45.151</b>	1:11.638	41.478		16:30:10.220
6	2:40.516	45.550	1:11.803	43.163		16:32:50.736
7	2:39.507	45.419	1:12.160	41.928		16:35:30.243
8	2:38.959	45.570	1:11.919	41.470		16:38:09.202

74

Julien Neveu

Alpine

AUTOSPORT GP

Lap D	Time	Sector 1	Sector 2	Sector 3	T. Spd	Elapsed
1	16:05:08.722	16:03:02.352	1:22.293	44.077		16:05:08.722
2	2:54.830	47.736	1:14.115	52.979		16:08:03.552
3	8:41.591	6:44.743	1:15.012	41.836		16:16:45.143
4	2:38.356	45.455	1:11.092	41.809		16:19:23.499
5	2:36.187	45.199	1:10.437	<b>40.551</b>		16:21:59.686
6	<b>2:35.959</b>	<b>44.842</b>	<b>1:10.373</b>	40.744		16:24:35.645
7	2:36.321	45.077	1:10.481	40.763		16:27:11.966
8	2:36.801	45.135	1:10.769	40.897		16:29:48.767
9	2:37.617	45.187	1:11.317	41.113		16:32:26.384

110

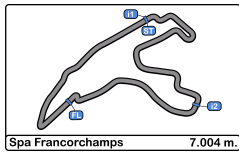
Arnaud Tsamere

Alpine

RACING TECHNOLOGY

Lap D	Time	Sector 1	Sector 2	Sector 3	T. Spd	Elapsed
1	16:06:12.184	16:04:10.716	1:18.010	43.458		16:06:12.184
2	3:31.053	50.380	1:37.887	1:02.786		16:09:43.237
3	7:28.907	5:23.554	1:21.341	44.012		16:17:12.144
4	2:43.042	46.675	1:13.811	42.556		16:19:55.186
5	2:41.073	45.749	1:13.490	41.834		16:22:36.259
6	2:40.771	45.368	1:13.221	42.182		16:25:17.030
7	<b>2:39.933</b>	45.546	<b>1:12.721</b>	<b>41.666</b>		16:27:56.963
8	2:54.711	45.452	1:23.885	45.374		16:30:51.674
9	2:42.843	<b>45.279</b>	1:15.466	42.098		16:33:34.517
10	2:41.328	46.209	1:13.447	41.672		16:36:15.845
11	2:48.092	46.329	1:14.383	47.380		16:39:03.937



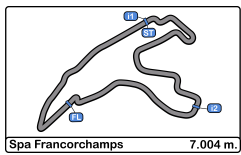


**Spa Francorchamps**  
**Alpine ELF Europa Cup**  
**Free Practice - 2**  
**Best Sectors Results**



Sector - 1			Sector - 2			Sector - 3			Ideal Lap vs Best Lap						
Clas	Nº	Driver	Time	Nº	Driver	Time	Nº	Driver	Time	Clas	Nº	Driver	Ideal Lap	Best Lap	Clas
1	21	Marc Guilloit	44.491	21	Marc Guilloit	1:09.709	21	Marc Guilloit	40.266	1	21	Marc Guilloit	2:34.466	2:34.672	1
2	6	Antoine Miquel	44.516	11	Vincent Beltoise	1:09.964	11	Vincent Beltoise	40.424	2	15	Gael Castelli	2:35.145	2:35.420	2
3	15	Gael Castelli	44.538	29	Mateo Herrero	1:10.015	74	Julien Neveu	40.551	3	11	Vincent Beltoise	2:35.236	2:35.679	4
4	33	Alexandre Gadois	44.577	15	Gael Castelli	1:10.054	15	Gael Castelli	40.553	4	29	Mateo Herrero	2:35.488	2:35.491	3
5	17	Jean-Baptiste Mela	44.588	74	Julien Neveu	1:10.373	17	Jean-Baptiste Mela	40.623	5	17	Jean-Baptiste Mela	2:35.627	2:35.687	5
6	29	Mateo Herrero	44.722	17	Jean-Baptiste Mela	1:10.416	29	Mateo Herrero	40.751	6	74	Julien Neveu	2:35.766	2:35.959	6
7	74	Julien Neveu	44.842	64	Mike Parisy	1:10.497	6	Antoine Miquel	40.788	7	6	Antoine Miquel	2:35.905	2:36.282	7
8	11	Vincent Beltoise	44.848	8	Nicolas Milan	1:10.580	8	Nicolas Milan	40.823	8	64	Mike Parisy	2:36.250	2:36.386	8
9	64	Mike Parisy	44.888	6	Antoine Miquel	1:10.601	64	Mike Parisy	40.865	9	8	Nicolas Milan	2:36.365	2:36.495	9
10	8	Nicolas Milan	44.962	2	Yann Zimmer	1:11.016	33	Alexandre Gadois	40.961	10	33	Alexandre Gadois	2:36.813	2:37.273	10
11	14	Marc Sevestre	45.014	14	Marc Sevestre	1:11.105	2	Yann Zimmer	40.997	11	2	Yann Zimmer	2:37.221	2:37.903	12
12	69	Laurent Hurgon	45.151	33	Alexandre Gadois	1:11.275	69	Laurent Hurgon	41.179	12	14	Marc Sevestre	2:37.365	2:37.494	11
13	2	Yann Zimmer	45.208	69	Laurent Hurgon	1:11.566	14	Marc Sevestre	41.246	13	69	Laurent Hurgon	2:37.896	2:38.165	13
14	11	Arnaud Tsamere	45.279	9	Philippe Bourgois	1:11.603	9	Philippe Bourgois	41.404	14	9	Philippe Bourgois	2:38.348	2:38.441	14
15	9	Philippe Bourgois	45.341	110	Arnaud Tsamere	1:12.721	110	Arnaud Tsamere	41.666	15	110	Arnaud Tsamere	2:39.666	2:39.933	15
16	7	Franc Rouxel	45.744	7	Franc Rouxel	1:14.452	18	Pierre Macchi	42.709	16	7	Franc Rouxel	2:43.103	2:43.737	16
17	18	Pierre Macchi	47.178	18	Pierre Macchi	1:14.459	7	Franc Rouxel	42.907	17	18	Pierre Macchi	2:44.346	2:44.614	17
18	4	Mathieu Blaise	47.259	5	Stéphane Proux	1:15.628	5	Stéphane Proux	44.145	18	5	Stéphane Proux	2:47.314	2:47.408	18
19	5	Stéphane Proux	47.541	38	Luc Ceret	1:19.730	38	Luc Ceret	44.517	19	38	Luc Ceret	2:51.874	2:51.936	19
20	38	Luc Ceret	47.627	4	Mathieu Blaise	1:31.138	4	Mathieu Blaise	54.784	20	4	Mathieu Blaise	3:13.181	Transpo	20



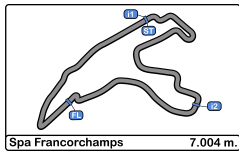


**Spa Francorchamps**  
**Alpine ELF Europa Cup**  
**Free Practice - 2**  
**Best 5 Lap Times**



Cls	N°	Driver	Nat	Team	Level	Category	Best 1		Best 2		Best 3		Best 4		Best 5	
							Time	Lap	Time	Lap	Time	Lap	Time	Lap	Time	Lap
1	21	Marc Guillot	FRA	MILAN COMPETITION	Inter C		<b>2:34.672</b>	5	2:34.806	6	2:35.422	11	2:35.452	4	2:35.580	7
2	15	Gael Castelli	FRA	CMR	Inter C		<b>2:35.420</b>	5	2:35.594	7	2:35.885	10	2:36.451	4	2:36.741	6
3	29	Mateo Herrero	FRA	MILAN COMPETITION	Inter C	Junior	<b>2:35.491</b>	6	2:35.600	9	2:36.082	5	2:36.399	10	2:36.802	8
4	11	Vincent Beltoise	FRA	RACING TECHNOLOGY	Inter C		<b>2:35.679</b>	6	2:35.680	7	2:36.024	5	2:36.845	4	7:51.206	3
5	17	Jean-Baptiste Mela	FRA	AUTOSPORT GP	Inter C	Junior	<b>2:35.687</b>	7	2:36.092	8	2:36.765	4	2:47.282	5	2:49.340	9
6	74	Julien Neveu	FRA	AUTOSPORT GP	Inter C		<b>2:35.959</b>	6	2:36.187	5	2:36.321	7	2:36.801	8	2:37.617	9
7	6	Antoine Miquel	FRA	MILAN COMPETITION	Inter C	Junior	<b>2:36.282</b>	7	2:36.513	9	2:37.452	4	2:37.636	5	2:37.681	10
8	64	Mike Parisy	FRA	CMR	Inter C		<b>2:36.386</b>	5	2:36.579	6	2:36.983	4	2:37.336	9	2:37.420	10
9	8	Nicolas Milan	FRA	MILAN COMPETITION	Inter C		<b>2:36.495</b>	5	2:36.769	7	2:37.418	9	2:37.587	6	2:37.795	8
10	33	Alexandre Gadois	FRA	AUTOSPORT GP	Inter C	Junior	<b>2:37.273</b>	6	2:37.528	9	2:38.115	11	2:38.447	5	2:38.504	4
11	14	Marc Sevestre	FRA	AUTOSPORT GP	Inter C	Gentleman	<b>2:37.494</b>	5	2:37.863	6	2:38.617	4	2:40.973	3	2:41.423	9
12	2	Yann Zimmer	SUI	CMR	Inter C		<b>2:37.903</b>	4	2:38.376	6	2:38.802	10	2:39.378	7	2:39.414	5
13	69	Laurent Hurgon	FRA	AUTOSPORT GP-PATRICK BOGERS	Inter C		<b>2:38.165</b>	4	2:38.267	5	2:38.835	3	2:38.959	8	2:39.507	7
14	9	Philippe Bourgois	FRA	MILAN COMPETITION	Inter B	Gentleman	<b>2:38.441</b>	6	2:39.118	5	2:39.214	7	2:39.879	4	2:44.588	9
15	110	Arnaud Tsamere	FRA	RACING TECHNOLOGY	Inter D	Gentleman	<b>2:39.933</b>	7	2:40.771	6	2:41.073	5	2:41.328	10	2:42.843	9
16	7	Franc Rouxel	FRA	RACING TECHNOLOGY	Inter D	Gentleman	<b>2:43.737</b>	9	2:43.961	10	2:45.092	8	2:46.295	5	2:53.365	4
17	18	Pierre Macchi	FRA	AUTOSPORT GP	Inter D	Gentleman	<b>2:44.614</b>	9	2:45.035	10	2:46.892	8	2:48.427	7	2:49.023	6
18	5	Stéphane Proux	FRA	RACING TECHNOLOGY	Inter D	Gentleman	<b>2:47.408</b>	9	2:48.804	10	2:49.611	8	2:50.161	7	2:51.762	6
19	38	Luc Ceret	FRA	AUTOSPORT GP	Inter D	Gentleman	<b>2:51.936</b>	8	2:53.035	10	2:53.339	7	2:53.467	9	2:54.109	6
20	4	Mathieu Blaise	FRA	RACING TECHNOLOGY	Inter D	Gentleman										





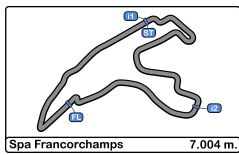
Spa Francorchamps  
Alpine ELF Europa Cup  
Free Practice - 2  
Fastest Laps Sequence



Lap	Time of Day	Session Time	N°	Driver	Nat	Team	Level	Category	Time	Km/h
3	16:16:35.208	14:35.208	64	Mike Parisy	FRA	CMR	Inter C		9:15.526	45.3
3	16:16:44.723	14:44.723	21	Marc Guillot	FRA	MILAN COMPETITION	Inter C		9:06.134	46.1
3	16:16:45.143	14:45.143	74	Julien Neveu	FRA	AUTOSPORT GP	Inter C		8:41.591	48.3
2	16:16:48.345	14:48.345	14	Marc Sevestre	FRA	AUTOSPORT GP	Inter C	Gentleman	8:34.434	49.0
3	16:17:12.144	15:12.144	110	Arnaud Tsamere	FRA	RACING TECHNOLOGY	Inter D	Gentleman	7:28.907	56.1
4	16:19:12.191	17:12.191	64	Mike Parisy	FRA	CMR	Inter C		2:36.983	160.6
4	16:19:20.175	17:20.175	21	Marc Guillot	FRA	MILAN COMPETITION	Inter C		2:35.452	162.2
5	16:21:54.847	19:54.847	21	Marc Guillot	FRA	MILAN COMPETITION	Inter C		2:34.672	163.0







**Spa Francorchamps**  
**Alpine ELF Europa Cup**  
**Free Practice - 2**  
**Pit Stop Analysis**



**2** Yann Zimmer CMR  
 Alpine

Nr.	In Day Time	In Time	Out Time	Pit Time	T. Pit Time	Handicap	Penalty
1	16:27:35.584	16:27:35.584	16:31:44.323	4:08.739	4:08.739		

**7** Franc Rouxel Gentleman RACING TECHNOLOGY  
 Alpine

Nr.	In Day Time	In Time	Out Time	Pit Time	T. Pit Time	Handicap	Penalty
1	16:26:21.885	16:26:21.885	16:28:31.880	2:09.995	2:09.995		

**9** Philippe Bourgois Gentleman MILAN COMPETITION  
 Alpine

Nr.	In Day Time	In Time	Out Time	Pit Time	T. Pit Time	Handicap	Penalty
1	16:28:03.795	16:28:03.795	16:30:16.378	2:12.583	2:12.583		
2	16:35:45.802	16:35:45.802	16:37:01.488	1:15.686	3:28.269		

**11** Vincent Beltoise RACING TECHNOLOGY  
 Alpine

Nr.	In Day Time	In Time	Out Time	Pit Time	T. Pit Time	Handicap	Penalty
1	16:10:38.154	16:10:38.154	16:15:27.031	4:48.877	4:48.877		

**14** Marc Sevestre Gentleman AUTOSPORT GP  
 Alpine

Nr.	In Day Time	In Time	Out Time	Pit Time	T. Pit Time	Handicap	Penalty
1	16:30:41.678	16:30:41.678	16:32:16.365	1:34.687	1:34.687		

**15** Gael Castelli CMR  
 Alpine

Nr.	In Day Time	In Time	Out Time	Pit Time	T. Pit Time	Handicap	Penalty
1	16:30:29.162	16:30:29.162	16:32:05.321	1:36.159	1:36.159		

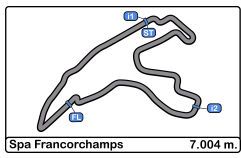
**17** Jean-Baptiste Mela Junior AUTOSPORT GP  
 Alpine

Nr.	In Day Time	In Time	Out Time	Pit Time	T. Pit Time	Handicap	Penalty
1	16:22:31.924	16:22:31.924	16:24:56.589	2:24.665	2:24.665		

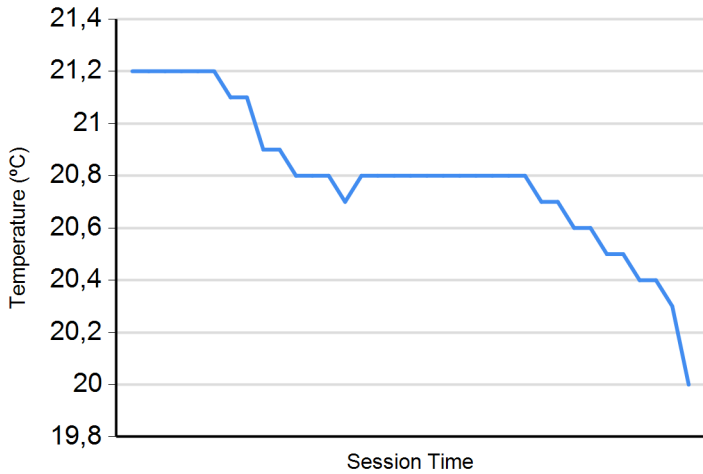
**64** Mike Parisy CMR  
 Alpine

Nr.	In Day Time	In Time	Out Time	Pit Time	T. Pit Time	Handicap	Penalty
1	16:27:28.370	16:27:28.370	16:31:38.812	4:10.442	4:10.442		

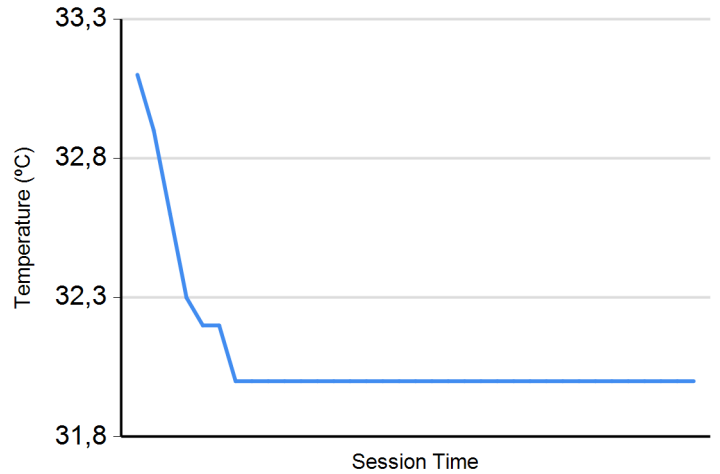




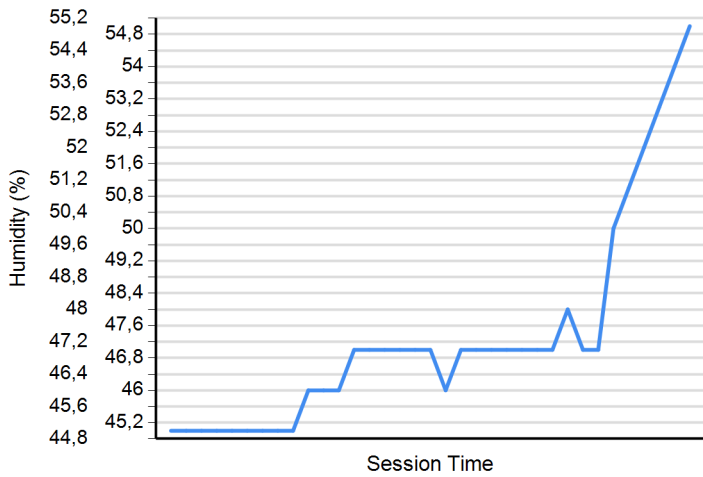
**Air Temperature**



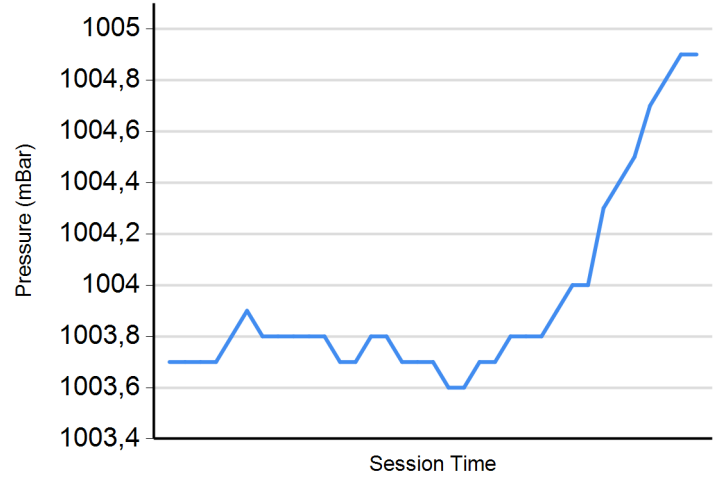
**Track Temperature**



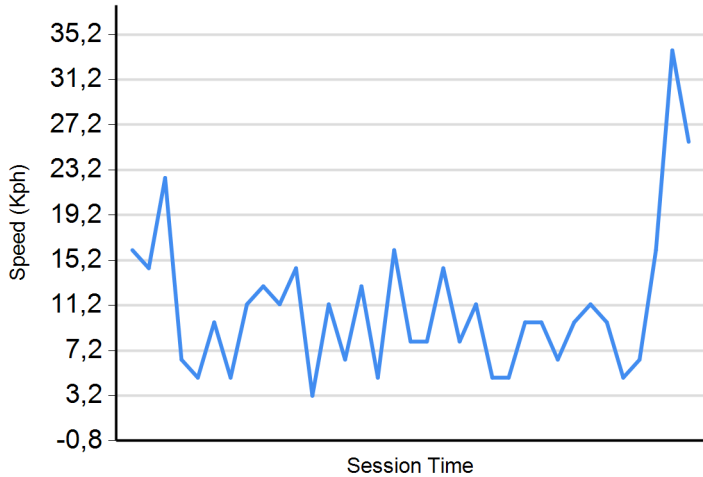
**Humidity**



**Pressure**

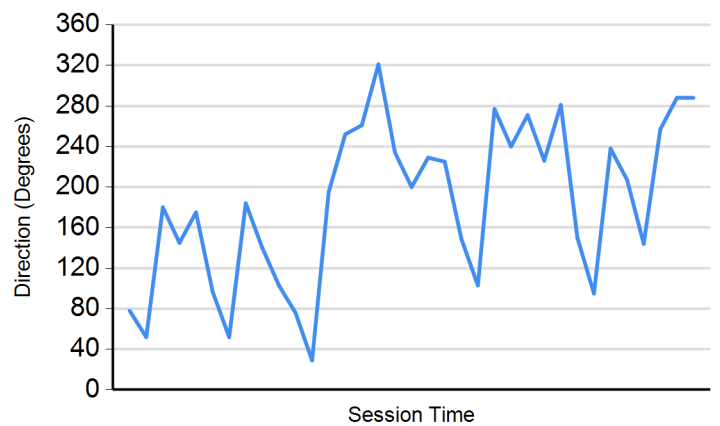


**Wind Speed**



**Wind direction**

North = 0°/360° Est = 90° South = 180° West = 270°





**Spa Francorchamps**  
**Alpine ELF Europa Cup**  
**Free Practice 1 - 2**



**Results**

Cls	N°	Driver	Nat	Team	Level	Cls	Category	Laps	Free Practice - 1	Free Practice - 2	Best	Gap	Interval	Km/h		
1	21	Marc Guillot	FRA	MILAN COMPETITION	Inter C	1		24	2:37.570	6	<b>2:34.672</b>	5	<b>2:34.672</b>		163.0	
2	15	Gael Castelli	FRA	CMR	Inter C	2		17	2:36.464	5	<b>2:35.420</b>	5	<b>2:35.420</b>	0.748	0.748	162.2
3	29	Mateo Herrero	FRA	MILAN COMPETITION	Inter C	3	Junior	20	2:37.895	9	<b>2:35.491</b>	6	<b>2:35.491</b>	0.819	0.071	162.1
4	11	Vincent Beltoise	FRA	RACING TECHNOLOGY	Inter C	4		17	2:36.693	9	<b>2:35.679</b>	6	<b>2:35.679</b>	1.007	0.188	161.9
5	17	Jean-Baptiste Mela	FRA	AUTOSPORT GP	Inter C	5	Junior	13	2:38.040	4	<b>2:35.687</b>	7	<b>2:35.687</b>	1.015	0.008	161.9
6	74	Julien Neveu	FRA	AUTOSPORT GP	Inter C	6		21	2:37.240	10	<b>2:35.959</b>	6	<b>2:35.959</b>	1.287	0.272	161.6
7	64	Mike Parisy	FRA	CMR	Inter C	7		22	<b>2:36.241</b>	5	2:36.386	5	<b>2:36.241</b>	1.569	0.282	161.3
8	6	Antoine Miquel	FRA	MILAN COMPETITION	Inter C	8	Junior	22	2:37.620	9	<b>2:36.282</b>	7	<b>2:36.282</b>	1.610	0.041	161.3
9	8	Nicolas Milan	FRA	MILAN COMPETITION	Inter C	9		24	2:36.746	7	<b>2:36.495</b>	5	<b>2:36.495</b>	1.823	0.213	161.1
10	33	Alexandre Gadois	FRA	AUTOSPORT GP	Inter C	10	Junior	21	2:40.642	7	<b>2:37.273</b>	6	<b>2:37.273</b>	2.601	0.778	160.3
11	2	Yann Zimmer	SUI	CMR	Inter C	11		20	<b>2:37.343</b>	8	2:37.903	4	<b>2:37.343</b>	2.671	0.070	160.2
12	14	Marc Sevestre	FRA	AUTOSPORT GP	Inter C	12	Gentleman	21	2:39.942	8	<b>2:37.494</b>	5	<b>2:37.494</b>	2.822	0.151	160.0
13	69	Laurent Hurgon	FRA	AUTOSPORT GP-PATRICK ROGER	Inter C	13		20	<b>2:37.902</b>	6	2:38.165	4	<b>2:37.902</b>	3.230	0.408	159.6
14	9	Philippe Bourgois	FRA	MILAN COMPETITION	Inter B	1	Gentleman	20	2:40.537	7	<b>2:38.441</b>	6	<b>2:38.441</b>	3.769	0.539	159.1
15	110	Arnaud Tsamere	FRA	RACING TECHNOLOGY	Inter D	1	Gentleman	23	2:41.181	12	<b>2:39.933</b>	7	<b>2:39.933</b>	5.261	1.492	157.6
16	7	Franc Rouxel	FRA	RACING TECHNOLOGY	Inter D	2	Gentleman	20	2:48.128	6	<b>2:43.737</b>	9	<b>2:43.737</b>	9.065	3.804	153.9
17	18	Pierre Macchi	FRA	AUTOSPORT GP	Inter D	3	Gentleman	22	2:47.300	11	<b>2:44.614</b>	9	<b>2:44.614</b>	9.942	0.877	153.1
18	5	Stéphane Proux	FRA	RACING TECHNOLOGY	Inter D	4	Gentleman	21	2:51.153	11	<b>2:47.408</b>	9	<b>2:47.408</b>	12.736	2.794	150.6
19	38	Luc Ceret	FRA	AUTOSPORT GP	Inter D	5	Gentleman	22	<b>2:48.261</b>	8	2:51.936	8	<b>2:48.261</b>	13.589	0.853	149.8
20	4	Mathieu Blaise	FRA	RACING TECHNOLOGY	Inter D	6	Gentleman	1			<b>16:05:33.</b>	1	<b>16:05:33.</b>	1559923	1559923	00.0

Published at:.....

<b>Stewards:</b>	<b>Race Director:</b>	<b>Timekeeper:</b> 
------------------	-----------------------	------------------------

