

Spa Francorchamps
Alpine ELF Europa Cup
Qualifying - 1
Provisional Results



Cls	Nº	Driver	Nat	Team	Level	Category	Laps	Best	Time	Gap	Interval	Km/h
1	15	Gael Castelli	FRA	CMR	Inter C		6	4	2:34.069			163.6
2	29	Mateo Herrero	FRA	MILAN COMPETITION	Inter C	Junior	5	4	2:34.358	0.289	0.289	163.3
3	11	Vincent Beltoise	FRA	RACING TECHNOLOGY	Inter C		6	6	2:34.452	0.383	0.094	163.2
4	21	Marc Guillot	FRA	MILAN COMPETITION	Inter C		6	4	2:34.568	0.499	0.116	163.1
5	64	Mike Parisy	FRA	CMR	Inter C		6	3	2:34.672	0.603	0.104	163.0
6	33	Alexandre Gadois	FRA	AUTOSPORT GP	Inter C	Junior	6	4	2:34.689	0.620	0.017	163.0
7	17	Jean-Baptiste Mela	FRA	AUTOSPORT GP	Inter C	Junior	7	5	2:34.744	0.675	0.055	162.9
8	69	Laurent Hurgon	FRA	AUTOSPORT GP-PATRICK ROGER	Inter C		7	5	2:34.769	0.700	0.025	162.9
9	74	Julien Neveu	FRA	AUTOSPORT GP	Inter C		6	4	2:35.209	1.140	0.440	162.4
10	6	Antoine Miquel	FRA	MILAN COMPETITION	Inter C	Junior	8	8	2:35.274	1.205	0.065	162.3
11	2	Yann Zimmer	SUI	CMR	Inter C		7	5	2:35.620	1.551	0.346	162.0
12	8	Nicolas Milan	FRA	MILAN COMPETITION	Inter C		7	4	2:35.792	1.723	0.172	161.8
13	4	Mathieu Blaise	FRA	RACING TECHNOLOGY	Inter D	Gentleman	6	5	2:37.392	3.323	1.600	160.2
14	110	Arnaud Tsamere	FRA	RACING TECHNOLOGY	Inter D	Gentleman	6	4	2:38.209	4.140	0.817	159.3
15	14	Marc Sevestre	FRA	AUTOSPORT GP	Inter C	Gentleman	6	6	2:39.649	5.580	1.440	157.9
16	9	Philippe Bourgois	FRA	MILAN COMPETITION	Inter B	Gentleman	5	3	2:39.793	5.724	0.144	157.7
17	18	Pierre Macchi	FRA	AUTOSPORT GP	Inter D	Gentleman	7	6	2:40.158	6.089	0.365	157.4
18	38	Luc Ceret	FRA	AUTOSPORT GP	Inter D	Gentleman	7	7	2:41.028	6.959	0.870	156.5
19	7	Franc Rouxel	FRA	RACING TECHNOLOGY	Inter D	Gentleman	7	6	2:45.357	11.288	4.329	152.4
20	5	Stéphane Proux	FRA	RACING TECHNOLOGY	Inter D	Gentleman	6	6	2:47.546	13.477	2.189	150.4

CAR 4 TIME 2:44.229 DELETED TRACK LIMITS
 CAR 21 TIME 2:35.006 DELETED TRACK LIMITS
 CAR 38 TIME 2:46.047 DELETED TRACK LIMITS
 CAR 11 TIME 2:35.305 DELETED TRACK LIMITS
 CAR 2 TIME 2:34.949 DELETED TRACK LIMITS
 CAR 69 TIME 2:36.899 DELETED TRACK LIMITS
 CAR 6 TIME 2:35.239 DELETED TRACK LIMITS
 CAR 11 TIME 2:34.407 DELETED TRACK LIMITS
 CAR 7 TIME 2:43.743 DELETED TRACK LIMITS

Published at:.....

Track Temp: **14.6 °C** Air Temp: **12.3 °C**

Humidity: **65 %**

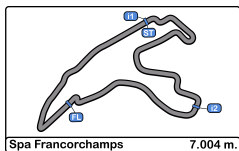
Track Status: **WET**

Stewards:

Race Director:

Timekeeper:





Spa Francorchamps
Alpine ELF Europa Cup
Qualifying - 1
Provisional Results by Class



Cls	N°	Driver	Nat	Team	Level	Category	Laps	Best	Time	Gap	Interval	Km/h
Inter B												
1	9	Philippe Bourgois	FRA	MILAN COMPETITION	Inter B	Gentleman	5	3	2:39.793			157.7
Inter C												
1	15	Gael Castelli	FRA	CMR	Inter C		6	4	2:34.069			163.6
2	29	Mateo Herrero	FRA	MILAN COMPETITION	Inter C	Junior	5	4	2:34.358	0.289	0.289	163.3
3	11	Vincent Beltoise	FRA	RACING TECHNOLOGY	Inter C		6	6	2:34.452	0.383	0.094	163.2
4	21	Marc Guillot	FRA	MILAN COMPETITION	Inter C		6	4	2:34.568	0.499	0.116	163.1
5	64	Mike Parisy	FRA	CMR	Inter C		6	3	2:34.672	0.603	0.104	163.0
6	33	Alexandre Gadois	FRA	AUTOSPORT GP	Inter C	Junior	6	4	2:34.689	0.620	0.017	163.0
7	17	Jean-Baptiste Mela	FRA	AUTOSPORT GP	Inter C	Junior	7	5	2:34.744	0.675	0.055	162.9
8	69	Laurent Hurgon	FRA	AUTOSPORT GP-PATRICK ROGER	Inter C		7	5	2:34.769	0.700	0.025	162.9
9	74	Julien Neveu	FRA	AUTOSPORT GP	Inter C		6	4	2:35.209	1.140	0.440	162.4
10	6	Antoine Miquel	FRA	MILAN COMPETITION	Inter C	Junior	8	8	2:35.274	1.205	0.065	162.3
11	2	Yann Zimmer	SUI	CMR	Inter C		7	5	2:35.620	1.551	0.346	162.0
12	8	Nicolas Milan	FRA	MILAN COMPETITION	Inter C		7	4	2:35.792	1.723	0.172	161.8
13	14	Marc Sevestre	FRA	AUTOSPORT GP	Inter C	Gentleman	6	6	2:39.649	5.580	3.857	157.9
Inter D												
1	4	Mathieu Blaise	FRA	RACING TECHNOLOGY	Inter D	Gentleman	6	5	2:37.392			160.2
2	110	Arnaud Tsamere	FRA	RACING TECHNOLOGY	Inter D	Gentleman	6	4	2:38.209	0.817	0.817	159.3
3	18	Pierre Macchi	FRA	AUTOSPORT GP	Inter D	Gentleman	7	6	2:40.158	2.766	1.949	157.4
4	38	Luc Ceret	FRA	AUTOSPORT GP	Inter D	Gentleman	7	7	2:41.028	3.636	0.870	156.5
5	7	Franc Rouxel	FRA	RACING TECHNOLOGY	Inter D	Gentleman	7	6	2:45.357	7.965	4.329	152.4
6	5	Stéphane Proux	FRA	RACING TECHNOLOGY	Inter D	Gentleman	6	6	2:47.546	10.154	2.189	150.4

Published at:.....

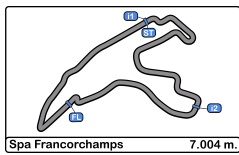
Track Temp: **14.6 °C** Air Temp: **12.3 °C** Humidity: **65 %** Track **WET**

Stewards:

Race Director:

Timekeeper:





Spa Francorchamps
Alpine ELF Europa Cup
Qualifying - 1
Lap Analysis



2 Yann Zimmer Alpine **8** CMR

Nicolas Milan Alpine MILAN COMPETITION

Lap D	Time	Sector 1	Sector 2	Sector 3	T. Spd	Elapsed	Lap D	Time	Sector 1	Sector 2	Sector 3	T. Spd	Elapsed
1	9:05:12.115	9:02:52.757	1:35.402	43.956		9:05:12.115	1	9:05:30.520	9:03:06.499	1:30.098	53.923		9:05:30.520
2	2:38.658	45.571	1:11.739	41.348		9:07:50.773	2	2:47.318	48.229	1:16.467	42.622		9:08:17.838
3	2:37.843	44.541	1:13.192	40.110		9:10:28.616	3	2:37.338	44.774	1:11.887	40.677		9:10:55.176
4	2:34.949	44.641	1:09.924	40.384		9:13:03.565	4	2:35.792	44.549	1:10.360	40.883		9:13:30.968
5	2:35.620	44.566	1:10.445	40.609		9:15:39.185	5	3:16.526	50.418	1:30.783	55.325		9:16:47.494
6	2:40.316	44.694	1:11.391	44.231		9:18:19.501	6	2:35.942	44.762	1:10.547	40.633		9:19:23.436
7	2:37.268	45.021	1:10.635	41.612		9:20:56.769	7	2:42.238	44.766	1:10.549	46.923		9:22:05.674

4 Mathieu Blaise Alpine **9** RACING TECHNOLOGY

Philippe Bourgois Alpine MILAN COMPETITION

Lap D	Time	Sector 1	Sector 2	Sector 3	T. Spd	Elapsed	Lap D	Time	Sector 1	Sector 2	Sector 3	T. Spd	Elapsed
1	9:04:19.515	9:01:45.135	1:38.406	55.974		9:04:19.515	1	9:05:33.554	9:03:07.361	1:31.542	54.651		9:05:33.554
2	2:51.428	49.433	1:15.822	46.173		9:07:10.943	2	2:45.991	47.069	1:15.810	43.112		9:08:19.545
3	2:44.229	45.646	1:17.184	41.399		9:09:55.172	3	2:39.793	47.029	1:11.474	41.290		9:10:59.338
4	2:38.208	45.479	1:11.584	41.145		9:12:33.380	4	2:41.858	45.791	1:12.859	43.208		9:13:41.196
5	2:37.392	45.617	1:11.006	40.769		9:15:10.772	5	6:34.402	4:39.127	1:12.943	42.332		9:20:15.598
6	2:37.977	45.311	1:11.515	41.151		9:17:48.749							

5 Stéphane Proux Alpine RACING TECHNOLOGY

11 Vincent Beltoise Alpine RACING TECHNOLOGY

Lap D	Time	Sector 1	Sector 2	Sector 3	T. Spd	Elapsed	Lap D	Time	Sector 1	Sector 2	Sector 3	T. Spd	Elapsed
1	9:04:26.394	9:01:49.874	1:39.342	57.178		9:04:26.394	1	9:04:18.963	9:01:44.361	1:38.399	56.203		9:04:18.963
2	3:12.784	54.374	1:28.961	49.449		9:07:39.178	2	3:17.459	51.001	1:27.858	58.600		9:07:36.422
3	2:58.128	50.556	1:22.743	44.829		9:10:37.306	3	2:35.304	44.512	1:10.246	40.546		9:10:11.726
4	2:48.927	48.003	1:16.533	44.391		9:13:26.233	4	2:35.350	44.656	1:10.024	40.670		9:12:47.076
5	2:52.350	50.845	1:16.530	44.975		9:16:18.583	5	2:34.407	44.296	1:09.689	40.422		9:15:21.483
6	2:47.546	47.559	1:15.813	44.174		9:19:06.129	6	2:34.452	44.164	1:09.829	40.459		9:17:55.935

6 Antoine Miquel Alpine MILAN COMPETITION

14 Marc Sevestre Alpine AUTOSPORT GP

Lap D	Time	Sector 1	Sector 2	Sector 3	T. Spd	Elapsed	Lap D	Time	Sector 1	Sector 2	Sector 3	T. Spd	Elapsed
1	9:03:56.896	9:01:28.883	1:43.851	44.162		9:03:56.896	1	9:04:01.601	9:01:08.987	1:44.983	1:07.631		9:04:01.601
2	2:51.810	51.976	1:17.941	41.893		9:06:48.706	2	3:11.941	58.871	1:20.128	52.942		9:07:13.542
3	2:36.778	45.336	1:11.039	40.403		9:09:25.484	3	3:00.367	46.670	1:19.330	54.367		9:10:13.909
4	2:35.713	44.737	1:10.567	40.409		9:12:01.197	4	2:46.793	45.334	1:17.916	43.543		9:13:00.702
5	2:35.239	44.564	1:10.450	40.225		9:14:36.436	5	2:43.452	44.959	1:15.083	43.410		9:15:44.154
6	2:35.611	44.925	1:10.151	40.535		9:17:12.047	6	2:39.649	45.642	1:11.957	42.050		9:18:23.803
7	2:45.812	44.733	1:10.320	50.759		9:19:57.859							
8	2:35.274	44.843	1:10.040	40.391		9:22:33.133							

7 Franc Rouxel Alpine RACING TECHNOLOGY

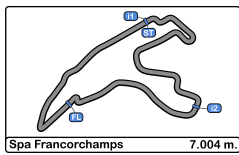
15 Gael Castelli Alpine CMR

Lap D	Time	Sector 1	Sector 2	Sector 3	T. Spd	Elapsed	Lap D	Time	Sector 1	Sector 2	Sector 3	T. Spd	Elapsed
1	9:04:22.504	9:01:48.006	1:39.445	55.053		9:04:22.504	1	9:05:11.065	9:02:32.911	1:53.231	44.923		9:05:11.065
2	2:56.786	50.772	1:20.262	45.752		9:07:19.290	2	2:36.975	45.142	1:11.357	40.476		9:07:48.040
3	2:48.653	47.258	1:16.755	44.640		9:10:07.943	3	2:34.599	44.475	1:09.936	40.188		9:10:22.639
4	2:46.548	46.378	1:16.659	43.511		9:12:54.491	4	2:34.069	44.260	1:09.610	40.199		9:12:56.708
5	2:55.537	45.939	1:21.799	47.799		9:15:50.028	5	2:46.344	44.516	1:17.298	44.530		9:15:43.052
6	2:45.357	47.719	1:14.811	42.827		9:18:35.385	6	2:41.284	44.492	1:15.195	41.597		9:18:24.336
7	2:43.743	45.878	1:14.925	42.940		9:21:19.128							

17 Jean-Baptiste Mela Alpine AUTOSPORT GP

Lap D	Time	Sector 1	Sector 2	Sector 3	T. Spd	Elapsed
1	9:05:13.100	9:02:21.834	2:06.169	45.097		9:05:13.100
2	2:38.449	45.374	1:11.338	41.737		9:07:51.549
3	2:36.186	44.398	1:11.358	40.430		9:10:27.735
4	2:34.987	44.647	1:09.860	40.480		9:13:02.722
5	2:34.744	44.242	1:10.002	40.500		9:15:37.466
6	3:47.377	1:51.839	1:10.449	45.089		9:19:24.843
7	2:41.385	44.394	1:09.994	46.997		9:22:06.228





Spa Francorchamps
Alpine ELF Europa Cup
Qualifying - 1
Lap Analysis



18 Pierre Macchi Alpine

AUTOSPORT GP

Lap D	Time	Sector 1	Sector 2	Sector 3	T. Spd	Elapsed
1	9:04:58.319	9:02:16.264	1:38.293	1:03.762		9:04:58.319
2	3:05.276	1:02.029	1:18.527	44.720		9:08:03.595
3	2:44.671	46.927	1:14.968	42.776		9:10:48.266
4	2:54.157	46.910	1:23.561	43.686		9:13:42.423
5	2:44.739	48.931	1:13.445	42.363		9:16:27.162
6	2:40.158	46.032	1:12.420	41.706		9:19:07.320
7	2:42.237	46.169	1:13.668	42.400		9:21:49.557

69 Laurent Hurgon Alpine

AUTOSPORT GP-PATRICK ROGER

Lap D	Time	Sector 1	Sector 2	Sector 3	T. Spd	Elapsed
1	9:04:29.201	9:01:48.777	1:41.633	58.791		9:04:29.201
2	3:11.777	52.710	1:29.378	49.689		9:07:40.978
3	2:36.899	44.922	1:11.310	40.667		9:10:17.877
4	2:35.684	44.739	1:10.332	40.613		9:12:53.561
5	2:34.769	44.673	1:09.795	40.301		9:15:28.330
6	2:35.392	44.541	1:10.386	40.465		9:18:03.722
7	2:59.372	46.221	1:22.997	50.154		9:21:03.094

21 Marc Guillot Alpine

MILAN COMPETITION

Lap D	Time	Sector 1	Sector 2	Sector 3	T. Spd	Elapsed
1	9:05:29.460	9:03:03.366	1:32.244	53.850		9:05:29.460
2	2:47.207	47.353	1:17.454	42.400		9:08:16.667
3	2:35.006	44.433	1:10.272	40.301		9:10:51.673
4	2:34.568	44.357	1:09.905	40.306		9:13:26.241
5	2:49.322	44.170	1:15.762	49.390		9:16:15.563
6	2:35.072	44.303	1:10.086	40.683		9:18:50.635

74 Julien Neveu Alpine

AUTOSPORT GP

Lap D	Time	Sector 1	Sector 2	Sector 3	T. Spd	Elapsed
1	9:05:31.932	9:03:07.074	1:31.041	53.817		9:05:31.932
2	2:46.521	48.044	1:15.860	42.617		9:08:18.453
3	2:35.390	44.450	1:10.686	40.254		9:10:53.843
4	2:35.209	44.454	1:10.359	40.396		9:13:29.052
5	2:35.461	44.433	1:10.327	40.701		9:16:04.513
6	2:37.523	45.105	1:11.426	40.992		9:18:42.036

29 Mateo Herrero Alpine

MILAN COMPETITION

Lap D	Time	Sector 1	Sector 2	Sector 3	T. Spd	Elapsed
1	9:05:29.842	9:03:05.140	1:31.011	53.691		9:05:29.842
2	2:47.511	47.444	1:17.324	42.743		9:08:17.353
3	2:35.876	44.166	1:11.352	40.358		9:10:53.229
4	2:34.358	44.113	1:09.897	40.348		9:13:27.587
5	3:18.245	44.975	1:26.094	1:07.176		9:16:45.832

110 Arnaud Tsamere Alpine

RACING TECHNOLOGY

Lap D	Time	Sector 1	Sector 2	Sector 3	T. Spd	Elapsed
1	9:04:21.132	9:01:46.810	1:39.101	55.221		9:04:21.132
2	2:51.561	49.717	1:16.050	45.794		9:07:12.693
3	2:39.440	45.678	1:12.471	41.291		9:09:52.133
4	2:38.209	45.599	1:11.665	40.945		9:12:30.342
5	2:38.293	45.725	1:11.256	41.312		9:15:08.635
6	3:07.155	45.030	1:26.938	55.187		9:18:15.790

33 Alexandre Gadois Alpine

AUTOSPORT GP

Lap D	Time	Sector 1	Sector 2	Sector 3	T. Spd	Elapsed
1	9:04:15.952	9:01:17.345	1:52.907	1:05.700		9:04:15.952
2	3:33.551	1:11.026	1:29.845	52.680		9:07:49.503
3	2:40.420	45.498	1:14.304	40.618		9:10:29.923
4	2:34.689	44.478	1:09.955	40.256		9:13:04.612
5	2:35.706	44.452	1:10.496	40.758		9:15:40.318
6	2:49.102	50.428	1:15.860	42.814		9:18:29.420

38 Luc Ceret Alpine

AUTOSPORT GP

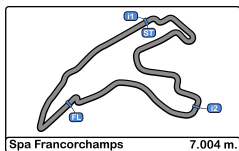
Lap D	Time	Sector 1	Sector 2	Sector 3	T. Spd	Elapsed
1 2	9:04:03.343	9:01:22.976	1:43.198	57.169		9:04:03.343
2 2	3:11.496	57.947	1:20.682	52.867		9:07:14.839
3 2	2:46.047	47.717	1:15.392	42.938		9:10:00.886
4 2	2:42.693	46.301	1:14.122	42.270		9:12:43.579
5 2	2:41.975	46.189	1:14.137	41.649		9:15:25.554
6 2	2:41.216	45.996	1:13.519	41.701		9:18:06.770
7 2	2:41.028	45.827	1:13.604	41.597		9:20:47.798

64 Mike Parisy Alpine

CMR

Lap D	Time	Sector 1	Sector 2	Sector 3	T. Spd	Elapsed
1	9:05:09.834	9:02:51.742	1:35.355	42.737		9:05:09.834
2	2:40.033	45.768	1:13.247	41.018		9:07:49.867
3	2:34.672	44.911	1:09.781	39.980		9:10:24.539
4	2:34.833	44.809	1:09.666	40.358		9:12:59.372
5	2:34.939	44.661	1:09.863	40.415		9:15:34.311
6	2:45.397	44.640	1:14.162	46.595		9:18:19.708



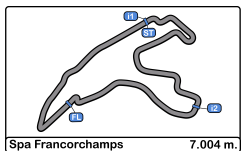


Spa Francorchamps
Alpine ELF Europa Cup
Qualifying - 1
Best Sectors Results



Sector - 1				Sector - 2				Sector - 3				Ideal Lap vs Best Lap			
Clas	Nº	Driver	Time	Nº	Driver	Time	Nº	Driver	Time	Clas	Nº	Driver	Ideal Lap	Best Lap	Clas
1	29	Mateo Herrero	44.113	15	Gael Castelli	1:09.610	64	Mike Parisy	39.980	1	15	Gael Castelli	2:34.058	2:34.069	1
2	11	Vincent Beltoise	44.164	64	Mike Parisy	1:09.666	2	Yann Zimmer	40.110	2	11	Vincent Beltoise	2:34.275	2:34.452	3
3	21	Marc Guillot	44.170	11	Vincent Beltoise	1:09.689	15	Gael Castelli	40.188	3	64	Mike Parisy	2:34.286	2:34.672	5
4	17	Jean-Baptiste Mela	44.242	69	Laurent Hurgon	1:09.795	6	Antoine Miquel	40.225	4	29	Mateo Herrero	2:34.358	2:34.358	2
5	15	Gael Castelli	44.260	17	Jean-Baptiste Mela	1:09.860	74	Julien Neveu	40.254	5	21	Marc Guillot	2:34.376	2:34.568	4
6	74	Julien Neveu	44.433	29	Mateo Herrero	1:09.897	33	Alexandre Gadois	40.256	6	17	Jean-Baptiste Mela	2:34.532	2:34.744	7
7	33	Alexandre Gadois	44.452	21	Marc Guillot	1:09.905	69	Laurent Hurgon	40.301	7	2	Yann Zimmer	2:34.575	2:35.620	11
8	2	Yann Zimmer	44.541	2	Yann Zimmer	1:09.924	21	Marc Guillot	40.301	8	69	Laurent Hurgon	2:34.637	2:34.769	8
9	69	Laurent Hurgon	44.541	33	Alexandre Gadois	1:09.955	29	Mateo Herrero	40.348	9	33	Alexandre Gadois	2:34.663	2:34.689	6
10	8	Nicolas Milan	44.549	6	Antoine Miquel	1:10.040	11	Vincent Beltoise	40.422	10	6	Antoine Miquel	2:34.829	2:35.274	10
11	6	Antoine Miquel	44.564	74	Julien Neveu	1:10.327	17	Jean-Baptiste Mela	40.430	11	74	Julien Neveu	2:35.014	2:35.209	9
12	64	Mike Parisy	44.640	8	Nicolas Milan	1:10.360	8	Nicolas Milan	40.633	12	8	Nicolas Milan	2:35.542	2:35.792	12
13	14	Marc Sevestre	44.959	4	Mathieu Blaise	1:11.006	4	Mathieu Blaise	40.769	13	4	Mathieu Blaise	2:37.086	2:37.392	13
14	11	Arnaud Tsamere	45.030	110	Arnaud Tsamere	1:11.256	110	Arnaud Tsamere	40.945	14	110	Arnaud Tsamere	2:37.231	2:38.209	14
15	4	Mathieu Blaise	45.311	9	Philippe Bourgois	1:11.474	9	Philippe Bourgois	41.290	15	9	Philippe Bourgois	2:38.555	2:39.793	16
16	9	Philippe Bourgois	45.791	14	Marc Sevestre	1:11.957	38	Yves Lemaître	41.597	16	14	Marc Sevestre	2:38.966	2:39.649	15
17	38	Yves Lemaître	45.827	18	Pierre Macchi	1:12.420	18	Pierre Macchi	41.706	17	18	Pierre Macchi	2:40.158	2:40.158	17
18	7	Franc Rouxel	45.878	38	Yves Lemaître	1:13.519	14	Marc Sevestre	42.050	18	38	Luc Ceret	2:40.943	2:41.028	18
19	18	Pierre Macchi	46.032	7	Franc Rouxel	1:14.811	7	Franc Rouxel	42.827	19	7	Franc Rouxel	2:43.516	2:45.357	19
20	5	Stéphane Proux	47.559	5	Stéphane Proux	1:15.813	5	Stéphane Proux	44.174	20	5	Stéphane Proux	2:47.546	2:47.546	20



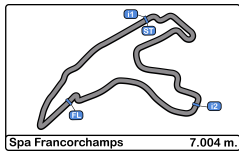


Spa Francorchamps
Alpine ELF Europa Cup
Qualifying - 1
Best 5 Lap Times



Cls	N°	Driver	Nat	Team	Level	Category	Best 1		Best 2		Best 3		Best 4		Best 5	
							Time	Lap	Time	Lap	Time	Lap	Time	Lap	Time	Lap
1	15	Gael Castelli	FRA	CMR	Inter C		2:34.069	4	2:34.599	3	2:36.975	2	2:41.284	6	2:46.344	5
2	29	Mateo Herrero	FRA	MILAN COMPETITION	Inter C	Junior	2:34.358	4	2:35.876	3	2:47.511	2	3:18.245	5		
3	11	Vincent Beltoise	FRA	RACING TECHNOLOGY	Inter C		2:34.452	6	2:35.304	3	3:17.459	2				
4	21	Marc Guillot	FRA	MILAN COMPETITION	Inter C		2:34.568	4	2:35.072	6	2:47.207	2	2:49.322	5		
5	64	Mike Parisy	FRA	CMR	Inter C		2:34.672	3	2:34.833	4	2:34.939	5	2:40.033	2	2:45.397	6
6	33	Alexandre Gadois	FRA	AUTOSPORT GP	Inter C	Junior	2:34.689	4	2:35.706	5	2:40.420	3	2:49.102	6	3:33.551	2
7	17	Jean-Baptiste Mela	FRA	AUTOSPORT GP	Inter C	Junior	2:34.744	5	2:34.987	4	2:36.186	3	2:38.449	2	2:41.385	7
8	69	Laurent Hurgon	FRA	AUTOSPORT GP-PATRICK BOFFA	Inter C		2:34.769	5	2:35.392	6	2:35.684	4	2:59.372	7	3:11.777	2
9	74	Julien Neveu	FRA	AUTOSPORT GP	Inter C		2:35.209	4	2:35.390	3	2:35.461	5	2:37.523	6	2:46.521	2
10	6	Antoine Miquel	FRA	MILAN COMPETITION	Inter C	Junior	2:35.274	8	2:35.611	6	2:35.713	4	2:36.778	3	2:45.812	7
11	2	Yann Zimmer	SUI	CMR	Inter C		2:35.620	5	2:37.268	7	2:37.843	3	2:38.658	2	2:40.316	6
12	8	Nicolas Milan	FRA	MILAN COMPETITION	Inter C		2:35.792	4	2:35.942	6	2:37.338	3	2:42.238	7	2:47.318	2
13	4	Mathieu Blaise	FRA	RACING TECHNOLOGY	Inter D	Gentleman	2:37.392	5	2:37.977	6	2:38.208	4	2:51.428	2		
14	110	Arnaud Tsamere	FRA	RACING TECHNOLOGY	Inter D	Gentleman	2:38.209	4	2:38.293	5	2:39.440	3	2:51.561	2	3:07.155	6
15	14	Marc Sevestre	FRA	AUTOSPORT GP	Inter C	Gentleman	2:39.649	6	2:43.452	5	2:46.793	4	3:00.367	3	3:11.941	2
16	9	Philippe Bourgois	FRA	MILAN COMPETITION	Inter B	Gentleman	2:39.793	3	2:41.858	4	2:45.991	2	6:34.402	5		
17	18	Pierre Macchi	FRA	AUTOSPORT GP	Inter D	Gentleman	2:40.158	6	2:42.237	7	2:44.671	3	2:44.739	5	2:54.157	4
18	38	Luc Ceret	FRA	AUTOSPORT GP	Inter D	Gentleman	2:41.028	7	2:41.216	6	2:41.975	5	2:42.693	4	3:11.496	2
19	7	Franc Rouxel	FRA	RACING TECHNOLOGY	Inter D	Gentleman	2:45.357	6	2:46.548	4	2:48.653	3	2:55.537	5	2:56.786	2
20	5	Stéphane Proux	FRA	RACING TECHNOLOGY	Inter D	Gentleman	2:47.546	6	2:48.927	4	2:52.350	5	2:58.128	3	3:12.784	2



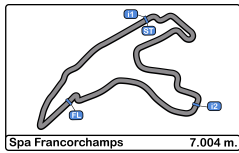


Spa Francorchamps
Alpine ELF Europa Cup
Qualifying - 1
Fastest Laps Sequence



Lap	Time of Day	Session Time	Nº	Driver	Nat	Team	Level	Category	Time	Km/h
2	9:06:48.706	6:48.706	6	Antoine Miquel	FRA	MILAN COMPETITION	Inter C	Junior	2:51.810	146.7
2	9:07:10.943	7:10.943	4	Mathieu Blaise	FRA	RACING TECHNOLOGY	Inter D	Gentleman	2:51.428	147.0
2	9:07:48.040	7:48.040	15	Gael Castelli	FRA	CMR	Inter C		2:36.975	160.6
3	9:09:25.484	9:25.484	6	Antoine Miquel	FRA	MILAN COMPETITION	Inter C	Junior	2:36.778	160.8
3	9:10:11.726	10:11.726	11	Vincent Beltoise	FRA	RACING TECHNOLOGY	Inter C		2:35.304	162.3
3	9:10:22.639	10:22.639	15	Gael Castelli	FRA	CMR	Inter C		2:34.599	163.0
4	9:12:56.708	12:56.708	15	Gael Castelli	FRA	CMR	Inter C		2:34.069	163.6





Spa Francorchamps
Alpine ELF Europa Cup
Qualifying - 1
Pit Stop Analysis



9 Philippe Bourgois Gentleman MILAN COMPETITION

Alpine

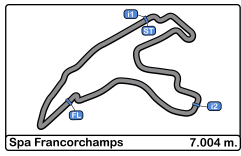
Nr.	In Day Time	In Time	Out Time	Pit Time	T. Pit Time	Handicap	Penalty
1	9:14:03.418	9:14:03.418	9:17:50.880	3:47.462	3:47.462		

17 Jean-Baptiste Mela Junior AUTOSPORT GP

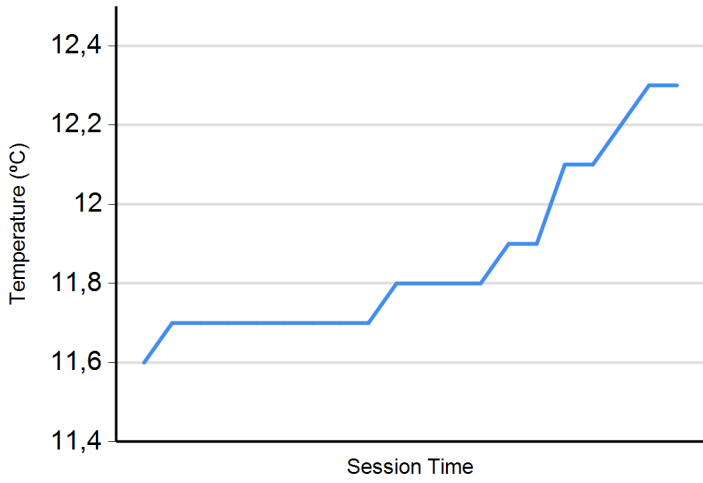
Alpine

Nr.	In Day Time	In Time	Out Time	Pit Time	T. Pit Time	Handicap	Penalty
1	9:16:02.067	9:16:02.067	9:17:01.322	59.255	59.255		

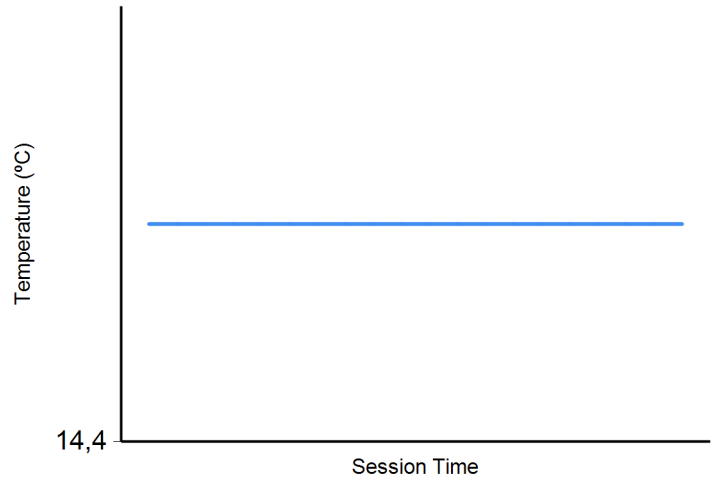




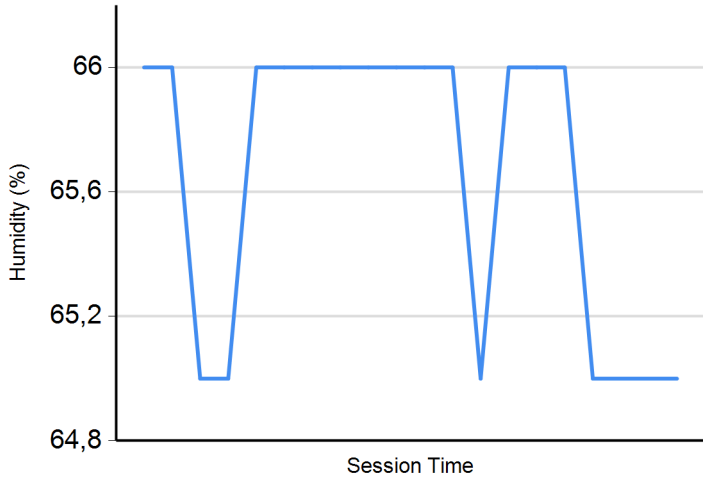
Air Temperature



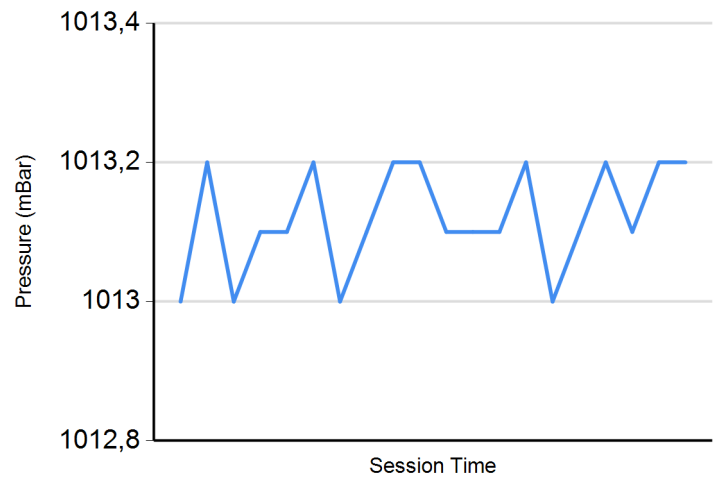
Track Temperature



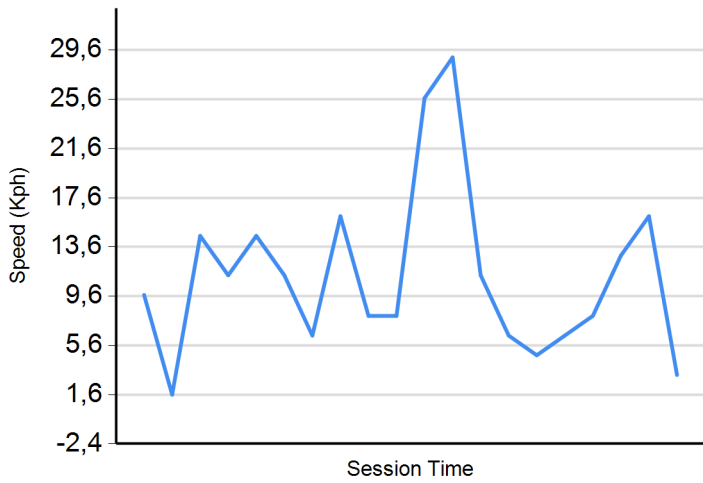
Humidity



Pressure



Wind Speed



Wind direction

North = 0°/360° Est = 90° South = 180° West = 270°

