

Alpine Elf Europa Cup

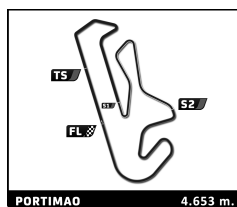
4 Hours of Portimao

Free Practice 1

Sector Analysis

— Invalidated Lap ■ Personal Best ■ Session Best B Crossing the pit lane

Lap	Time	Sector 1	Sector 2	Sector 3	Kph	Elapsed	Lap	Time	Sector 1	Sector 2	Sector 3	Kph	Elapsed	
1	Jean-Baptiste MELA FRA							14	1:56.875	36.388	36.239	44.248	143.3	36:35.689
	AUTOSPORT GP							15	2:43.322 B	42.666	51.396	1:09.260	102.6	39:19.011
1	2:29.108	56.858	41.250	51.000	105.9	2:29.108								
2	2:26.505	48.540	47.453	50.512	114.3	4:55.613								
3	2:01.142	40.003	37.354	43.785	138.3	6:56.755								
4	1:55.598	36.924	35.808	42.866	144.9	8:52.353								
5	1:55.765	36.720	36.266	42.779	144.7	10:48.118								
6	1:55.782	35.880	37.268	42.634	144.7	12:43.900								
7	1:53.472	35.453	35.365	42.654	147.6	14:37.372								
8	2:05.887 B	37.376	36.316	52.195	133.1	16:43.259								
9	5:04.664	3:46.531	35.344	42.789	55.0	21:47.923								
10	1:53.848	35.878	35.181	42.789	147.1	23:41.771								
11	1:53.015	35.489	35.015	42.511	148.2	25:34.786								
12	2:03.295 B	36.641	36.259	50.395	135.9	27:38.081								
13	5:48.302	4:19.729	42.937	45.636	48.1	33:26.383								
14	1:55.096	36.993	35.479	42.624	145.5	35:21.479								
15	1:52.845	35.568	34.943	42.334	148.4	37:14.324								
16	1:52.757	35.338	35.003	42.416	148.6	39:07.081								
17	2:12.811 B	40.951	38.195	53.665	126.1	41:19.892								
3	Gosia RDEST POL							14	1:52.427	35.472	34.686	42.269	149.0	37:02.715
	CHAZEL TECHNOLOGIE COURSE							18	1:52.548	35.393	34.747	42.408	148.8	38:55.263
1	2:37.579	1:08.737	43.312	45.530	100.2	2:37.579								
2	2:01.782	38.961	38.038	44.783	137.5	4:39.361								
3	1:57.707	36.824	36.817	44.066	142.3	6:37.068								
4	1:56.234	36.640	36.096	43.498	144.1	8:33.302								
5	1:55.323	36.179	35.769	43.375	145.3	10:28.625								
6	1:55.255	36.439	35.584	43.232	145.3	12:23.880								
7	1:55.368	36.538	35.484	43.346	145.2	14:19.248								
8	1:54.701	35.777	35.491	43.433	146.0	16:13.949								
9	1:54.931	35.886	35.367	43.678	145.7	18:08.880								
10	2:07.511 B	36.372	36.002	55.137	131.4	20:16.391								
11	6:52.400	5:32.705	36.271	43.424	40.6	27:08.791								
12	1:55.253	36.176	35.969	43.108	145.3	29:04.044								
13	1:54.731	36.149	35.555	43.027	146.0	30:58.775								
14	1:54.683	36.019	35.526	43.138	146.1	32:53.458								
15	1:54.762	36.065	35.550	43.147	146.0	34:48.220								
16	1:54.501	35.952	35.354	43.195	146.3	36:42.721								
17	2:08.287	36.002	48.010	44.275	130.6	38:51.008								
18	1:55.242	35.964	35.635	43.643	145.4	40:46.250								
7	Franc ROUXEL FRA							14	1:54.643	35.909	35.447	43.287	146.1	36:45.707
	HERRERO RACING							18	1:55.529	36.382	35.316	43.831	145.0	38:41.236
1	3:39.526 B	1:49.372	46.042	1:04.112	71.9	3:39.526								
2	7:16.958	5:49.148	40.495	47.315	38.3	10:56.484								
3	2:02.728	37.617	38.963	46.148	136.5	12:59.212								
4	1:59.976	37.320	37.227	45.429	139.6	14:59.188								
5	1:59.455	37.336	37.120	44.999	140.2	16:58.643								
6	1:58.996	37.284	37.266	44.446	140.8	18:57.639								
7	1:58.094	37.061	36.758	44.275	141.8	20:55.733								
8	1:58.243	37.088	36.719	44.436	141.7	22:53.976								
9	2:08.602 B	37.289	36.581	54.732	130.3	25:02.578								
10	3:42.758	2:21.156	36.561	45.041	75.2	28:45.336								
11	1:58.302	37.457	36.396	44.449	141.6	30:43.638								
12	1:57.935	36.891	36.781	44.263	142.0	32:41.573								
13	1:57.241	36.561	36.662	44.018	142.9	34:38.814								
8	Simon TIRMAN FRA							14	1:53.708	35.709	35.036	42.963	147.3	16:11.870
	AUTOSPORT GP							15						
1	2:05.537	42.897	37.974	44.666	125.7	2:05.537								
2	1:55.460	36.315	35.791	43.354	145.1	4:00.997								
3	1:54.538	36.188	35.456	42.894	146.2	5:55.535								
4	1:55.025	35.816	36.255	42.954	145.6	7:50.560								
5	1:53.532	35.706	35.099	42.727	147.5	9:44.092								
6	1:56.677	37.713	36.285	42.679	143.6	11:40.769								
7	1:53.822	35.774	35.284	42.764	147.2	13:34.591								
8	2:04.240 B	35.700	35.202	53.338	134.8	15:38.831								
9	6:17.614	4:53.942	40.252	43.420	44.4	21:56.445								
10	1:53.427	35.822	35.046	42.559	147.7	23:49.872								
11	1:52.774	35.554	34.820	42.400	148.5	25:42.646								
12	1:52.841	35.459	34.850	42.532	148.4	27:35.487								
13	1:52.595	35.522	34.706	42.367	148.8	29:28.082								
14	1:52.512	35.449	34.642	42.421	148.9	31:20.594								
15	1:52.600	35.416	34.868	42.316	148.8	33:13.194								
16	1:57.094	37.340	35.388	44.366	143.1	35:10.288								
17	1:52.427	35.472	34.686	42.269	149.0	37:02.715								
18	1:52.548	35.393	34.747	42.408	148.8	38:55.263								
19	1:52.563	35.329	34.757	42.477	148.8	40:47.826								
9	Philippe BOURGOIS BEL							14	1:56.875	36.388	36.239	44.248	143.3	36:35.689
	CHAZEL TECHNOLOGIE COURSE							15	2:43.322 B	42.666	51.396	1:09.260	102.6	39:19.011
1	2:49.046	1:22.332	40.084	46.630	93.4	2:49.046								
2	2:00.371	37.893	37.685	44.793	139.2	4:49.417								
3	1:58.096	37.063	36.774	44.259	141.8	6:47.513								
4	1:56.719	36.785	36.148	43.786	143.5	8:44.232								
5	1:57.330	37.838	36.088	43.404	142.8	10:41.562								
6	1:55.505	36.202	35.715	43.588	145.0	12:37.067								
7	2:06.260 B	36.191	36.363	53.706	132.7	14:43.327								
8	4:45.751	3:26.511	35.820	43.420	58.6	19:29.078								
9	1:55.604	36.071	35.851	43.682	144.9	21:24.682								
10	1:55.328	36.417	35.609	43.302	145.2	23:20.010								
11	1:55.942	36.424	35.861	43.657	144.5	25:15.952								
12	1:55.398	36.119	35.600	43.679	145.2	27:11.350								
13	1:54.900	36.058	35.731	43.111	145.8	29:06.250								
14	1:54.648	35.942	35.634	43.072	146.1	31:00.898								
15	1:55.308	36.104	35.527	43.677	145.3	32:56.206								
16	1:54.858	36.146	35.371	43.341	145.8	34:51.064								
17	1:54.643	35.909	35.447	43.287	146.1	36:45.707								
18	1:55.529	36.382	35.316	43.831	145.0	38:41.236								
19	1:55.461	36.271	35.595	43.595	145.1	40:36.697								
11	Corentin TIERCE FRA							14	1:56.875	36.388	36.239	44.248	143.3	36:35.689
	HERRERO RACING							15	2:43.322 B	42.666	51.396	1:09.260	102.6	39:19.011
1	2:38.242	1:11.576	40.919	45.747	99.7	2:38.242								
2	2:01.677	38.955	38.002	44.720	137.7	4:39.919								
3	2:00.948	38.053	38.353	44.542	138.5	6:40.867								
4	1:55.072	36.383	35.506	43.183	145.6	8:35.939								
5	1:54.191	36.151	35.154	42.886	146.7	10:30.130								
6	1:54.066	35.861	35.509	42.696	146.9	12:24.196								
7	1:53.966	35.734	35.227	43.005	147.0	14:18.162								
8	1:53.708	35.709	35.036	42.963	147.3	16:11.870								



Alpine Elf Europa Cup

4 Hours of Portimao

Free Practice 1

Sector Analysis

— Invalidated Lap ■ Personal Best ■ Session Best B Crossing the pit lane

Lap	Time	Sector 1	Sector 2	Sector 3	Kph	Elapsed	Lap	Time	Sector 1	Sector 2	Sector 3	Kph	Elapsed
9	1:53.726	35.657	34.979	43.090	147.3	18:05.596	2	2:03.167	38.909	39.423	44.835	136.0	5:04.281
10	2:08.661 B	35.826	36.427	56.408	130.2	20:14.257	3	1:59.074	37.296	37.039	44.739	140.7	7:03.355
11	4:55.951	3:37.054	35.755	43.142	56.6	25:10.208	4	1:59.313	37.303	37.951	44.059	140.4	9:02.668
12	1:54.502	35.789	35.990	42.723	146.3	27:04.710	5	1:56.553	36.633	35.872	44.048	143.7	10:59.221
13	1:54.097	35.824	35.173	43.100	146.8	28:58.807	6	1:56.825	36.263	37.064	43.498	143.4	12:56.046
14	1:54.299	36.245	34.933	43.121	146.6	30:53.106	7	1:55.846	36.152	35.935	43.759	144.6	14:51.892
15	1:54.287	35.888	35.243	43.156	146.6	32:47.393	8	1:55.497	36.310	35.712	43.475	145.0	16:47.389
16	1:54.687	36.468	35.258	42.961	146.1	34:42.080	9	2:15.753 B	38.878	38.237	58.638	123.4	19:03.142
17	1:54.455	36.364	35.122	42.969	146.4	36:36.535	10	6:03.677	4:43.383	35.695	44.599	46.1	25:06.819
18	1:57.213	37.293	36.636	43.284	142.9	38:33.748	11	1:59.269	38.924	36.731	43.614	140.4	27:06.088
19	1:54.302	35.859	34.984	43.459	146.5	40:28.050	12	1:55.569	36.425	35.716	43.428	144.9	29:01.657

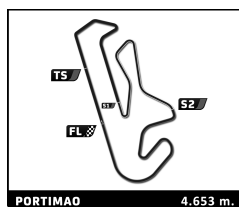
14		Jean-Paul DOMINICI					FRA
CHAZEL TECHNOLOGIE COURSE							
1	3:32.955	1:50.729	47.372	54.854	74.1	3:32.955	
2	2:19.070	45.808	43.596	49.666	120.4	5:52.025	
3	2:08.002	40.616	39.818	47.568	130.9	8:00.027	
4	2:03.683	38.377	38.767	46.539	135.4	10:03.710	
5	2:01.986	37.789	38.083	46.114	137.3	12:05.696	
6	2:12.069 B	38.051	39.097	54.921	126.8	14:17.765	
7	5:19.088	3:53.713	38.614	46.761	52.5	19:36.853	
8	2:02.459	37.596	38.572	46.291	136.8	21:39.312	
9	2:04.146	37.939	39.495	46.712	134.9	23:43.458	
10	2:02.341	37.989	38.845	45.507	136.9	25:45.799	
11	2:00.599	37.657	37.579	45.363	138.9	27:46.398	
12	1:59.141	37.379	37.054	44.708	140.6	29:45.539	
13	1:57.372	36.485	36.465	44.422	142.7	31:42.911	
14	1:58.308	37.125	36.712	44.471	141.6	33:41.219	
15	1:57.677	36.781	36.644	44.252	142.3	35:38.896	
16	1:58.895	37.060	36.983	44.852	140.9	37:37.791	
17	2:04.567	37.096	36.820	50.651	134.5	39:42.358	
18	1:58.127	37.227	36.453	44.447	141.8	41:40.485	

18		Pierre MACCHI					FRA
PATRICK ROGER AUTOSPORT GP							
1	4:03.473	2:18.637	49.293	55.543	64.8	4:03.473	
2	2:20.738	49.200	42.223	49.315	119.0	6:24.211	
3	2:06.552	42.268	38.644	45.640	132.4	8:30.763	
4	2:33.086	49.051	57.809	46.226	109.4	11:03.849	
5	2:05.952	39.629	40.531	45.792	133.0	13:09.801	
6	2:00.760	38.921	37.161	44.678	138.7	15:10.561	
7	1:57.443	36.955	36.694	43.794	142.6	17:08.004	
8	1:57.173	36.854	36.298	44.021	143.0	19:05.177	
9	2:11.402 B	36.620	36.239	58.543	127.5	21:16.579	
10	4:29.854	3:09.967	35.795	44.092	62.1	25:46.433	
11	1:59.927	38.295	36.796	44.836	139.7	27:46.360	
12	1:56.364	36.436	35.860	44.068	144.0	29:42.724	
13	1:56.648	36.581	36.071	43.996	143.6	31:39.372	
14	1:57.089	37.361	35.761	43.967	143.1	33:36.461	
15	1:57.710	36.627	36.916	44.167	142.3	35:34.171	
16	1:56.657	36.649	36.181	43.827	143.6	37:30.828	
17	1:56.993	36.447	36.459	44.087	143.2	39:27.821	
18	1:57.368	36.423	35.844	45.101	142.7	41:25.189	

23		Laurent RICHARD					FRA
HERRERO RACING							
1	3:01.114	1:34.371	39.932	46.811	87.1	3:01.114	

27		Ugo DE WILDE					BEL
HERRERO RACING							
1	2:35.617	1:10.160	40.595	44.862	101.4	2:35.617	
2	2:02.707	40.044	37.750	44.913	136.5	4:38.324	
3	2:01.827	38.322	39.036	44.469	137.5	6:40.151	
4	1:54.730	36.104	35.568	43.058	146.0	8:34.881	
5	1:53.816	35.786	35.219	42.811	147.2	10:28.697	
6	1:53.658	35.790	35.160	42.708	147.4	12:22.355	
7	1:53.457	35.708	34.985	42.764	147.6	14:15.812	
8	1:53.634	35.725	35.150	42.759	147.4	16:09.446	
9	1:53.586	35.700	35.026	42.860	147.5	18:03.032	
10	2:07.580 B	39.507	35.794	52.279	131.3	20:10.612	
11	6:19.634	4:58.949	36.780	43.905	44.1	26:30.246	
12	1:53.523	35.844	35.060	42.619	147.6	28:23.769	
13	1:53.133	35.715	34.871	42.547	148.1	30:16.902	
14	1:52.919	35.517	34.884	42.518	148.3	32:09.821	
15	1:52.604	35.388	34.832	42.384	148.8	34:02.425	
16	1:59.150	35.685	37.010	46.455	140.6	36:01.575	
17	1:53.049	35.478	34.938	42.633	148.2	37:54.624	
18	2:01.848 B	35.704	35.007	51.137	137.5	39:56.472	

31		Louis MÉRIC					FRA
RACE CARS CONSULTING							
1	2:49.784	1:17.006	42.873	49.905	93.0	2:49.784	
2	2:02.604	38.617	39.533	44.454	136.6	4:52.388	
3	1:55.990	36.951	35.866	43.173	144.4	6:48.378	
4	1:56.119	36.193	36.333	43.593	144.3	8:44.497	
5	1:55.515	36.417	35.791	43.307	145.0	10:40.012	
6	1:54.307	35.995	35.319	42.993	146.5	12:34.319	
7	1:54.090	35.707	35.359	43.024	146.8	14:28.409	
8	1:53.891	35.662	35.238	42.991	147.1	16:22.300	
9	2:04.123 B	35.758	35.578	52.787	135.0	18:26.423	
10	3:26.898	2:08.112	35.607	43.179	81.0	21:53.321	
11	1:53.979	35.714	35.271	42.994	147.0	23:47.300	
12	1:56.173	35.846	35.721	44.606	144.2	25:43.473	
13	1:56.254	35.917	37.324	43.013	144.1	27:39.727	
14	1:53.850	35.857	35.126	42.867	147.1	29:33.577	
15	1:55.674	37.526	35.029	43.119	144.8	31:29.251	
16	1:53.372	35.645	34.951	42.776	147.8	33:22.623	
17	1:53.561	35.624	35.039	42.898	147.5	35:16.184	



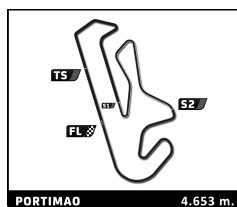
Alpine Elf Europa Cup

4 Hours of Portimao

Free Practice 1

Sector Analysis

Legend: _ Invalidated Lap █ Personal Best █ Session Best █ B Crossing the pit lane													
Lap	Time	Sector 1	Sector 2	Sector 3	Kph	Elapsed	Lap	Time	Sector 1	Sector 2	Sector 3	Kph	Elapsed
33 Grégory ROMANO MCO AUTOSPORT GP													
1	4:21.740	2:43.615	45.207	52.918	60.3	4:21.740							
2	2:15.934	43.759	41.949	50.226	123.2	6:37.674							
3	2:09.386	40.889	38.875	49.622	129.5	8:47.060							
4	2:14.192	44.098	41.328	48.766	124.8	11:01.252							
5	2:11.900	41.415	42.399	48.086	127.0	13:13.152							
6	2:08.120	40.417	39.201	48.502	130.7	15:21.272							
7	2:08.173	40.241	39.950	47.982	130.7	17:29.445							
8	2:22.940B	40.115	39.772	1:03.053	117.2	19:52.385							
9	4:55.301	3:28.295	39.215	47.791	56.7	24:47.686							
10	2:06.216	39.789	38.527	47.900	132.7	26:53.902							
11	2:05.258	39.479	38.513	47.266	133.7	28:59.160							
12	2:07.255	39.919	40.266	47.070	131.6	31:06.415							
13	2:04.231	38.720	38.809	46.702	134.8	33:10.646							
14	2:04.841	38.566	39.458	46.817	134.2	35:15.487							
15	2:05.734	39.086	39.049	47.599	133.2	37:21.221							
16	2:02.072	38.258	37.862	45.952	137.2	39:23.293							
17	2:03.402	38.125	38.029	47.248	135.7	41:26.695							
63 Stéphane AURIACOMBE FRA HERRERO RACING													
1	3:03.389	1:31.466	43.986	47.937	86.1	3:03.389							
2	2:03.717	39.967	38.601	45.149	135.4	5:07.106							
3	1:57.594	37.270	36.469	43.855	142.4	7:04.700							
4	1:56.607	36.710	36.007	43.890	143.7	9:01.307							
5	1:56.262	36.651	35.754	43.857	144.1	10:57.569							
6	1:56.290	36.685	35.985	43.620	144.0	12:53.859							
7	1:56.351	36.727	35.794	43.830	144.0	14:50.210							
8	1:55.064	36.147	35.626	43.291	145.6	16:45.274							
9	1:54.960	36.193	35.492	43.275	145.7	18:40.234							
10	1:55.665	36.088	36.177	43.400	144.8	20:35.899							
11	1:55.155	36.076	35.633	43.446	145.5	22:31.054							
12	1:54.412	36.010	35.317	43.085	146.4	24:25.466							
13	2:05.650B	35.941	35.351	54.358	133.3	26:31.116							
14	4:11.484	2:44.001	36.460	51.023	66.6	30:42.600							
15	1:54.679	36.329	35.289	43.061	146.1	32:37.279							
16	1:54.257	36.064	35.154	43.039	146.6	34:31.536							
17	1:55.463	36.011	36.226	43.226	145.1	36:26.999							
18	2:07.591	36.018	42.865	48.708	131.3	38:34.590							
19	1:55.214	36.415	35.369	43.430	145.4	40:29.804							
69 Laurent HURGON FRA LSGROUP AUTOSPORT GP													
1	2:47.011	1:18.811	42.317	45.883	94.5	2:47.011							
2	2:07.443	38.768	43.506	45.169	131.4	4:54.454							
3	2:00.872	37.632	39.176	44.064	138.6	6:55.326							
4	1:56.284	37.125	35.994	43.165	144.1	8:51.610							
5	1:57.040	37.715	36.360	42.965	143.1	10:48.650							
6	1:54.406	35.858	36.030	42.518	146.4	12:43.056							
7	1:53.874	35.781	35.219	42.874	147.1	14:36.930							
8	1:53.112	35.548	34.952	42.612	148.1	16:30.042							
9	2:05.910B	37.050	35.457	53.403	133.0	18:35.952							
10	4:37.826	3:19.356	35.705	42.765	60.3	23:13.778							
11	1:55.185	36.944	35.598	42.643	145.4	25:08.963							
12	2:02.125B	35.600	35.270	51.255	137.2	27:11.088							
13	4:26.595	3:04.126	38.333	44.136	62.8	31:37.683							
14	1:54.435	36.946	35.196	42.293	146.4	33:32.118							
15	1:52.493	35.499	34.869	42.125	148.9	35:24.611							
16	1:51.848	35.075	34.603	42.170	149.8	37:16.459							
17	1:52.153	35.218	34.758	42.177	149.4	39:08.612							
18	2:08.288B	37.245	37.590	53.453	130.6	41:16.900							
110 Philippe QUETAUD FRA CHAZEL TECHNOLOGIE COURSE													
1	3:03.525	1:36.629	39.731	47.165	86.0	3:03.525							
2	1:59.425	37.611	37.309	44.505	140.3	5:02.950							
3	1:56.807	36.951	36.208	43.648	143.4	6:59.757							
4	1:56.365	36.720	35.867	43.778	144.0	8:56.122							
5	1:59.647	36.445	37.068	46.134	140.0	10:55.769							
41 Anthony FOURNIER FRA RACE CARS CONSULTING													
1	3:35.722	2:03.193	42.375	50.154	73.2	3:35.722							
2	2:12.657	42.408	42.306	47.943	126.3	5:48.379							
3	2:09.089	40.690	41.906	46.493	129.8	7:57.468							
4	2:02.175	38.546	37.942	45.687	137.1	9:59.643							
5	1:58.953	37.701	36.578	44.674	140.8	11:58.596							
6	1:57.186	36.840	35.903	44.443	142.9	13:55.782							
7	1:56.603	36.745	35.911	43.947	143.7	15:52.385							
8	1:56.334	36.698	35.707	43.929	144.0	17:48.719							
9	1:55.945	36.440	35.673	43.832	144.5	19:44.664							
10	1:55.621	36.390	35.509	43.722	144.9	21:40.285							
11	2:16.124B	37.514	40.937	57.673	123.1	23:56.409							
12	5:18.058	3:58.771	35.655	43.632	52.7	29:14.467							
13	1:55.618	36.446	35.682	43.490	144.9	31:10.085							
14	1:55.391	36.009	35.723	43.659	145.2	33:05.476							
15	1:54.829	36.061	35.519	43.249	145.9	35:00.305							
16	1:55.052	36.016	35.362	43.674	145.6	36:55.357							
17	1:56.374	36.158	36.359	43.857	143.9	38:51.731							
18	1:55.110	36.030	35.408	43.672	145.5	40:46.841							
44 Lilou WADOUX FRA PATRICK ROGER AUTOSPORT GP													
1	2:55.679	1:16.221	47.472	51.986	89.8	2:55.679							
2	2:34.631B	47.781	45.377	1:01.473	108.3	5:30.310							
3	5:46.308	4:26.351	36.460	43.497	48.4	11:16.618							
4	1:55.294	36.094	35.514	43.686	145.3	13:11.912							
5	1:54.307	35.894	35.363	43.050	146.5	15:06.219							
6	1:54.142	35.621	35.451	43.070	146.8	17:00.361							
7	1:53.602	35.703	35.167	42.732	147.5	18:53.963							
8	1:53.463	35.683	34.860	42.920	147.6	20:47.426							
9	2:08.425B	36.337	37.203	54.885	130.4	22:55.851							
10	4:45.740	3:20.946	41.214	43.580	58.6	27:41.591							
11	1:53.532	35.812	35.206	42.514	147.5	29:35.123							



Alpine Elf Europa Cup 4 Hours of Portimao Free Practice 1

Sector Analysis

— Invalidated Lap ■ Personal Best ■ Session Best B Crossing the pit lane

Lap	Time	Sector 1	Sector 2	Sector 3	Kph	Elapsed	Lap	Time	Sector 1	Sector 2	Sector 3	Kph	Elapsed
6	1:57.364	36.376	36.958	44.030	142.7	12:53.133							
7	1:57.506	36.658	36.226	44.622	142.6	14:50.639							
8	1:57.552	36.591	36.181	44.780	142.5	16:48.191							
9	2:12.308 B	36.787	37.587	57.934	126.6	19:00.499							
10	5:39.317	4:17.705	37.597	44.015	49.4	24:39.816							
11	1:56.518	36.445	36.442	43.631	143.8	26:36.334							
12	1:56.564	36.390	36.648	43.526	143.7	28:32.898							
13	1:55.397	36.216	35.745	43.436	145.2	30:28.295							
14	1:56.106	36.532	36.242	43.332	144.3	32:24.401							
15	1:55.228	36.141	35.985	43.102	145.4	34:19.629							
16	1:55.659	36.325	35.966	43.368	144.8	36:15.288							
17	1:55.786	36.236	36.059	43.491	144.7	38:11.074							
18	1:55.091	36.242	35.622	43.227	145.5	40:06.165							